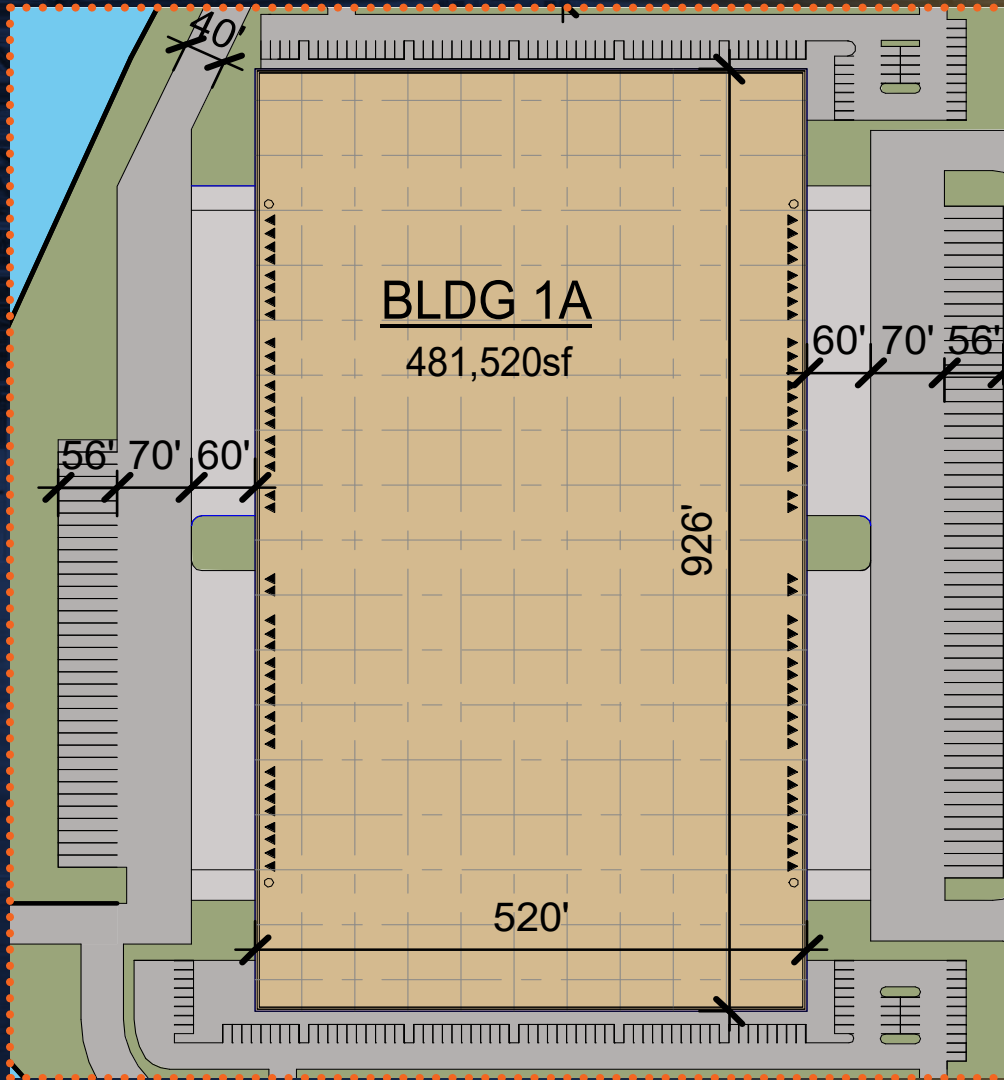
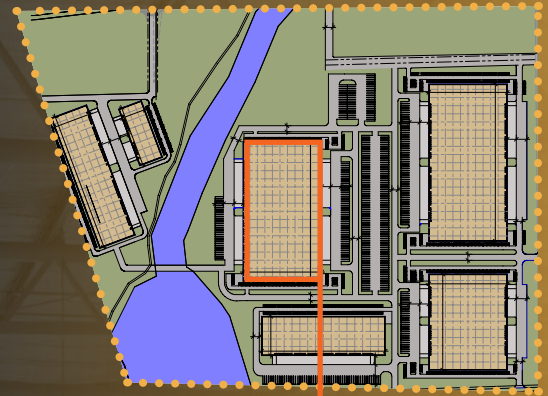




**HIGHPOINT**  
INDUSTRIAL ELEVATED

# BUILDING 1A PLAN



**TODD WITTY, SIOR**  
First Vice President  
+ 720 528 6339  
todd.witty@cbre.com

**JEREMY BALLENGER**  
Executive Vice President  
+ 303 264 1902  
jeremy.ballenger@cbre.com

**DANIEL CLOSE**  
First Vice President  
+ 720 528 6342  
daniel.close@cbre.com

**TYLER CARNER**  
Executive Vice President  
+ 720 624 1903  
tyler.carner@cbre.com



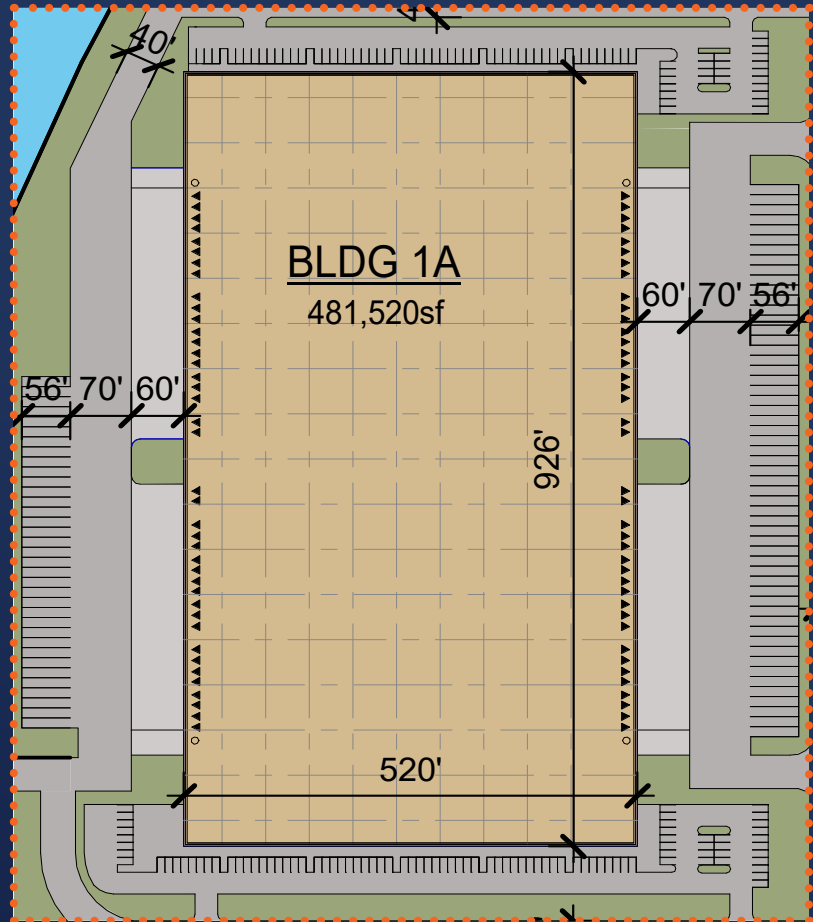


# HIGHPOINT

• INDUSTRIAL ELEVATED •

## BUILDING 1A SPECS

- SIZE:** 481,520 SF
- AVAILABLE:** 481,520 SF
- OFFICE:** TO-SUIT
- CLEAR HEIGHT:** 36'
- COLUMN SPACING:** 50' X 54'
- LOADING:** 80 DOCK-HIGH  
4 DRIVE-IN
- PARKING:** 169 STALLS
- TRAILER PARKING:** 89 STALLS
- POWER:** 3,000A, 277/480V
- SPRINKLERS:** ESFR



**TODD WITTY, SIOR**  
First Vice President  
+ 720 528 6339  
todd.witty@cbre.com

**JEREMY BALLENGER**  
Executive Vice President  
+ 303 264 1902  
jeremy.ballenger@cbre.com

**DANIEL CLOSE**  
First Vice President  
+ 720 528 6342  
daniel.close@cbre.com

**TYLER CARNER**  
Executive Vice President  
+ 720 624 1903  
tyler.carner@cbre.com

