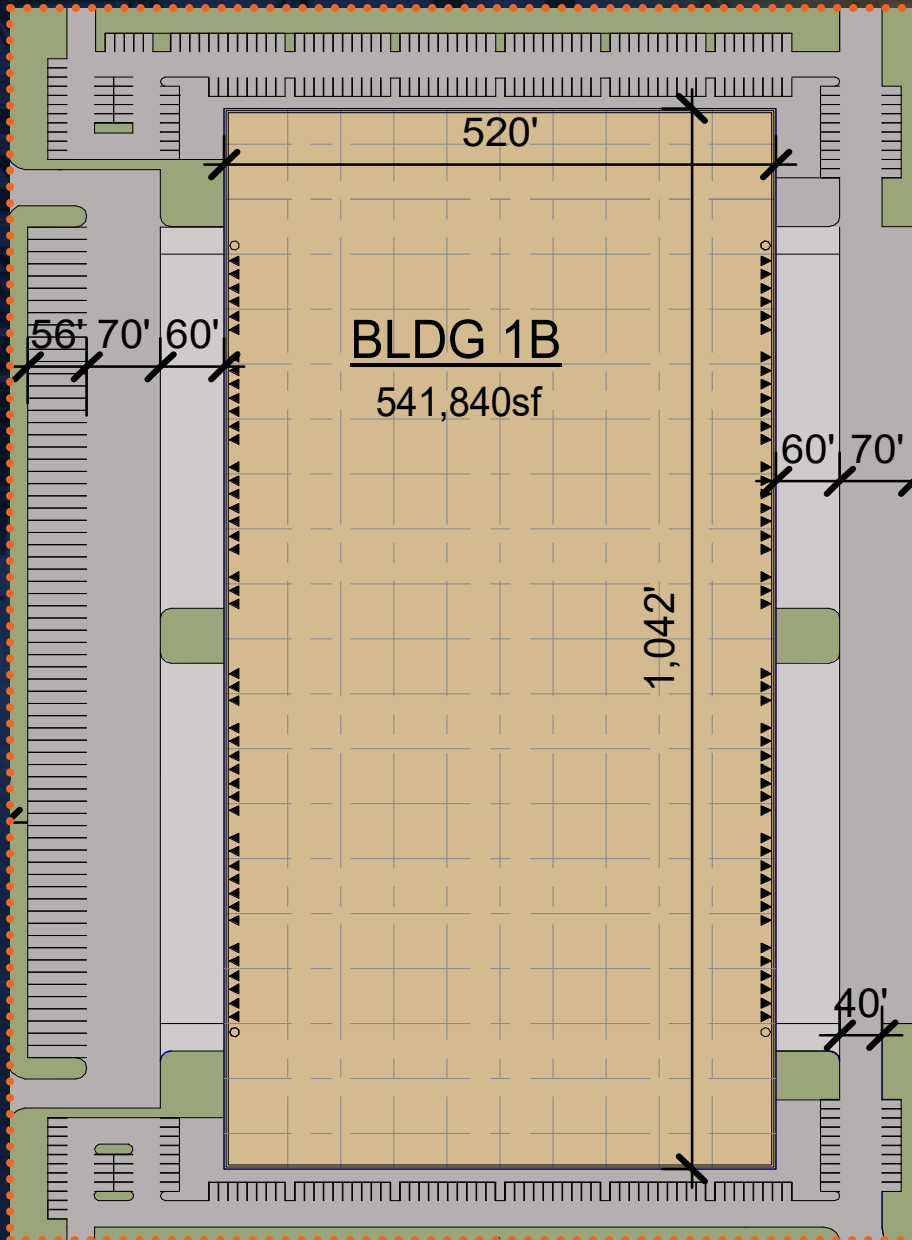
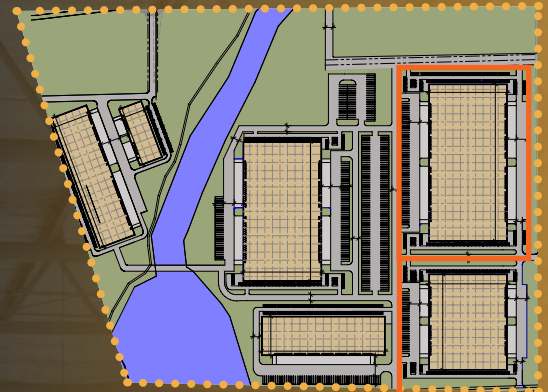




HIGHPOINT
INDUSTRIAL ELEVATED

BUILDING 1B PLAN



TODD WITTY, SIOR
First Vice President
+ 720 528 6339
todd.witty@cbre.com

JEREMY BALLENGER
Executive Vice President
+ 303 264 1902
jeremy.ballenger@cbre.com

DANIEL CLOSE
First Vice President
+ 720 528 6342
daniel.close@cbre.com

TYLER CARNER
Executive Vice President
+ 720 624 1903
tyler.carner@cbre.com



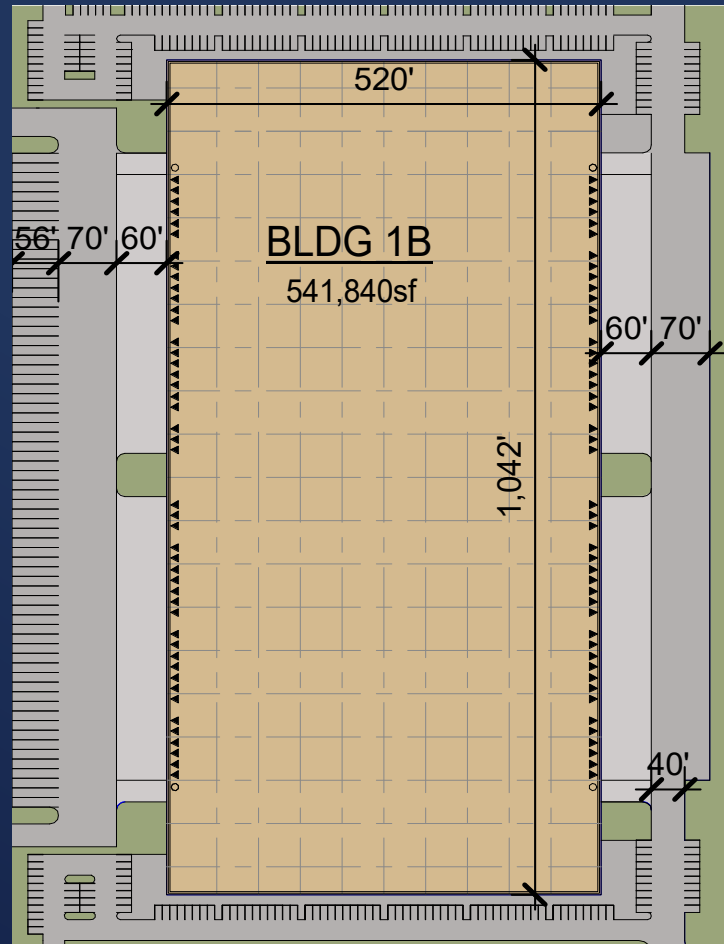


HIGHPOINT

• INDUSTRIAL ELEVATED •

BUILDING 1B SPECS

- SIZE:** 541,840 SF
- AVAILABLE:** 102,440-541,840 SF
- OFFICE:** TO-SUIT
- CLEAR HEIGHT:** 36'
- COLUMN SPACING:** 50' X 54'
- LOADING:** 92 DOCK-HIGH
4 DRIVE-IN
- PARKING:** 273 STALLS
- TRAILER PARKING:** 68 STALLS
- POWER:** 3,000A, 277/480V
- SPRINKLERS:** ESFR



TODD WITTY, SIOR
First Vice President
+ 720 528 6339
todd.witty@cbre.com

JEREMY BALLENGER
Executive Vice President
+ 303 264 1902
jeremy.ballenger@cbre.com

DANIEL CLOSE
First Vice President
+ 720 528 6342
daniel.close@cbre.com

TYLER CARNER
Executive Vice President
+ 720 624 1903
tyler.carner@cbre.com

