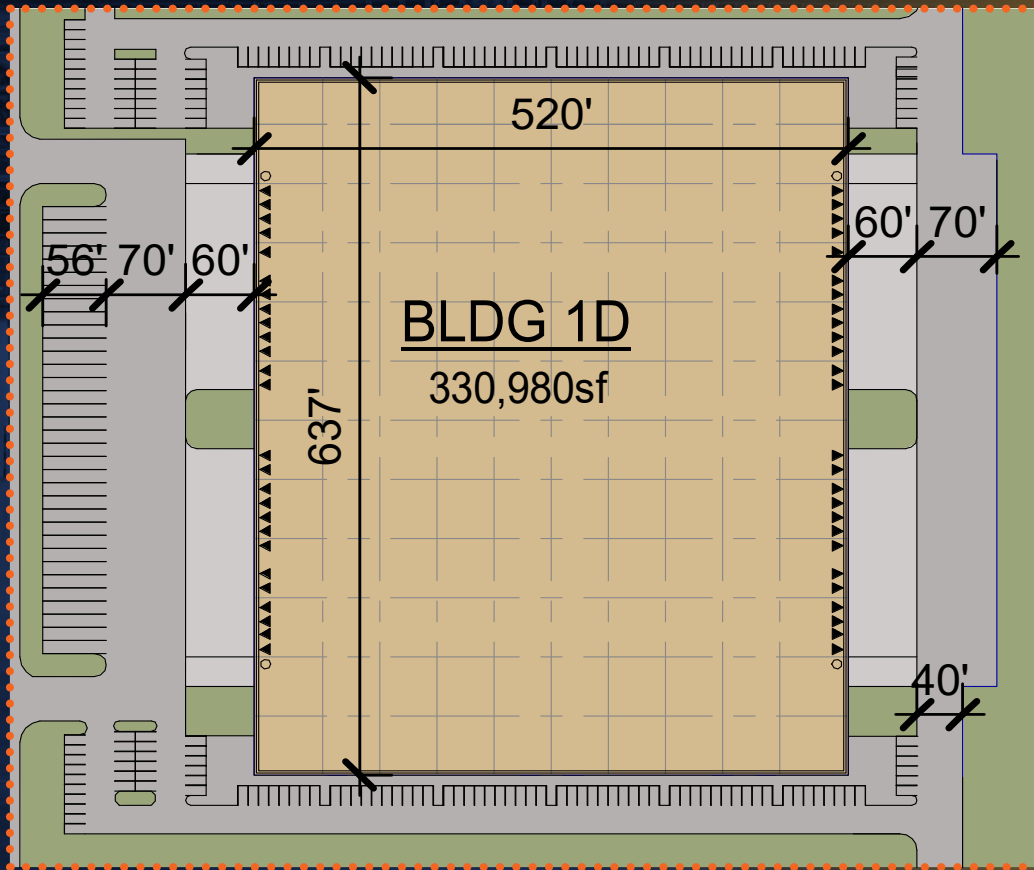
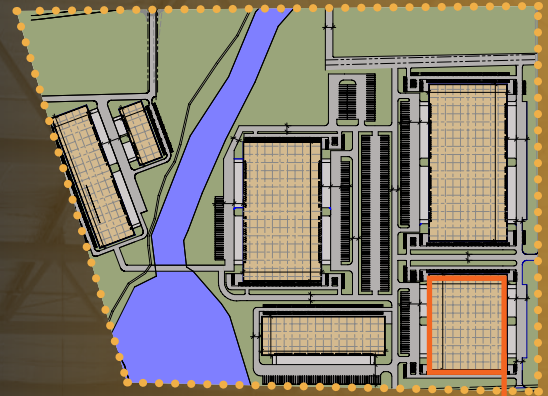




HIGHPOINT
INDUSTRIAL ELEVATED

BUILDING ID PLAN



TODD WITTY, SIOR
First Vice President
+ 720 528 6339
todd.witty@cbre.com

JEREMY BALLENGER
Executive Vice President
+ 303 264 1902
jeremy.ballenger@cbre.com

DANIEL CLOSE
First Vice President
+ 720 528 6342
daniel.close@cbre.com

TYLER CARNER
Executive Vice President
+ 720 624 1903
tyler.carner@cbre.com





HIGHPOINT

• INDUSTRIAL ELEVATED •

BUILDING ID SPECS

SIZE: 330,980 SF

AVAILABLE: 330,980 SF

OFFICE: TO-SUIT

CLEAR HEIGHT: TBD

COLUMN SPACING: 54' X 50'

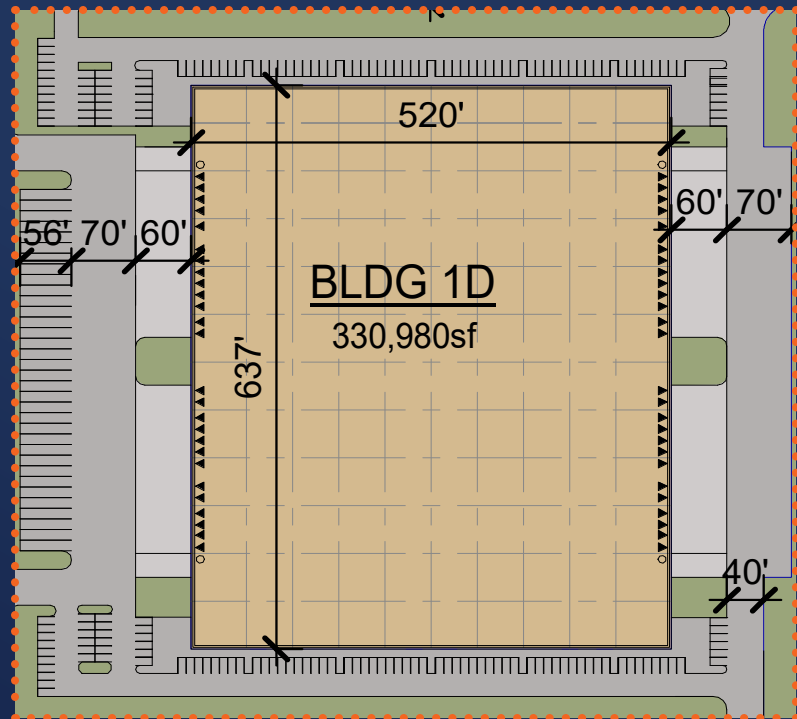
LOADING: 52 DOCK-HIGH
4 DRIVE-IN

PARKING: 189 STALLS

TRAILER PARKING: 34 STALLS

POWER: 3,000A, 277/480V

SPRINKLERS: ESFR



TODD WITTY, SIOR
First Vice President
+ 720 528 6339
todd.witty@cbre.com

JEREMY BALLENGER
Executive Vice President
+ 303 264 1902
jeremy.ballenger@cbre.com

DANIEL CLOSE
First Vice President
+ 720 528 6342
daniel.close@cbre.com

TYLER CARNER
Executive Vice President
+ 720 624 1903
tyler.carner@cbre.com

