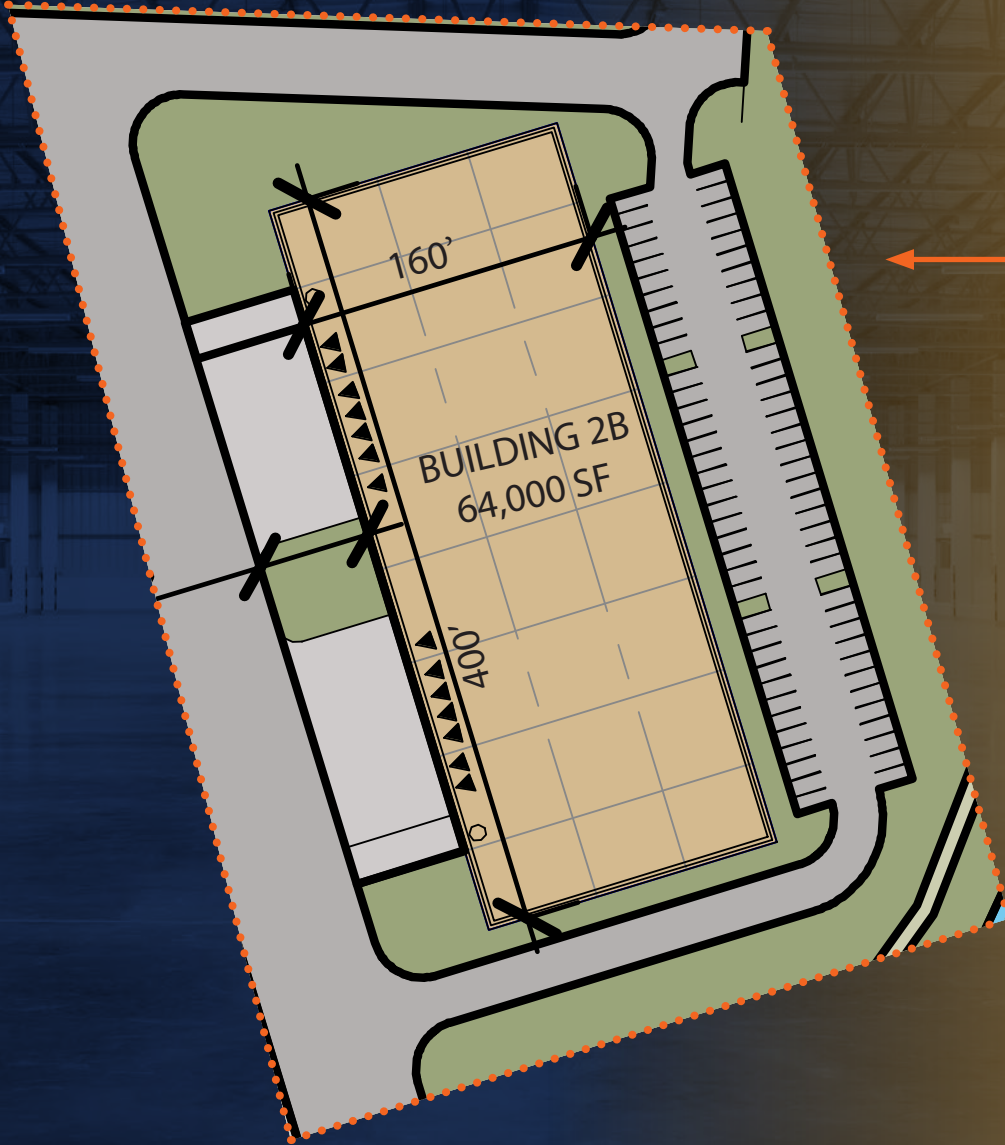
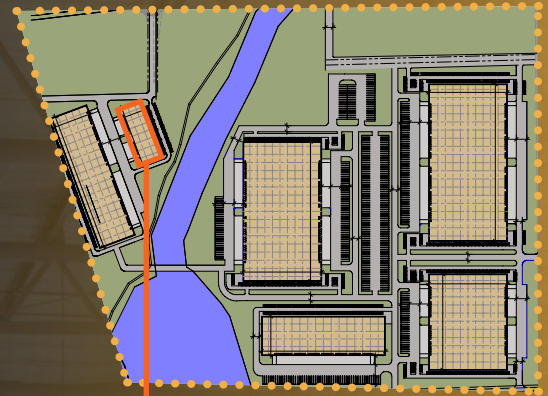




HIGHPOINT
INDUSTRIAL ELEVATED

BUILDING 2B PLAN



TODD WITTY, SIOR
First Vice President
+ 720 528 6339
todd.witty@cbre.com

JEREMY BALLENGER
Executive Vice President
+ 303 264 1902
jeremy.ballenger@cbre.com

DANIEL CLOSE
First Vice President
+ 720 528 6342
daniel.close@cbre.com

TYLER CARNER
Executive Vice President
+ 720 624 1903
tyler.carner@cbre.com



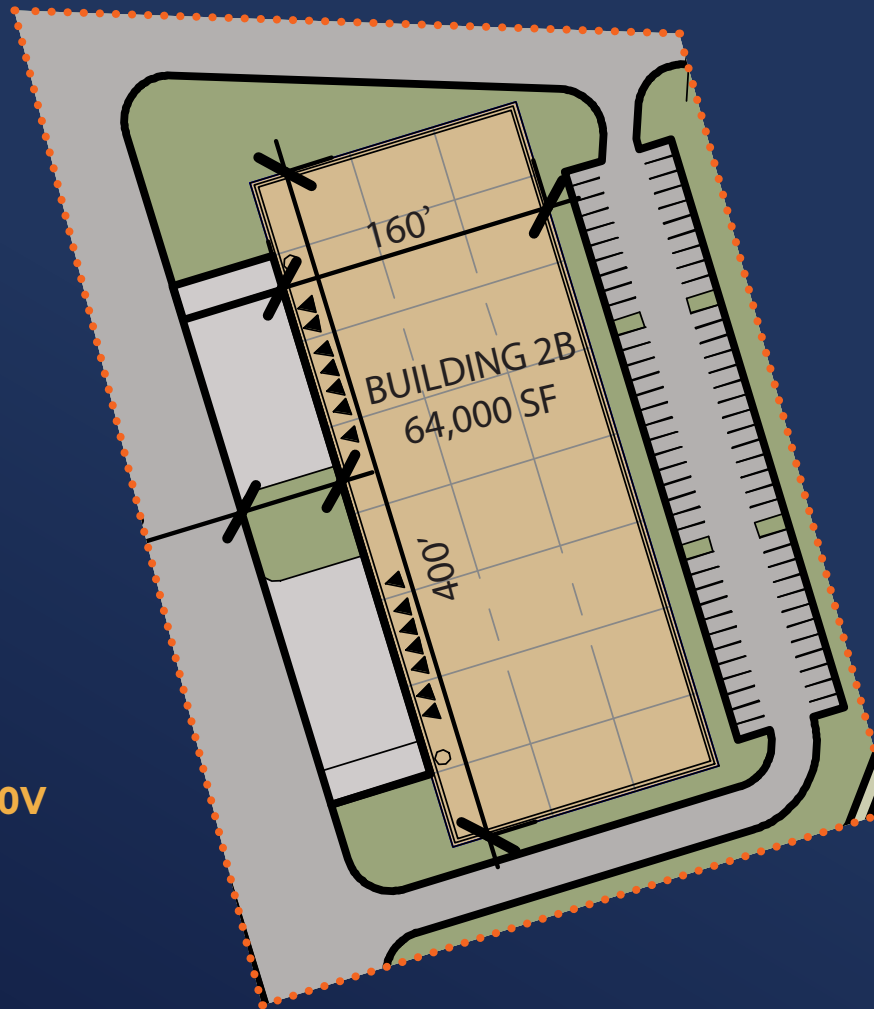


HIGHPOINT

• INDUSTRIAL ELEVATED •

BUILDING 2B SPECS

SIZE:	64,000 SF
AVAILABLE:	64,000 SF
OFFICE:	TO-SUIT
CLEAR HEIGHT:	TBD
COLUMN SPACING:	50' X 52'
LOADING:	14 DOCK-HIGH 2 DRIVE-IN
PARKING:	188 STALLS
POWER:	3,000A, 277/480V
SPRINKLERS:	ESFR



TODD WITTY, SIOR
First Vice President
+ 720 528 6339
todd.witty@cbre.com

JEREMY BALLENGER
Executive Vice President
+ 303 264 1902
jeremy.ballenger@cbre.com

DANIEL CLOSE
First Vice President
+ 720 528 6342
daniel.close@cbre.com

TYLER CARNER
Executive Vice President
+ 720 624 1903
tyler.carner@cbre.com

