

## HBL Islamic Stock Fund (Ticker: HBLISF)

Managed by: HBL Asset Management Limited

**Overview:** Launched in May 2011, HBL Islamic Stock Fund (HBLISF) was established under a Trust Deed executed between HBL Asset Management Limited as the Management Company and Central Depository Company of Pakistan Limited as the Trustee. HBLISF is an open end mutual fund, offering units for public subscription on a continuous basis. The principal activity of the fund is to provide long term capital growth by investing mainly in shari'ah compliant equity securities and short term government securities. M/s KPMG Taseer Hadi & Co. Chartered Accountants are the statutory auditors of the fund for the period

### Category

Open-End Islamic Stocks

### MFP Ranking - 1Yr

30-Jun-16	31-Dec-15
★	★
Weak	Weak

### Mgt. Quality Rating

AM2- By JCRVIS

### Performance Date

June-30-2016

### Risk / Return Analysis (1 yr)

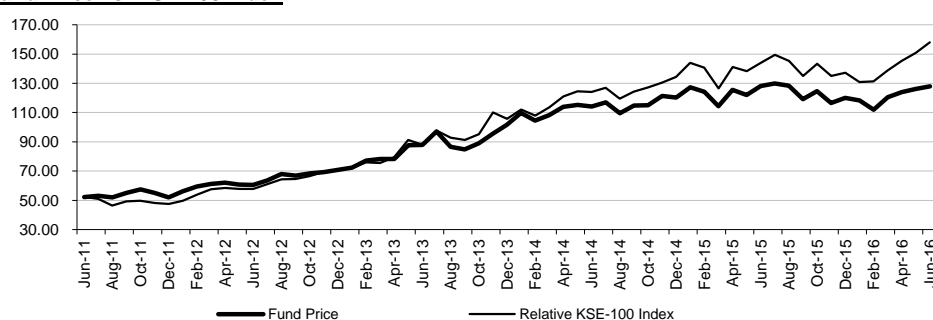
#### Return

Excess Return *	-8.7%
Peer Average	0.1%
Peer Maximum	10.3%
Peer Minimum	-8.7%

#### Risk

Avg. Downside Risk	2.0%
Peer Average	1.7%
Peer Minimum	1.2%
Peer Maximum	2.1%
Peer Funds Count	12

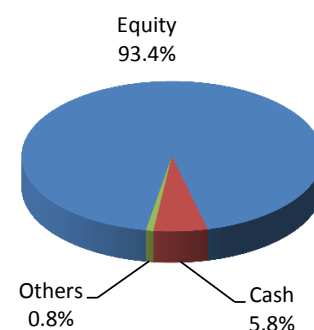
### Fund Price vs. KSE-100 Index



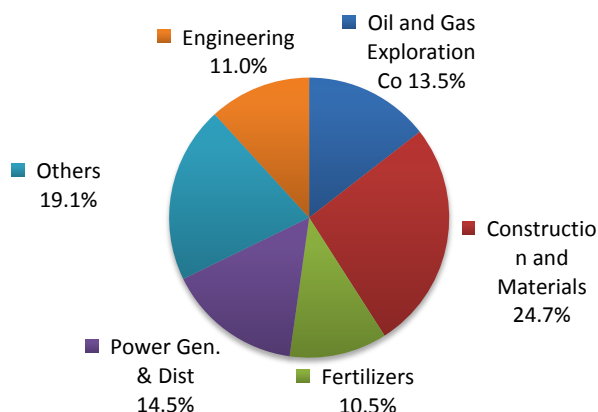
### History

	30-Jun-14	31-Dec-14	30-Jun-15	31-Dec-15	30-Jun-16
<b>MFP Ranking - 5Yr</b>	NA	NA	NA	MFR-2 Star	MFR-1 Star
MFP Ranking - 3Yr	MFR-1 Star	MFR-1 Star	MFR-1 Star	MFR-1 Star	MFR-1 Star
MFP Ranking - 1Yr	MFR-2 Star	MFR-1 Star	MFR-1 Star	MFR-1 Star	MFR-1 Star
NAV (Rs.)	131.91	138.92	128.25	120.12	128.01
<b>Fund Size (Rs. M)</b>	<b>778.7</b>	<b>815.8</b>	<b>783.5</b>	<b>762.2</b>	<b>784.1</b>
Dividend (Rs.)	38.50	-	19.00	-	1.5
Bonus (%)	-	-	-	-	-
<b>Revenues (Rs. M)</b>	<b>213.9</b>	<b>67.0</b>	<b>128.4</b>	<b>57.7</b>	<b>36.4</b>
Dividend Income	19.6	18.9	34.9	19.1	30.7
Realized Cap. Gains	150.9	44.6	97.8	38.6	18.0
Unrealized Cap. Gains	-	-	-	-	(16.5)
Others	43.4	3.4	(4.3)	-	4.2
Expense Ratio (Annldz)	3.8%	4.4%	3.5%	3.2%	3.3%

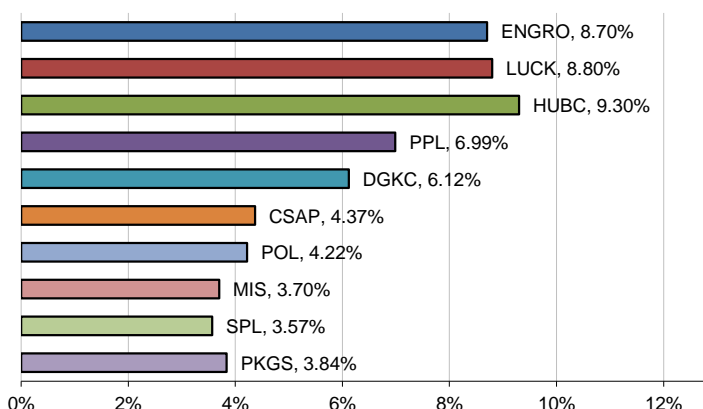
### Asset Class Allocation



### Portfolio Diversification (% Total Assets)



### Top 10 Holdings (% Total Assets)



Ranking Scale: MFR 5-Star (Top 10%), MFR 4-Star (Next 22.5%), MFR 3-Star (Next 35%), MFR 2-Star (Next 22.5%), MFR 1-Star (Last 10%)

\* Calculated as the difference between fund return and risk free rate