

# **PICIC Stock Fund (Ticker: PSF)**

Managed by: PICIC Asset Management Co. Ltd.

**Overview:** PICIC Stock Fund (PSF) was established under a Trust Deed executed between PICIC Asset Management Company Ltd. as Management Company and Central Depository Company of Pakistan Limited (CDC) as Trustee. The fund is an open ended scheme and is listed on the Islamabad Stock Exchange Limited. The investment objective of the fund is to provide investors a diversified equity portfolio with the primary objective of maximizing risk adjusted returns over longer investment horizon through a combination of capital gains and dividend income. M/s A.F. Ferguson & Co. Chartered Accountants are the auditors of the fund for FY14

## **Category**

Open-End Stock (< Rs. 1b)

## **MFP Ranking - 1Yr**

30-Jun-15 31-Dec-15  
★ ★ ★ ★ ★ ★

Average Below Average

## **Mgt. Quality Rating**

AM2- : By JCRVIS

## **Performance Date**

30-Jun-16

## **Risk / Return Analysis (1 Yr)**

### **Return**

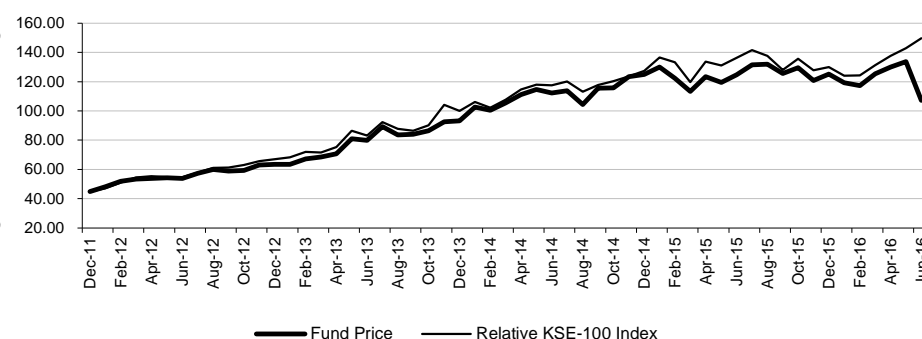
Excess Return\* **-3.5%**  
Peer Average **-3.7%**  
Peer Maximum **3.3%**  
Peer Minimum **-12.8%**

### **Risk**

Avg. Downside Risk **1.8%**  
Peer Average **1.7%**  
Peer Minimum **1.5%**  
Peer Maximum **1.9%**

Peer Funds Count **7**

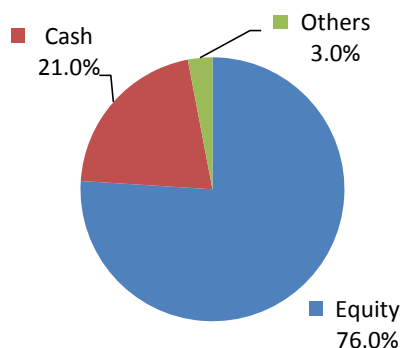
## **Fund Price vs. KSE-100 Index**



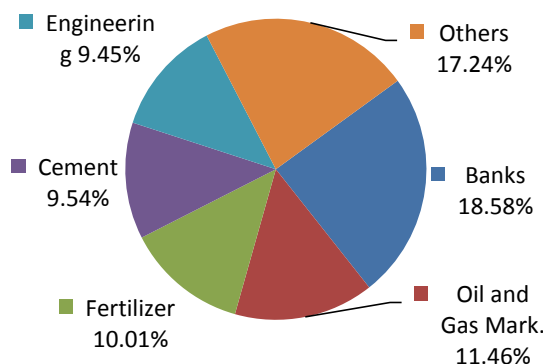
## **History**

	30-Jun-14	31-Dec-14	30-Jun-15	31-Dec-15	30-Jun-16
MFP Ranking - 5 Yrs	NA	NA	NA	NA	NA
MFP Ranking - 3Yrs	NA	MFR-4 Star	MFR-3 Star	MFR-4 Star	MFR-3 Star
MFP Ranking - 1Yr	MFR-4 Star	MFR-3 Star	MFR-2 Star	MFR-2 Star	MFR-3 Star
NAV (Rs.)	112.29	125.05	124.81	12.23	107.23
<b>Fund Size (Rs. M)</b>	<b>381.3</b>	<b>394.2</b>	<b>270.0</b>	<b>343.0</b>	<b>173.0</b>
Dividend (Rs.)	48.00	-	-	-	26.50
Bonus (%)	-	-	-	-	-
<b>Revenues (Rs. M)</b>	<b>153.7</b>	<b>73.1</b>	<b>90.8</b>	<b>5.97</b>	<b>31.0</b>
Dividend Income	14.3	9.3	14.4	8.40	16.6
Realized Cap. Gains	72.4	24.9	58.3	6.7	13.0
Unrealized Cap. Gains	39.4	36.9	14.3	(10.6)	(0.4)
Other Income	27.2	2.1	3.8	1.4	1.9
Expense Ratio (Annld)	6.4%	6.4%	5.7%	5.35%	5.83%

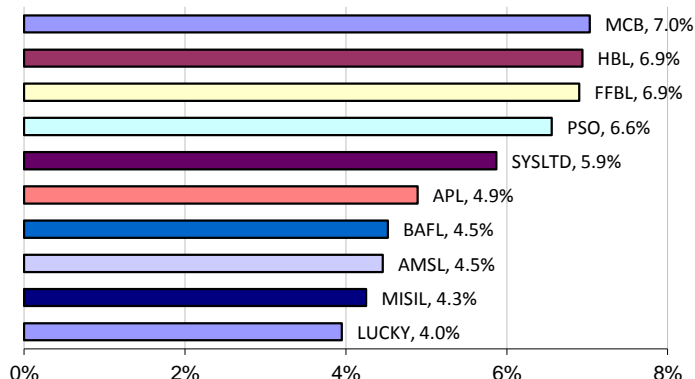
## **Asset Class Allocation**



## **Portfolio Diversification**



## **Top Company Holdings (% NAV)**



Ranking Scale: MFR 5-Star (Top 10%), MFR 4-Star (Next 22.5%), MFR 3-Star (Next 35%), MFR 2-Star (Next 22.5%), MFR 1-Star (Last 10%)

\* Calculated as the difference between fund return and risk free rate