



Common App in Alabama

**First-Year Application Data
2021–2022**

Visit commonapp.org to access all state-level reports

Common App in Alabama

2021–2022

21,799

Applications
submitted

4,850

Unique
applicants

731

Unique colleges and
universities applied to
(out of 982)

Destination of Applications



■ 71% Out-of-State ■ 29% In-State

Percent of applications to all Common
App member colleges and universities by
Alabama applicants

Common App in Alabama

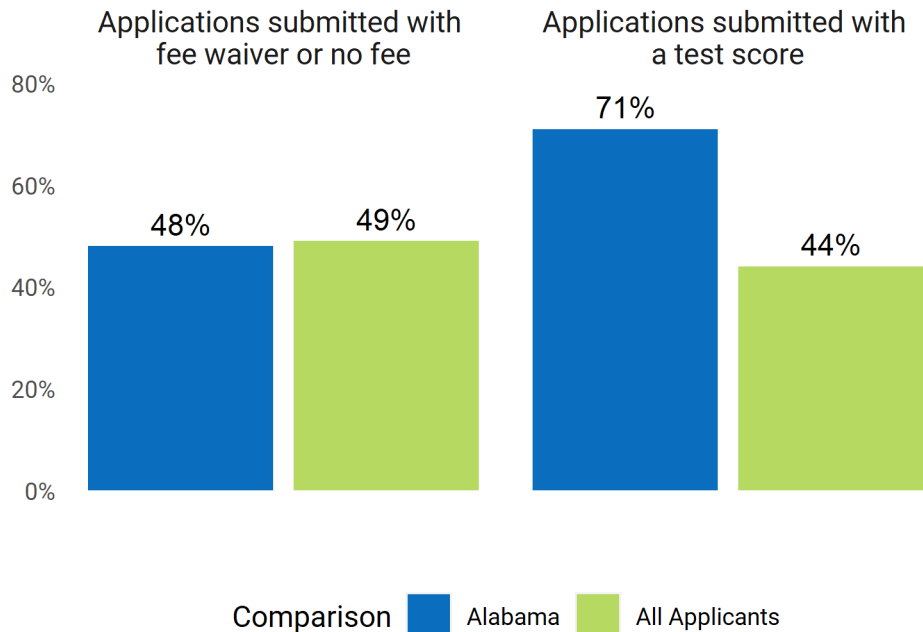
2021–2022

48%

Applications submitted with fee waiver or no fee

71%

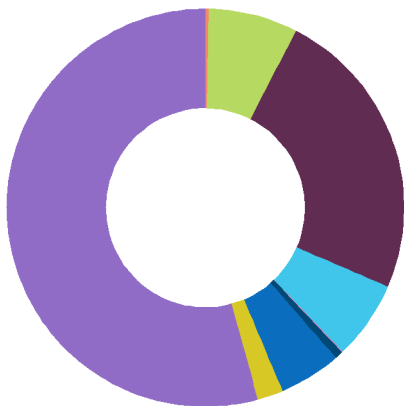
Applications submitted with a test score



Common App in Alabama

2021–2022

Applicants by Race/Ethnicity



Asian 7%
Latinx 6%
Nonresident Alien 1%
Two or More Races 5%
White 54%

Black or African American 24%
Native American 0%
Pacific Islander 0%
Unknown 2%

Applicants by Sex



42% Male
58% Female

Applicants by First-Generation Status



69% Not first-generation
31% First-generation

Common App in Alabama

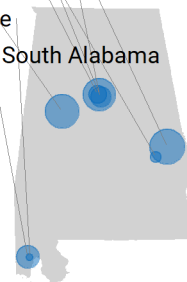
2021–2022

Top receiving institutions nationally from applicants in Alabama (descending)

- Auburn University
- The University of Alabama
- University of Alabama at Birmingham (UAB)
- The University of South Alabama
- Vanderbilt University
- Samford University
- Georgia Institute of Technology
- Birmingham-Southern College
- Louisiana State University A&M-Baton Rouge
- Mississippi State University
- Ole Miss - The University of Mississippi
- Emory University
- Duke University
- Harvard University
- Tulane University

In-State Applications to AL Institutions

Auburn University
University of Alabama at Birmingham (UAB)
Birmingham-Southern College
Samford University
Tuskegee University
The University of Alabama
Spring Hill College
The University of South Alabama



Applications

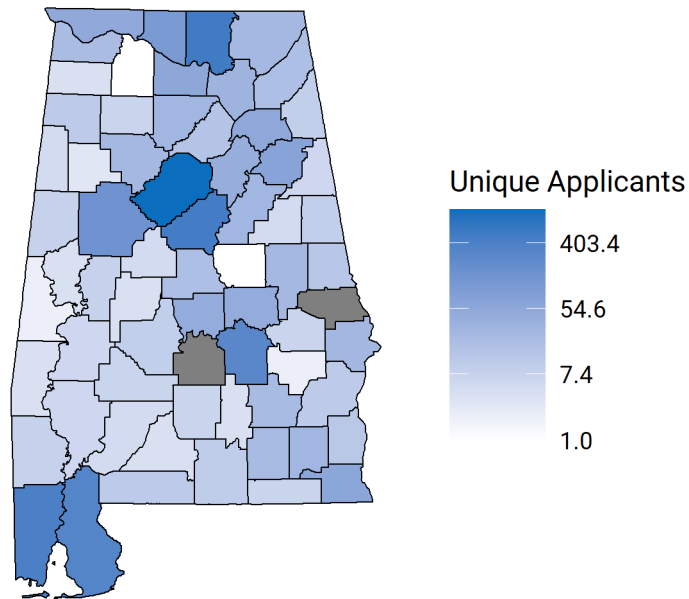
Applications	400	800	1,200	1,600
400	●			
800		●		
1,200			●	
1,600				●

Common App in Alabama

2021–2022

Top applying counties in Alabama (descending)

- Jefferson County
- Madison County
- Shelby County
- Mobile County
- Baldwin County
- Montgomery County
- Lawrence County
- Tuscaloosa County
- Limestone County
- Calhoun County
- Houston County
- Morgan County
- Etowah County
- Lauderdale County
- Autauga County



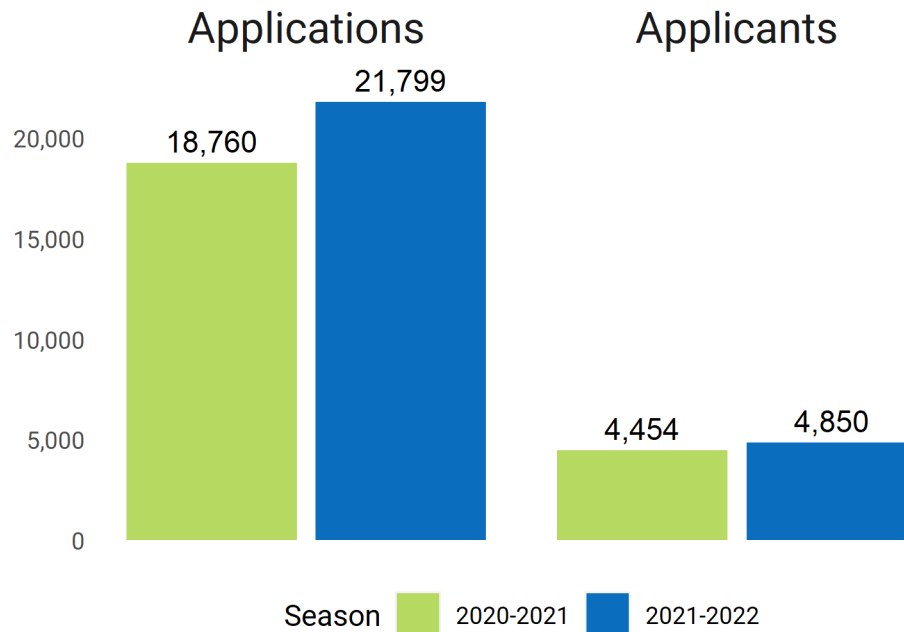
Common App in Alabama

2021–2022

Year-over-year comparisons

+16% State annual
change
in applications

+9% State annual
change
in applicants



Common App in Alabama

2021–2022

Total comparisons, inclusive of all applicants and all countries

+16% State annual
change
in applications

+15% Total annual
change in
applications

+9% State annual
change
in applicants

+8% Total annual
change in
applicants
