



How to Knit a Centered Eyelet



Sl 1 st kwise.
The highlighted stitch is the 2nd one.



K the 2nd stitch, but don't discard it from the LH needle.



Twist the LH needle to the front, and pass the slipped stitch over the stitch that was knitted.




This is what it looks like when the slipped stitch has been passed over the knitted stitch.



Yarn Over.



K2 together: the 2nd half of the second stitch with the 3rd stitch.



Completed Centered Eyelet. Note the bar inside the yarn over (beneath the second stitch).