

## Axis Pin Wall Mount Basin/ Bath Mixer - 220mm spout


AX16225 - EXTERNAL PART ONLY

**WELS:** 6 star

**Litre/min:** 4.5L

**WELS License / Reg No:** 1483 / T34783

**Finishes available:**



Chrome    Brushed Nickel<sup>^</sup> (.SN)    Matte Black (.MB)    Brushed Gun Metal<sup>^</sup> (.GM)    Brushed Brass<sup>^</sup> (.BB)    Rose Gold<sup>^</sup> (.RG)    Brushed Rose Gold<sup>^</sup> (.RG1)    Dark Bronze<sup>^</sup> (.DB)    Brushed Iron<sup>^</sup> (.BI)    White (.W)

<sup>^</sup> PVD finish

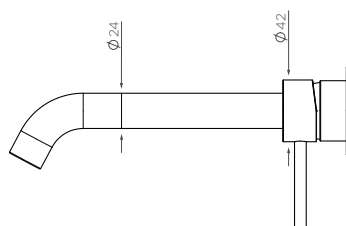
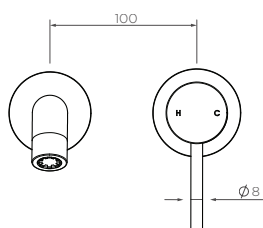
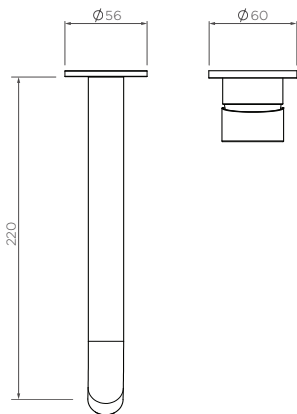


### INFORMATION

Pressure Rating                      Hot and cold water inlet pressures  
150 - 500kPa                      should be equal.

### CARE AND MAINTENANCE

- All surfaces should be frequent cleaned with a mixture of mild, pH neutral soap and warm water with a soft cloth
- Do not use abrasive clothes, scouring pads on surfaces
- Do not use harsh cleaning agents i.e. cream cleaners or citrus based cleaners (*see cleaning leaflet for comprehensive list*)



**WARRANTY**  
15 years

\*Conditions apply.

stream|line

www.streamlineproducts.com.au | Ph: 1300 735 352

Dimensions are in millimeters and are subject to manufacturing variations. Streamline Products reserves the right to vary specifications at any time without notice. Information provided within this specification sheet is correct at the date of printing. Please confirm all particulars with your sales consultant prior to purchase. Version: 1.1 - April 2025