








Mecca Care Shower Mixer

Finish & SKU

 Chrome NR221911xCH	 Brushed Nickel NR221911xBN
 Matte Black NR221911xMB	 Brushed Gold NR221911xBG
 Brushed Bronze NR221911xBZ	 Matte White NR221911xMW
 Gun Metal NR221911xGM	

Specifications

Watermark License

WM-060073

Temperature Rating

Min 1°C-Max 75°C

Pressure Rating

Min 150kpa-Max 500kpa

Warranty



Features

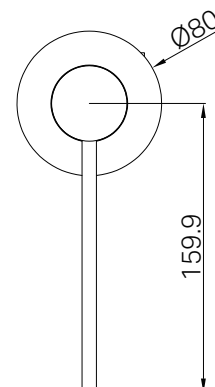
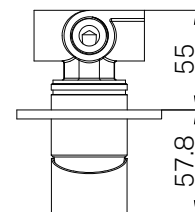
- 35mm ceramic cartridge can be adjusted to control water temperature and flow control setting, saving energy
- Metal wall plate construction for longevity
- Body inlets – ½ BSP female
- Suitable for mains pressure installation
- Wels rating not required
- Replaceable trim kits
- Packed Separately (Body and Trim Kits)
- Extended lever handle for care facilities or those with restricted movement
- Comply to AS1428.1 2009 AMDT 1 design for access and mobility requirements

Maintenance And Care

- Regularly check the mixer and connections for signs of wear or leaks.
- Clean the tap with mild soapy water to maintain its appearance, avoiding harsh chemicals and abrasive materials that may damage the finish.



Lead Free



- Dimensions are nominal measurements only.