






Round Twin Shower

Finish & SKU

 Chrome NR250805dCH	 Brushed Nickel NR250805dBN
 Matte Black NR250805dMB	 Brushed Gold NR250805dBG
 Gun Metal NR250805dGM	

Specifications

Watermark License

WM-060093

Temperature Rating

Min 1°C-Max 75°C

Pressure Rating

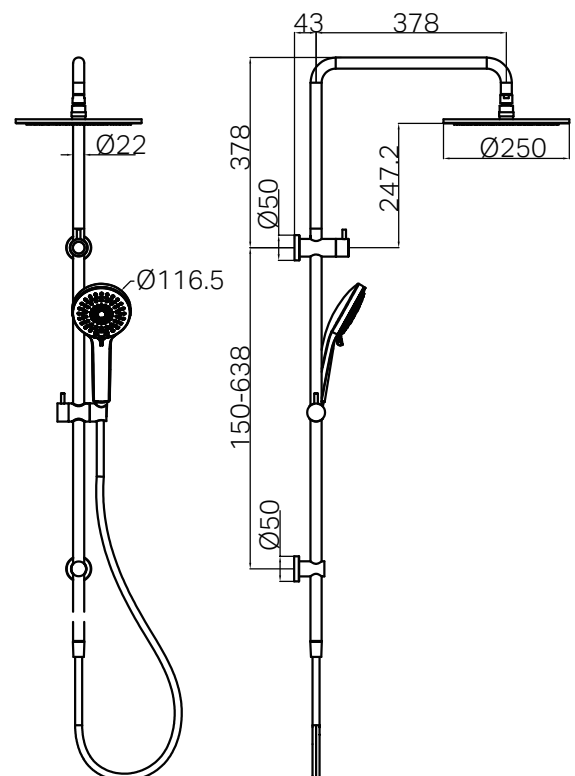
Min 150kpa-Max 500kpa

Warranty



Features

- 250mm durable metal shower head.
- 1.5 meter smooth PVC hose.
- 3 Function hand shower.
- Dual check valve complies with AS/NZS 3500 standards for backflow prevention.
- Adjustable top bracket for easy installation.
- Stylish design to complements a modern aesthetic.
- Available in 6 premium finishes.



Maintenance And Care

- Regularly check the mixer and connections for signs of wear or leaks.
- Clean the tap with mild soapy water to maintain its appearance, avoiding harsh chemicals and abrasive materials that may damage the finish.

- Dimensions are nominal measurements only.