




# GLOSS

## GLOSS SHOWER SHELF

## SPECIFICATIONS



## AVAILABLE IN



GS896  
Chrome



GS896-40  
Brushed Nickel



GS896-31  
Brushed Carbon



GS896 MB  
Matte Black



GS896-12  
Brushed Gold

## INFORMATION

## MAINTENANCE AND CARE:

- All surfaces should be cleaned with mild liquid detergent or soap and water.
- Do not use cream cleaners or citrus based cleaning products, as they are abrasive.
- Use of unsuitable cleaning agents may damage the surface.
- Any damage caused in this way will not be covered by warranty.

Please visit <https://www.phoenixtapware.com.au/warranty> to view the full warranty



While we aim to ensure the specifications shown are correct at time of printing, Phoenix Tapware reserves the right to make modifications without prior notice. Always use the physical product measurements for mark-ups and roughing-in as the line drawing shown may differ from the actual product over time. All measurements are shown in millimetres. Colours may vary from image shown.

Ph: +61 3 9780 4200  
31/03/2026  
[phoenixtapware.com.au](http://phoenixtapware.com.au)