

A

Heat Shrink Terminals

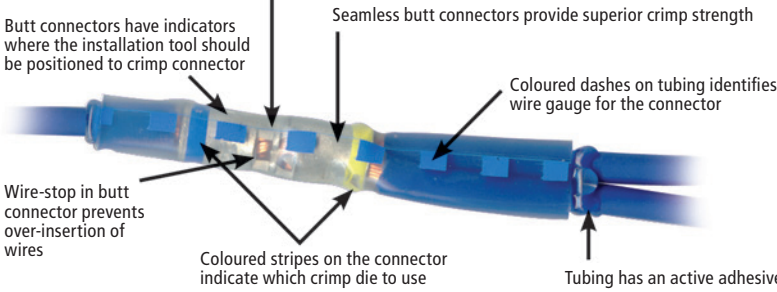
Multi-Wire Butt Connectors (Crimp 'N' Shrink)

The best way to join 2 wires to 1 wire. Provides a seal for a longer lasting connection between multiple wire connections. These connectors can be used in place of tying wires to each other, 3-Way connectors and Tap Splices. See for yourself!




Advantages of using our NEW Multi-Wire Crimp


Window in butt connector and clear tubing allows for visual inspection to ensure all wires are fully inserted




Replaces...




Easy to Install:




1. Strip Wires & Insert



2. Crimp Connector with Inserted Wires



3. Heat



4. Completed Waterproof Splice

24-22GA




761721 25 pk



22-18GA




761722 25 pk c 
761722B 500 pk

16-14GA



761723 25 pk c 

12-10GA



761724 25 pk c 
761724B 500 pk

Multi-Wire Butt Connectors

25 PCS/PK	500 PCS/PK	Wire Gauge	Colour of Tubing	Accepts Wire(s)		Colour Stripe on Connector	Crimp with:
761721		24-22GA	Clear with White dashes	Side 1:	1 x 24-22GA	White	White (24-22GA)
				Side 2:	2 x 24-22GA	Red	Red (22-18GA)
761722	761722B	22-18GA	Clear with Red dashes	Side 1:	1 x 20-18GA	Red	Red (22-18GA)
				Side 2:	2 x 20-18GA	Blue	Blue (16-14GA)
761723		16-14GA	Clear with Blue dashes	Side 1:	1 x 16-14GA	Blue	Blue (16-14GA)
				Side 2:	2 x 16-14GA	Yellow	Yellow (12-10GA)
761724	761724B	12-10GA	Clear with Yellow dashes	Side 1:	1 x 12-10GA	Yellow	Yellow (12-10GA)
				Side 2:	2 x 12-10GA	Red	Red (8GA)

Crimp Tools for Heat Shrink Terminals can be found on page 19. Heating tools are on pages 146-147