


# Trailer Cable

## Freeze-Flex ABS Trailer Cable (PVC)

Techspan's ABS trailer cable is designed specifically for the ABS brake system's power requirements on single or multiple trailer configurations. This trailer cable meets and exceeds SAE J2394 (type S or F) cable requirements. Green PVC outer jacket is abrasion and oil resistant. Cable remains flexible at -65°C (-85°F) and withstands temperatures of up to 80°C (176°F). For applications up to 60 Volts.



Freeze-Flex ABS Trailer Cable

**B**

### 30' (9.14m) Spools

Conductors/Gauge	O.D.	Stranding	Yellow	Red	Green	Brown	Black	White	Blue	Part#
4/12, 2/10, 1/8	.639"	59 x .010" (12GA) 94 x .010" (10GA) 149 x .010" (8GA)	✓ (12GA)	✓ (10GA)	✓ (12GA)	✓ (12GA)	✓ (12GA)	✓ (8GA)	✓ (10GA)	669493

### 50' (15.2m) Spools

Conductors/Gauge	O.D.	Stranding	Yellow	Red	Green	Brown	Black	White	Blue	Part#
4/12, 2/10, 1/8	.639"	59 x .010" (12GA) 94 x .010" (10GA) 149 x .010" (8GA)	✓ (12GA)	✓ (10GA)	✓ (12GA)	✓ (12GA)	✓ (12GA)	✓ (8GA)	✓ (10GA)	769494

### 100' (30.5m) Spools

Conductors/Gauge	O.D.	Stranding	Yellow	Red	Green	Brown	Black	White	Blue	Part#
4/12, 2/10, 1/8	.639"	59 x .010" (12GA) 94 x .010" (10GA) 149 x .010" (8GA)	✓ (12GA)	✓ (10GA)	✓ (12GA)	✓ (12GA)	✓ (12GA)	✓ (8GA)	✓ (10GA)	769493


### 500' (152m) Spools

Conductors/Gauge	O.D.	Stranding	Yellow	Red	Green	Brown	Black	White	Blue	Part#
4/12, 2/10, 1/8	.639"	59 x .010" (12GA) 94 x .010" (10GA) 149 x .010" (8GA)	✓ (12GA)	✓ (10GA)	✓ (12GA)	✓ (12GA)	✓ (12GA)	✓ (8GA)	✓ (10GA)	769492

## Recommended Configurations/Wire Gauge for Trailer Connections

### Recommended Configurations for 4-Pole Trailer Connections

Code	Colour	Description/Circuit
W	White	Ground Return
G	Green	Right Turn & Brake Lights
Y/R	Yellow/Red	Left Turn & Brake Lights
B	Brown	Tail Lights



4-Pole Trailer Connectors can be found on page 209

### Recommended Configurations for 6-Pole Trailer Connections


#	Code	Colour	Description/Circuit
1	GD	White	Ground Return
2	TM	Brown	Tail Lights
3	LT	Yellow	Left Turn Signal
4	S	Red	Stop and/or Electric Brake
5	RT	Green	Right Turn Signal
6	A	Black or Blue	Auxiliary Circuit (Centre)



6-Pole Trailer Connectors can be found on page 208

### Recommended Configurations/Wire Gauge for 7-Pole Trailer Connections

#	Colour	Wire GA	FMVSS 121 Anti-Lock Gauge	Description/Circuit
1	White	10	8	Ground Return
2	Black	12	12	Clearance, Side Marker & ID Lamps
3	Yellow	12	12	Left Turn & Hazard Signal
4	Red	12	10	Stop Lamps & Anti-Lock Devices
5	Green	12	12	Right Turn Signal & Hazard Signal
6	Brown	12	12	Tail, Rear Clearance Marker & Licence Plate Light
7	Blue	12	12	Auxiliary Circuit/ABS Power



7-Pole Trailer Connectors can be found on pages 206-207