

LA CROSSE®  
TECHNOLOGY

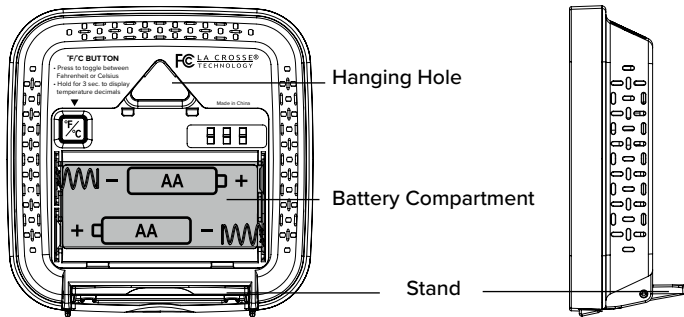
# Indoor Thermometer with Humidity



Model: 302-1407


## Power Up

1. Remove Battery Cover from back of Thermometer.
2. Insert 2 fresh AA alkaline batteries into the thermometer according to polarity (+/-). Batteries not included.
3. Pull out the Stand from the bottom to place the thermometer on a tabletop. Or use the integrated Hanging Hole to wall mount.




## Adjustments

- Press and release the **°F/°C** button to select Fahrenheit or Celsius temperature display.
- Hold the **°F/°C** button to select decimals or no decimals to display.



## Low Battery Indicator

When the Low Battery Indicator  appears, install fresh batteries into your thermometer.

## Specifications

**Temperature Range:** 14°F to 122°F (-10°C to 50°C)

**Humidity Range:** 10% RH to 99% RH

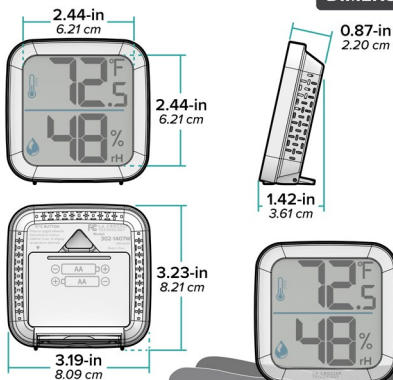
**Temperature /Humidity Digit Height:** 1.1-in., (2.79 cm)

**Power:** 2-AA, IEC, LR6 batteries (not included)

**Battery Life:** 4+ Years

**Dimensions:** 3.19 in. L x 1.42 in. W x 3.23 in. H,  
(8.09 cm L x 3.61 cm W x 8.21 cm H)

### DIMENSIONS



## Stay in Touch!

Ask questions, watch set up videos, and provide feedback on our social media outlets.

Follow La Crosse Technology on YouTube, Facebook, and Instagram.



# We're Here to Help

If you require additional assistance, get in touch with our friendly customer support team based in La Crosse, WI.

**Self Help:** [bit.ly/302-1407\\_manual](http://bit.ly/302-1407_manual)

**Online:** [bit.ly/contact\\_techsupport](http://bit.ly/contact_techsupport)

**Phone:** 1.608.782.1610

Our knowledgeable customer support team is available:  
Mon-Fri 8am-6pm CST

SCAN HERE  
for information



**⚠️ WARNING:** This product can expose you to chemicals including acrylonitrile, 1, 3-butadiene, and styrene, which are known to the State of California to cause cancer and birth defects or other reproductive harm.

For more information go to: [www.P65Warnings.ca.gov](http://www.P65Warnings.ca.gov)

## WARRANTY INFO

La Crosse Technology Ltd. provides a 1-year limited-time warranty on this product relating to manufacturing defects in materials & workmanship. Per the Song-Beverly Act, in the state of California, the warranty on this item becomes effective on the date of delivery.

La Crosse Technology, Ltd, 2830 S. 26th St., La Crosse, WI 54601

**For Full Warranty Details, Visit:** [www.lacrossetechnology.com/pages/warranty](http://www.lacrossetechnology.com/pages/warranty)

**Patents:** [www.lacrossetechnology.com/pages/patents](http://www.lacrossetechnology.com/pages/patents)

## CARE + MAINTENANCE

### Battery replacement instruction:

When batteries of different brand or type are used together, or new and old batteries are used together, some batteries may be over-discharged due to a difference of voltage or capacity.

This can result in venting, leakage, and rupture and may cause personal injury.

- Do Not Mix Old and New Batteries.
- Do Not Mix Alkaline, Standard, or Rechargeable Batteries.
- Always purchase the correct size and grade of battery suitable for the intended use.
- Clean the battery contacts and those of the device prior to battery installation.
- Ensure the batteries are installed correctly with regard to polarity (+ and -).
- Remove batteries from product during periods of non-use. Battery leakage can cause corrosion and damage to this product.
- Remove used batteries promptly.
- For recycling and disposal of batteries, and to protect the environment please check the internet or your local phone directory for local recycling centers and / or follow local government regulations.

## FCC Statement

This equipment has been tested and found to comply with the limits for a Class B digital device, pursuant to part 15 of the FCC Rules. These limits are designed to provide reasonable protection against harmful interference in a residential installation. This equipment generates, uses and can radiate radio frequency energy and, if not installed and used in accordance with the instructions, may cause harmful interference to radio communications. However, there is no guarantee that interference will not occur in a particular installation. If this equipment does cause harmful interference to radio or television reception, which can be determined by turning the equipment off and on, the user is encouraged to try to correct the interference by one or more of the following measures:

- Reorient or relocate the receiving antenna.
- Increase the separation between the equipment and receiver.
- Connect the equipment into an outlet on a circuit different from that to which the receiver is connected.
- Consult the dealer or an experienced radio/TV technician for help.

This device complies with Part 15 of the FCC Rules. Operation is subject to the following two conditions:

- (1) This device may not cause harmful interference, and
- (2) This device must accept any interference received, including interference that may cause undesired operation.

### Caution!

Any changes or modifications not expressly approved by the party responsible for compliance could void the user's authority to operate the equipment.

**All rights reserved.** This manual may not be reproduced in any form, even in part, or duplicated or processed using electronic, mechanical or chemical process without the written permission of the publisher. This booklet may contain errors or misprints. The information it contains is regularly checked and corrections are included in subsequent editions. We disclaim any responsibility for any technical error or printing error, or their consequences. All trademarks and patents are recognized. The manufacturer is not responsible for any radio or TV interference caused by unauthorized changes or modifications to this equipment. Such changes or modifications could void the user authority to operate the equipment.

LA CROSSE®  
TECHNOLOGY