



WHEREVER THE JOB TAKES YOU,  
**COUNT ON JAMESON™**



TREE CARE TOOLS | OVERHEAD CABLE TOOLS | TOOL STORAGE & ORGANIZATION | CABLE REEL HANDLING  
FIBER INSTALLATION | DUCT RODDERS | DUCT HUNTER | TRACEABLE RODDERS & LOCATING  
FISH TAPES/FISH RODS | WIRING/SPLICING | INSULATED HAND TOOLS | LIGHTING

since  
1956



## TREE CARE TOOLS

Fiberglass Poles - Standard Ferrule | Pole Pruners | Saw Blade | Pole Saw Heads | Fiberglass Poles - CompositLock™ Ferrule  
Tree Trimming/Line Clearance Kits | Tree care Accessories | Line Throwing Supplies | Vine Pullers | Hand Saws

4 - 41

## OVERHEAD CABLE TOOLS

Corner Block/Brackets | Stringing Blocks | Measuring Poles | Aerial Sheaves

42 - 45

## TOOL STORAGE & ORGANIZATION

Boom Mount Tool Holders | Canvas Tool Bags | Bucket Mount Tool Holders

46 - 50

## CABLE REEL HANDLING

J-Lift™ | Reel Buck

51 - 52

## FIBER INSTALLATION

Fiber Driver | Fiber Winder | Spool Mule

53/87

## DUCT RODDERS

Easy Buddy® - 1/4 in. Duct Rodders | Good Buddy® - 3/8 in. Duct Rodders | Big Buddy® & Mega Buddy® - 1/2 in. Duct Rodders

54 - 59

## TRACEABLE RODDERS & LOCATING

Duct Hunter™ Traceable Rodders | Live Tracer™ for Gas Mains | Live Traver™ Rodders for Gas & Water Service Lines  
Directional Entry Tools | Electrofusion Insertion Tapping Tees | Soil Probes

60 - 79

## FISH TAPES & FISH RODS

Fiberglass Fish Tapes | Fish Tape Accessories | Glow Fish Rods | Fish Rod Accessories | Coated Fish Rods

80 - 93

## WIRING/SPLICING TOOLS

Scissors & Shears | Knives | Tool Pouches | Installers Kit | Fiber Optic Stripper | Blade Sharpener  
Can Wrench | Cable Cutting & Bending

94 - 103

## INSULATED HAND TOOLS

Tool Kits | Accessories | Pliers | Cable Cutters | Wire Strippers | Wrenches | Sockets & Drivers | Nut Drivers  
Screwdrivers | Hex Keys | Knives & Saws

104 - 119

## LIGHTING

Work/Task Light | Equipment Lights | Hazardous Location Lights | Wide Area/High Bay | Equipment & Vehicle Lights  
Expeditionary Lights | Shelter Lights | PAXLight® Medical Light

120 - 149

### Notice

The information in this catalog is effective January 2024 and supersedes all previous catalogs. Since product improvement is a continual process at Jameson, specifications are subject to change without notice.





## LEADER IN FIBERGLASS POLES

**THE ORIGINAL AND  
STILL THE BEST**

### THE ORIGINAL FIBERGLASS POLE INTRODUCED IN 1956

Jameson introduced the first fiberglass lay-up sticks in 1956 to meet the needs of telecommunication linemen.

The strength and durability of fiberglass proved indispensable when lifting leak detection equipment overhead and soon replaced wooden poles as the industry standard.

Today, Jameson poles are available in a variety of configurations with tools and accessories to serve telecommunication linemen, professional arborists and landscapers.

By consistently providing the highest quality fiberglass poles, Jameson remains the professional's choice for line clearance and tree care.



since  
1956



# TREE CARE TOOLS - ALUMINUM FERRULES



All Jameson poles are manufactured with a non-fiberglass surface veil to prevent fiber blooming



## Universal Aluminum Ferrules & Adapters For Ultimate Versatility

Aircraft grade aluminum ferrules with exterior leaf spring locking button provide a secure connection when attaching multiple poles or tool heads

## How To Choose The Right Pole For Your Job

**1** Select pole model based on application (table below)

**2** Select configuration based on application (next page)




Poles Models					
	JE SERIES	FG SERIES	BL SERIES	LS SERIES	DOUBLE LOCK™ TELESCOPING
Typical Application	Line Clearance & Aerial Construction	Professional Tree Care & Aerial Construction	Professional Tree Care The Ergonomic Choice for Prolonged Use	Landscapers & Homeowners	Landscapers & Homeowners
Key Features	Foam Core Protects Against Moisture And Debris	Highest Strength. Industry Standard For Over 50 Years. Most Versatile.	Highly Durable Enamel Coating Lightest Weight	Light Duty Landscaping	Telescopes To Save Space
Dielectric Testing	Individually Tested To 100 kV Per Foot For 5 Minutes	Batch Tested To 100 kV Per Foot For 5 Minutes	Batch Tested To 100 kV Per Foot For 5 Minutes	Not Tested	Not Tested
Wall Thickness	0.110"	0.125"	0.075"	0.100"	Standard
Color	High Visibility Safety Yellow	Jameson Yellow	High Gloss Blue	Green	Yellow

## PUTTING IT TOGETHER Customize Poles & Accessories

- 1 Choose your tool head (pruner, pole saw or accessory)
- 2 Attach tool head to pole's female ferrule with adapter
- 3 For additional length, attach extension pole(s)

*For highest performance and safety, Jameson recommends using a Base Pole when using one pole or starting with a Base Pole when working with multiple poles.*

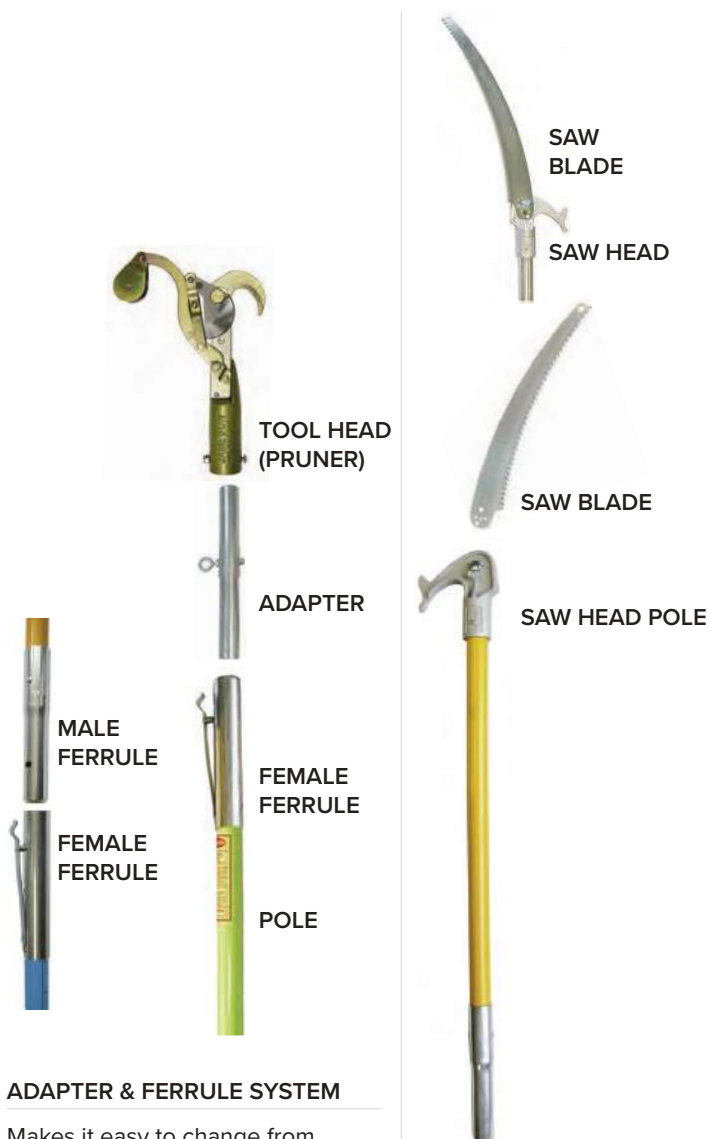


### POLE CONFIGURATIONS

Base Pole - Jameson recommends starting with Base Pole

Extension Pole provides additional length, extending workable height.

Saw Head Pole is for use with Saw Blade.



### ADAPTER & FERRULE SYSTEM

Makes it easy to change from pruner head to pole saw head or pole lengths of 4' to 12'. An exterior leaf spring locking button on ferrule offers a strong connection, whether attaching poles or tool heads.

This versatility saves time and money in the field.

### SAW HEAD POLE SET UP

Use saw blade with Saw Head Pole or use Pole Saw Head (page 11) with Extension Pole.

Jameson recommends using Saw Head Poles with Base Poles

## JE FOAM CORE POLES

### Preferred For Aerial Construction & Line Clearance

Jameson's original foam core pole is the highest quality fiberglass pole available.

- Foam core prevents debris and moisture build up inside pole and adds extra hoop strength and rigidity
- Polymer protective surface veil prevents fiber blooming at surface due to abrasion or ultra-violet light
- High visibility safety yellow color
- Meets requirements of OSHA Subpart R 1910.269(j)(1)(i):

**Individually tested to 100KV per foot for five minutes**

*Not A "Hot Stick" - Not For Use On Energized Lines*

Pole Length	1'	4'	6'	8'	10'	12'
Base	JE-1F	JE-4F	JE-6F	JE-8F	JE-10F	JE-12F
Extension	N/A	JE-4	JE-6	JE-8	JE-10	JE-12
Saw Head	N/A	JE-4SFP	JE-6SFP	JE-8SFP	JE-10SFP	JE-12SFP
Pole Kit	N/A	JE-6/3	One 3' Extension Pole & Three 6' Extension Poles			
Pole Kit	N/A	JE-6/4	Four 6' Extension Poles			



.110" WALL THICKNESS

1.25" POLE DIAMETER

2.6 lbs.  
(Based On 6' Extension Pole)

## FG HOLLOW CORE POLES

### Preferred For Tree Trimming and Aerial Construction

Jameson's strongest and most popular pole is lighter than the JE series, offering greater control and exceptional bending strength.

- Polymer protective surface veil prevents fiber blooming at surface due to abrasion or ultra-violet light

**Batch tested to 100KV per foot for five minutes.**

*Not A "Hot Stick" - Not For Use On Energized Lines*

Pole Length	1'	4'	6'	8'	10'	12'
Base	FG-1F	FG-4F	FG-6F	FG-8F	FG-10F	FG-12F
Extension	N/A	FG-4	FG-6	FG-8	FG-10	FG-12
Saw Head	N/A	FG-4SFP	FG-6SFP	FG-8SFP	FG-10SFP	FG-12SFP
Pole Kit	N/A	FG-6/3F	One 3' Extension Pole, One 6' Base Pole, Two 6' Extension Poles			



.125" WALL THICKNESS

1.25" POLE DIAMETER

2.4 lbs.  
(Based On 6' Extension Pole)



## BL HOLLOW CORE POLES

### The Lightweight Option For Tree Trimming

Jameson's highest strength-to-weight ratio pole is lightweight and easy to control, making it ideal for tree trimming.

- Lighter weight results in less fatigue during extended work periods and easier handling
- Durable, high gloss enamel coating for long life, easy cleaning and fiber bloom prevention

**Batch tested to 100KV per foot for five minutes**

*Not A "Hot Stick" - Not For Use On Energized Lines*

Pole Length	4'	6'	8'	10'	12'
Base	BL-4F	BL-6F	BL-8F	BL-10F	BL-12F
Extension	BL-4	BL-6	BL-8	BL-10	BL-12
Saw Head	BL-4SFP	BL-6SFP	BL-8SFP	BL-10SFP	BL-12SFP



.075" WALL THICKNESS

1.25" POLE DIAMETER

1.6 lbs.  
(Based On 6' Extension Pole)

## LS HOLLOW CORE POLES

### The Choice for Landscapers

Economical pole for landscapers and homeowners.

- Lightweight, versatile.
- Polymer protective surface veil prevents fiber blooming at surface due to abrasion or ultra-violet light

*Not A "Hot Stick" - Not For Use On Energized Lines*

Pole Length	4'	6'	8'	10'	12'
Base	LS-4F	LS-6F	LS-8F	LS-10F	LS-12F
Extension	LS-4	LS-6	LS-8	LS-10	LS-12
Saw Head	LS-4SFP	LS-6SFP	LS-8SFP	LS-10SFP	LS-12SFP



.100" WALL THICKNESS

1.25" POLE DIAMETER

1.9 lbs.  
(Based On 6' Extension Pole)

## DOUBLE LOCK™ TELESCOPING POLES

### Saves Space - Adjustable Height

Telescoping Poles are constructed from lightweight fiberglass and offer a space-saving design. The Double Lock system keeps the telescoping pole from collapsing and gives you a secure connection, no matter what the length.

- Double locks (internal lock and external cap) ensure poles will not collapse. Count on a secure connection at any length for maximum versatility and safety.
- Preferred choice for arborist, home owners and landscapers.
- Lightweight, durable fiberglass will not crimp under high stress like aluminum poles.
- Compact for easier climbing and storage.

*Not A "Hot Stick" - Not For Use On Energized Lines*

*For safety, Jameson does not recommend attaching additional poles or Tru Shot to Telescoping Poles.*

## DOUBLE LOCK™ TELESCOPING POLE

Internal and external locks ensure safe, secure pole position



### TELESCOPING POLE

Blank End

Part Number	Description
TP-6	4 - 6' Length
TP-12	6 - 12' Length
TP-14	7 - 14' Length



### TELESCOPING POLE

With Female Ferrule

Part Number	Description
TP-6F	4' - 6' Length
TP-8F	4' - 8' Length
TP-12F	6 - 12' Length
TP-14F	7 - 14' Length

Ferrule allows the use of Pruner or Pole Saw with the same pole



## 13" BARRACUDA TRI-CUT SAW BLADE



### TELESCOPING POLE

With Permanent Mount Pruner

Part Number	Description
TP-12-14	6 - 12' Length
TP-14-14	7 - 14' Length
Fixed Mount JA-14S Pruner & Rope	



### TELESCOPING POLE

With Permanent Mount Pole Saw

Part Number	Description
TP-12-S	6 - 12' Length
TP-14-S	7 - 14' Length
Fixed Mount Pole Saw with SB-13TE 13" Tri-Cut Saw Blade	



### TELESCOPING POLE KIT

With Pruner and Pole Saw

Part Number	Description
TP-12PKG	6-12' Length Double Lock™ Telescoping Pole Kit
Kit Includes JA-14 Pruner, Adapter, Rope, PS-3FP Pole Saw Head, and 13" Tri-Cut Blade	

## JA SIDE-CUT PRUNERS

### For Professional Arborists

This fixed pulley pruner was manufactured with forged steel components for strength, designed for the professional arborist. These heavy duty pruners have a 1-1/4 in. cut capacity with side cut action. The pulley feature reduces the pulling force needed to make the cut. The pruner also features an enhanced spring for smoother cutting action and a raised hook edge to reduce blade drag. Features a removable upper spring pin and blade bolt for easy blade replacement and sharpening.

- Forged steel components for added strength
- Enhanced spring for smoother cutting action
- Raised hook edge reduces blade drag



**FIXED PULLEY PRUNER**

Part Number	Description
JA-14	Fixed Pulley Pruner, 1.25" cutting capacity



**SWIVEL PULLEY PRUNER**

Part Number	Description
JA-14S	Swivel Pulley Pruner, Swivel versatility in pull direction and more leverage with less pressure on pulley arm. 1.25" cutting capacity



**DOUBLE PULLEY PRUNER**

Part Number	Description
JA-14DP	Double Pulley Pruner provides additional leverage and significant reduction in required pulling force. 1.25" cutting capacity. Adapter included.



Part Number	Description
PH-14-PKG	JA-14 Pruner, Adapter & Rope



Part Number	Description
P-14-A	JA-14 Pruner & Adapter



Part Number	Description
PH-14S-PKG	JA-14S Pruner, Adapter & Rope



# TREE CARE TOOLS - ALUMINUM FERRULES



Part Number	Description
P-14-AS	JA-14S Pruner & Adapter



Part Number	Description
JA-14DP-PKG	JA-14DP Pruner, Adapter & Rope



Part Number	Description
PHA-14	Adapts JA-14, JA-14S or JA-34 Pruner To Pole



Part Number	Description
PR-20	Pruner Rope with Handle 5/16" X 20'



Jameson Part Number	Description
PR-20-BR-B	20' Poly Bumpy Rope w/wood handle, BL
BR-500-B	5/16" - 500' Poly Bumpy Rope, BL



Jameson Part Number	Description
PR-20-BR-RWB	20' Poly Bumpy Rope w/wood handle, w/ Premium Bumpy Rope, Red White Blue
BR-500-RWB	500' Poly Bumpy Rope w/ Premium Bumpy Rope, Red White Blue



Part Number	Description
32-18	Leather Guard for JA Pruners



Part Number	Description
PRI-7.5	7.5" Insulator
PRI-12	12" Insulator
Pruner Rope Insulator attaches to rope to break electrical current if rope contacts energized lines above insulator. Fiberglass tested to 100KV per foot for 5 minutes.	

## JA-34 BIG MOUTH SIDE-CUT PRUNERS For Professional Arborists

The Jameson Big Mouth Pruner has a 1.75" cutting capacity for larger limbs.

Like JA-14 Pruners, the Big Mouth Pruners feature a removable upper spring pin and blade bolt for easy blade replacement and sharpening.



Part Number	Description
JA-34	Fixed Pulley Big Mouth Pruner
1.75" cutting capacity pruner	



Part Number	Description
JA-34DP	Double Pulley Big Mouth Pruner
Big Mouth Pruner with double pulley for additional leverage and significant reduction in required pulling force. 1.75" cutting capacity. Adapter included.	



Part Number	Description
P-34-A	JA-34 Pruner & Adapter



Part Number	Description
PH-34-PKG	JA-34 Pruner, Adapter & Rope
PH-14-PKG-BR-RWB	JA-14 Fixed Pulley Pruner Kit with Premium Bumpy Rope, Red White Blue



Part Number	Description
JA-34DP-PKG	JA-34DP Pruner, Adapter & Rope
JA-34DP-PKG-BR-RWB	JA-34 Big Mouth Double Pulley Pruner Kit with Premium Bumpy Rope, Red White Blue



PH CENTER-CUT PRUNERS

The Standard with Telecommunication Companies

Jameson PH pruners have been the standard with telecommunication companies for 20+ years to trim foliage around aerial lines or drops. The steel pruners feature a chain pulley and center cut blade.



Part Number	Description
PH-11	Pruner with 1" Center Cut
"Bell B Pruner". Uses SB-1T or SB-2 Saw Blade	



Part Number	Description
P-11-A	PH-11 Pruner with Adapter
PH-11 Pruner with adapter to snap into pole's ferrule	



Part Number	Description
PH-11-PKG	Pruner Kit
PH-11 Pruner, Adapter, SB-1T Saw Blade, Rope, Canvas Scabbard	



Part Number	Description
PHA-11	Adapter
Adapts PH-11 Pruner to Pole's Ferrule	




## SAW BLADES

### For Pole Saws & Handsaws

Jameson's line of conventional 16" saw blades have long been an industry standard with telecommunication companies for line clearance.

Expanding our product line to meet the demands of professional arborists, Jameson introduced Barracuda™ Tri-Cut Saw Blades.

Hard-chrome plated with impulse hardened teeth, tri-cut blades provide a quicker, cleaner cut with less wear on the blade than traditional blades.



Part Number	Description
SB-13TE	13" Barracuda™ Tri-Cut Saw Blade



Part Number	Description
SB-16TE	16" Tri-Cut Saw Blade



Part Number	Description
SB-13TE-GUL	13" Barracuda™ Gullet Tri-Cut Blade
Gullets allow chips & debris to exit cut.	



Part Number	Description
SB-16TE-GUL	16" Barracuda™ Gullet Tri-Cut Blade
Gullets allow chips & debris to exit cut.	



Part Number	Description
SB-13TE-H	13" Barracuda™ Tri-Cut Saw Blade with Hook
Hook prevents slipping off or pulling out of cut; pulls small branches or vines.	



Part Number	Description
SB-16TE-W	16" Barracuda™ Tri-Cut Mammoth Blade
Wider, thicker blade is more rigid than typical 16" blades. Does not fit hand saw.	

# TREE CARE TOOLS - ALUMINUM FERRULES



Part Number	Description
SB-16TE-DH**	16" Barracuda™ Tri-Cut Double Hook Blade
Sharpened upper hook prevents pulling out of cut and quickly removes suckers or vines. Sharpened lower hook scores bark below cut to prevent ripping damage to branch collar. Fits Jameson Pole Saw Heads. Does not fit hand saw handle.	



Part Number	Description
SB-1C	16" Single Edge Chrome Blade
Fits PS-3 Pole Saw Head & PH-11 Pruner	



Part Number	Description
SB-1T	13" Single Edge Teflon Coated Blade
Fits PH-11 Pruner	



Part Number	Description
SB-2	16" Single Edge Teflon Coated Blade
Fits PS-3 Pole Saw Head & PH-11 Pruner	



Part Number	Description
SB-5U	SB-2 Blade with SB-UC Universal Adapter
Fits UA-1 Adapter to snap into pole ferrule	



Part Number	Description
SB-UC	Saw Blade Universal Adapter
Attaches Saw Blade To UA-1 Adapter	



Part Number	Description
UA-1	Universal Tool Adapter
Snaps into pole's ferrule to attach saw blade directly to pole	



TRI-CUT SAW BLADE WITH SB-UC & UA-1 ADAPTERS

\*\*Items Are Provided In Clamshell-Ready Packaging

## POLE SAWS

### Corrosion Resistant, Lightweight Aluminum

The Pole Saw Head snaps into Jameson pole ferrules and fits Jameson saw blades.

- Low profile design maneuvers easily in dense foliage.
- Convenient hook pulls loose limbs and branches free.

***Not For Use On Or Near Live Wires***



Part Number	Description
PS-3	Pole Saw Head
Offset Blade Mount; Carriage Bolt Saw Head snaps into pole. Fits SB-2 Saw Blade	



Part Number	Description
PS-3FP	Pole Saw Head
Center Blade Mount; Mounting Pin Mounting Pin for easy blade replacement without tools. Snaps into pole.	



Part Number	Description
PS-3FPS1	13" Tri-Cut Pole Saw Kit
PS-3FP Saw Head & SB-13TE 13" Saw Blade	



Part Number	Description
PS-3FPS2	16" Tri-Cut Pole Saw Kit
PS-3FP Saw Head & SB-16TE 16" Saw Blade	



Part Number	Description
PS-3SB	16" Pole Saw Kit
PS-3 Saw Head & SB-2 Saw Blade	



Part Number	Description
PS-3FPK-16DH	16" Double Hook Pole Saw Kit
PS-3FP Saw Head & SB-16TE-DH Double Hook Saw Blade	



Part Number	Description
PS-3FPK	13" Pole Saw Kit With Scabbard
PS-3FPS1 Kit & Leather Scabbard	



Part Number	Description
PS-2K	16" Pole Saw Kit & Scabbard
PS-3SB Kit & Leather Scabbard	



# TREE CARE TOOLS - ALUMINUM FERRULES

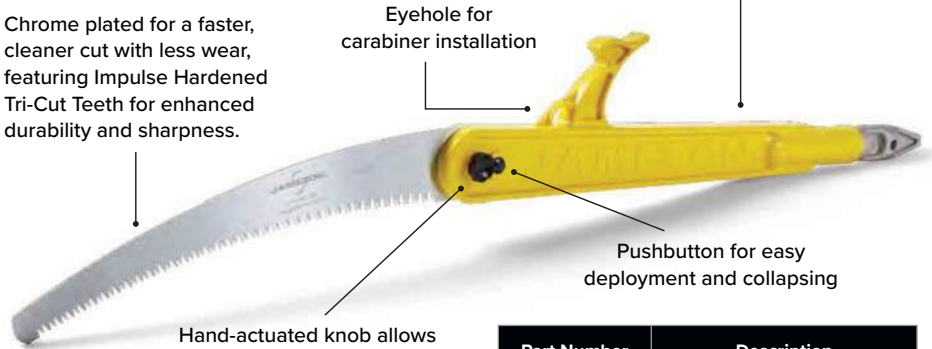


Part Number	Description
PS-3K	16" Pole Saw Kit & Scabbard
PS-3SB Kit & Leather Scabbard	



Chrome plated for a faster, cleaner cut with less wear, featuring Impulse Hardened Tri-Cut Teeth for enhanced durability and sharpness.

Lightweight and exceptionally strong, crafted from durable glass-filled nylon for added strength.



Part Number	Description
PS-4FS	Folding Pole Saw
PATENT PENDING	



Part Number	Description
PS-3FPK-16DH-B	16" Double Hook Pole Saw Kit
PS-3FPK-16DH Kit & Rubber Belting Scabbard	



Part Number	Description
PS-3FPK-16DH-L	16" Double Hook Pole Saw Kit
PS-3FPK-16DH Kit & Leather Scabbard	



Part Number	Description
SBB-3DH	Rubber Belting Scabbard for Double Hook Blade



Part Number	Description
SBL-3DH	Leather Scabbard for Double Hook Blade for 16" Blade



Part Number	Description
SBL-2	Leather Scabbard for 13" & 16" Blades



Part Number	Description
SBC-2	Canvas Scabbard for 13" & 16" Blades



## TREE CARE TOOLS

**COMPOSITLOCK™  
FIBERGLASS POLES**



COMPOSITLOCK™ Poles maintain insulating properties across pole sections for line-clearance tree work PLUS offer more secure pole connection for telecommunication, line clearance, arborist and landscape professionals.

### **INCREASED SAFETY WHEN WORKING AROUND ENERGIZED LINES**

Responding in part to the TCIA EHAP® Program and NRECA Commitment to Zero Contacts initiative, Jameson's CompositLock™ Fiberglass Poles seek to reduce the potential for conductivity.

### **STRONG, SECURE CONNECTIONS BETWEEN POLE SECTIONS**

Over-sized thread profile provides strong, secure connections, eliminating loose fit or "slop" required with traditional aluminum ferrules. The result is less binding, easy cleaning, and improved rigidity the entire working length of the pole.

### **SMOOTH FERRULE PROFILE**

Sunken rivets and threaded attachment result in a smooth profile that moves easily in foliage without snagging

*Not A "Hot Stick" - Not For Use On Energized Lines*

**\*PATENT PENDING**

## JEC FOAM CORE COMPOSITLOCK™ POLE

### Preferred for Aerial Construction & Line Clearance

The highest quality fiberglass pole available.

- Foam core prevents debris and moisture build up inside pole and adds extra hoop strength and rigidity
- Polymer protective surface veil prevents fiber blooming at surface due to abrasion or ultra-violet light
- High visibility safety yellow color
- Meets requirements of OSHA Standard 1910.269(j)(1)(i):  
**Individually tested to 100KV per foot for five minutes**

Pole Length	4'	6'	8'	10'	12'
Base	*JEC-4F	*JEC-6F	*JEC-8F	*JEC-10F	*JEC-12F
Extension	*JEC-4	*JEC-6	*JEC-8	*JEC-10	*JEC-12
Saw Head	*JEC-4SFP	*JEC-6SFP	*JEC-8SFP	*JEC-10SFP	*JEC-12SFP
*PATENT PENDING					

## FGC HOLLOW CORE COMPOSITLOCK™ POLE

### Preferred for Tree Trimming & Aerial Construction

Our strongest and most popular pole is lighter than foam core poles, offering greater control and exceptional bend strength. Batch tested per ASTM F711.<sup>††</sup>

- Polymer protective surface veil prevents fiber blooming at surface due to abrasion or ultra-violet light
- **Batch tested to 100KV per foot for five minutes.**

Pole Length	4'	6'	8'	10'	12'
Base	*FGC-4F	*FGC-6F	*FGC-8F	*FGC-10F	*FGC-12F
Extension	*FGC-4	*FGC-6	*FGC-8	*FGC-10	*FGC-12
Saw Head	*FGC-4SFP	*FGC-6SFP	*FGC-8SFP	*FGC-10SFP	*FGC-12SFP
*PATENT PENDING					

## BLC HOLLOW CORE COMPOSITLOCK™ POLE

### The Lightweight Option for Tree Trimming

The highest strength-to-weight ratio pole is lightweight and easy to control, making it ideal for tree trimming. BL poles are batch tested per ASTM F711.<sup>††</sup>

- Durable enamel coating prevents fiber blooming at surface due to abrasion or ultra-violet light
- **Batch tested to 100KV per foot for five minutes.**

Pole Length	4'	6'	8'	10'	12'
Base	*BLC-4F	*BLC-6F	*BLC-8F	*BLC-10F	*BLC-12F
Extension	*BLC-4	*BLC-6	*BLC-8	*BLC-10	*BLC-12
Saw Head	*BLC-4SFP	*BLC-6SFP	*BLC-8SFP	*BLC-10SFP	*BLC-12SFP
*PATENT PENDING					



#### BASE POLE

Rubber end cap and male ferrule to attach poles or tools. Provides solid foundation. Jameson recommends starting with Base Pole.



#### EXTENSION POLE

Male and female ferrules to attach additional poles or tools. Provides additional length (workable height).



#### SAW HEAD POLE

Female ferrule and permanently mounted saw head for attaching saw blade.



# TREE CARE TOOLS - COMPOSITLOCK™ POLE HEAD TOOLS



Part Number	Description
*PHC-14-PKG	1.25" Side-Cut Single Fixed Pulley Pruner & Rope
Heavy duty pruner with enhanced spring for smooth cutting action.	



Part Number	Description
*JAC-14DP-PKG	1.25" Side Cut Double Pulley Pruner & Rope



Part Number	Description
*JAC-34DP-PKG	1.75" Side-Cut Double Pulley Pruner & Rope
Double pulley for additional leverage & less pulling force.	



Part Number	Description
*PHC-34-PKG	1.75" Side Cut Single Pulley Pruner & Rope



Part Number	Description
*PHC-11-PKG	1" Center Cut Pruner Rope & Saw Blade
Chain pulley pruner. Accommodates SB-2 saw blade for pruner and pole saw capabilities.	



Part Number	Description
*PSC-3FP	Pole Saw Head
Center blade mount. Mounting pin for easy blade replacement. Fits SB-1C & Tri-Cut Blades.	

Items noted with a \* in the Compositelock™ section are Patent Pending





Part Number	Description
*PSC-3FPS1	Saw Head & 13" Tri-Cut Blade
*PSC-3FPS2	Saw Head & 16" Tri-Cut Blade



Part Number	Description
*PSC-3SB	Pole Saw Kit
	Saw Head & 16" SB-2 Blade



Part Number	Description
*PSC-3FPK-16DH	Pole Saw Kit
	Saw Head & Double Hook Blade



Part Number	Description
*PSC-3FPK-16DH-B	Pole Saw Kit
	Saw Head, Double Hook Blade Rubber Belting Scabbard




Part Number	Description
*WRC-1	Limb Raiser
	Pull or lift branches.



Part Number	Description
*CL-ADAPTER	Composite Lock Adapter
Easily converts upper end of CompositeLock pole to aluminum female ferrule. 1.75" x 16.5"	

Items noted with a \* in the Compositelock™ section are Patent Pending

*Items noted with a \* in the Compositelock™ section are Patent Pending*



# TREE TRIMMING KITS

**COMBINATIONS OF  
POLES AND TOOLS**

A variety of combinations make it easy to find the best fit for your tree trimming job.

Adapters allow user to switch from pruner head or pole saw quickly and easily without tools, using the same pole.

Kits are available with pole adapters or permanently mounted (fixed) tool heads.



## JE SERIES - ALUMINIUM FERRULES



Part Number	JE-6F	JE-6	PH-14-PKG	JA-34DP	PH-11
Kit Description	6' JE Base Pole	6' JE Extension Pole	JA-14 Pruner with Pole Adapter and Pruner Rope	Double Pulley Big Mouth Pruner with Adapter and Pruner Rope	PH-11 Pruner, Adapter & Rope
JE-11K*	✓	✓ x2			✓
JE-14K*	✓	✓ x2	✓		
JE-6PKG-2	✓	✓	✓		
JE-6PKG-7	✓	✓		✓	
JE-6PKG-8*	✓	✓ x2		✓	

\*Comes with two 6' JE Extension Poles

- Preferred for Aerial Construction and Line Clearance Fiberglass Pole Kits
- High visibility safety yellow color





PS-3FPS2	PS-3FPS1	SB-1T	HS-13TE-O	WR-1	SBC-2
Pole Saw Head, 16" Tri-Cut Blade (SB-16TE)	Pole Saw Head, 13" Tri-Cut Blade (SB-13TE)	Single-Edge Teflon Coated Blade, 16 in.	13" Tri-Cut Hand Saw	Limb & Wire Raiser	Canvas Scabbard
		✓			✓
	✓		✓	✓	
✓					
✓			✓	✓	

# TREE CARE TOOLS - LINE CLEARANCE KITS

## JE SERIES - ALUMINIUM FERRULES



Part Number	JE-6	JE-6F	JA-14	PH-34-PKG	PS-3FP
Kit Description	6' JE Extension Pole	6' JE Base Pole	JA-14 Pruner with Pruner Rope	JA-34 Pruner with Pruner Rope	Saw Head Casting with Quick-Change Adapter
JE-18LCKIT-14	✓ x2	✓	✓		✓
JE-18LCKIT-34DP	✓ x2	✓		✓	✓

## JE SERIES - COMPOSITLOCK™



Part Number	*JEC-6F	*JEC-6	*PHC-14-PKG	*JAC-34DP-PKG	*PSC-3FPS2
Kit Description	6' JEC Base Pole	6' JEC Extension Pole	1.25" Side-Cut Single Fixed Pulley Pruner & Rope	1.75" Side-Cut Double Pulley Pruner & Rope	Saw Head & 16" Tri-Cut Blade
JEC-18LCKIT-14	✓	✓ x2	✓		✓
JEC-18LCKIT-34DP	✓	✓ x2	✓	✓	✓

Items noted with a \* in the Compositelock™ section are Patent Pending

# TREE CARE TOOLS - LINE CLEARANCE KITS



SB-16TE	SBL-2	PRI-7.5	B-6P
Pole Saw Head, 16" Tri-Cut Blade	Leather Scabbard for 13" & 16" Blades	7.5" Fiberglass Rope Insulator	Pole & Pruner Storage Bag
✓	✓	✓	✓
✓	✓	✓	✓



PRI-7.5	SBL-2	B-6P
7.5" Fiberglass Rope Insulator	Leather Scabbard for 13" & 16" Blades	Pole & Pruner Storage Bag
✓	✓	✓
✓	✓	✓

# TREE CARE TOOLS - TREE TRIMMING KITS

## FG SERIES - ALUMINIUM FERRULES



Part Number	FG-6F	FG-6	FG-3	JA-14	JA-14DP-PKG	JA-34DP	
Kit Description	6' FG Base Pole	6' FG Extension Pole	3' FG Extension Pole	JA-14 Pruner with Pruner Rope	JA-14DP Pruner, Adapter Rope	Double Pulley Big Mouth Pruner with Adapter and Pruner Rope	
FG-6PKG-1	✓	✓		✓			
FG-6PKG-2	✓	✓		✓			
FG-6PKG-3	✓	✓			✓		
FG-6PKG-7	✓	✓				✓	
FG-11K	✓	✓ x2					
FG-12K	✓	✓ x2					
FG-14K*	✓	✓ x2		✓			
FG-6-3W	✓	✓ x2	✓				

## FG SERIES - COMPOSITLOCK™



Part Number	*FGC-6F	*FGC-6	*PHC-14-PKG	*JAC-34DP-PKG	*PSC-3FPS2
Kit Description	6' FGC Base Pole	6' FGC Extension Pole	1.25" Side-Cut Single Fixed Pulley Pruner & Rope	1.75" Side-Cut Double Pulley Pruner & Rope	Saw Head & 16" Tri-Cut Blade
FGC-6PKG-1	✓	✓	✓		✓
FGC-6PKG-7	✓	✓		✓	✓

Items noted with a \* in the Compositlock™ section are Patent Pending



# TREE CARE TOOLS - TREE TRIMMING KITS



	PH-11	PS-3FPS1	PS-3FPS2	SB-1T	HS-13TE-O	WR-1	SBC-2
	PH-11 Pruner, Adapter & Rope	Pole Saw Head, 13" Tri-Cut Blade (SB-13TE)	Pole Saw Head, 16" Tri-Cut Blade (SB-16TE)	Single-Edge Teflon Coated Blade, 16 in.	13" Tri-Cut Hand Saw	Limb & Wire Raiser	Canvas Scabbard
		✓					
		✓			✓	✓	
			✓				
	✓			✓			✓
						✓	

# TREE CARE TOOLS - TREE TRIMMING KITS

## BL SERIES - ALUMINIUM FERRULES



Part Number	BL-8F	BL-6F	BL-8	BL-6
Kit Description	8' BL Base Pole	6' BL Base Pole	8' BL Extension Pole	6' BL Extension Pole
BL-8PKG-1	✓		✓ x2	
BL-8PKG-5	✓		✓ x2	
BL-6PKG-1		✓		✓ x2
BL-6PKG-5		✓		✓ x2
BL-6PKG-7		✓		✓

## BL SERIES - COMPOSITLOCK™



Part Number	*BLC-6F	*BLC-6F	*PHC-14-PKG	*JAC-34DP-PKG	*PSC-3FPS2
Kit Description	6' BLC Base Pole	6' BLC Extension Pole	1.25" Side-Cut Single Fixed Pulley Pruner & Rope	1.75" Side-Cut Double Pulley Pruner & Rope	Saw Head & 16" Tri-Cut Blade
BLC-6PKG-1	✓	✓ x2	✓		✓
BLC-6PKG-7	✓	✓	✓	✓	✓

Items noted with a \* in the Compositlock™ section are Patent Pending



JA-14	JA-34DP	PS-3FPS2	PS-3FP
JA-14 Pruner (rope not included)	Double Pulley Big Mouth Pruner with Adapter (rope not included)	Pole Saw Head, 16" Tri-Cut Blade (SB-16TE)	Pole Saw Head
✓		✓	
	✓		✓
✓		✓	
	✓		✓
	✓	✓	

## LS SERIES - LANDSCAPERS HOLLOW CORE FIBERGLASS POLE KITS



Part Number	LS-6F	LS-8F	LS-6	LS-6SFP	JA-14	PH-14S-PKG
Kit Description	6' LS Base Pole with Female Ferrule	8' LS Base Pole with Female Ferrule	6' LS Extension Pole	6' LS Sawhead Pole with PS-3FP Head	JA-14 Pruner Permanently Mounted on 6' Pole with Male Ferrule on Bottom Pruner Rope	JA-14 Pruner, Adapter Rope
LS-6PKG-1	✓				✓	
LS-6PKG-2	✓			✓	✓	
LS-6PKG-3	✓		✓			✓
LS-6PKG-4	✓		✓		✓	
LS-6PKG-5	✓		✓			
LS-6PKG-6	✓		✓	✓		
LS-6PKG-7*	✓		✓ x2			
LS-6PKG-8*	✓		✓ x2			
LS-8PKG-1		✓				✓

\*Comes with two 6' LS Extension Poles

- Economical poles for landscapers and homeowners.
- Lightweight and versatile.



# TREE CARE TOOLS - TREE TRIMMING KITS



JA-14DP-PKG	PH-11	PS-3FPS1	SB-16TE	SB-1T	PS-3FP
JA-14DP Pruner, Adapter Rope	PH-11 Pruner, Adapter & Rope	Pole Saw Head, 13" Tri-Cut Blade (SB-13TE)	Pole Saw Head, 16" Tri-Cut Blade	Single-Edge Teflon Coated Blade, 16 in.	Pole Saw Head
					✓
✓		✓			
			✓		
	✓			✓	
		✓			



The Jameson Rope Sniper™ ensures precise and efficient rope placement on high limbs or poles. Compatible with Jameson standard ferrules, it easily attaches to any existing Jameson pole, making it your reliable partner for seamless tree-climbing success. Upgrade now for unparalleled efficiency in your work.

Part Number	Description
RS-TC-1	Rope Sniper (Roper placer tool)
PATENT PENDING	



### BIG SHOT™ LINE LAUNCHER

The Standard with Telecommunication Companies

Launches throw bag and line over tree limbs, delivering line up to 150'.

For safety and effectiveness, we recommend using with two 4' Jameson poles or one 4' and one 6' pole, always starting with a Base Pole. Not for use with Telescoping Poles.

Part Number	Description
BS-1	Big Shot Head (No Poles)
BS-1RP	Big Shot Replacement Pouch & Tubing



Part Number	Description
FG-BS-KIT1	Big Shot Kit with Poles
Big Shot Head, 4' FG Base Pole & 4' FG Extension Pole	

Part Number	Description
FG-BS-KIT2	Big Shot Kit with Poles, Throw Line and Throw Bags
Big Shot Head, 4' FG Base Pole & 4' FG Extension Pole, Throw Line (Dyneema® 1.75 mm x 180 ft., Orange), and Throw Bags (10-oz. and 12-oz.)	



Part Number	Description	Color	Strength
TL-DY-175180	Dyneema® 1.75 mm x 180 ft.	Orange	450 lbs.
TL-DY-1751000	Dyneema® 1.75 mm x 1000 ft.	Orange	450 lbs.
TL-DY-175180	Dyneema® 2.2 mm x 180 ft.	Orange	650 lbs.
TL-DY-221000	Dyneema® 2.2 mm x 1000 ft.	Orange	650 lbs.



Part Number	Description	Color	Strength
TL-PD-25180	Poly/Dyneema® 2.5 mm x 180 ft.	Green/White	450 lbs.
TL-PD-251000	Poly/Dyneema® 2.5 mm x 1000 ft.	Green/White	450 lbs.



Part Number	Description	Color	Strength
TL-PE-18200	Polyethylene 1/8 in x 200 ft.	Orange/Yellow	250 lbs.
TL-PE-181000	Polyethylene 1/8 in x 1000 ft.	Orange/Yellow	250 lbs.



Part Number	Description	Color	Strength
TL-PE-532200	Polyethylene 5/32 in x 200 ft.	Red/Yellow	650 lbs.
TL-PE-5321000	Polyethylene 5/32 in x 1000 ft.	Red/Yellow	650 lbs.

Throw Line Provided In Display-Ready Packaging



Part Number	Description	Color
TB-16	16-oz. Throw Bag	Orange/ Black
TB-14	14-oz. Throw Bag	Green/Black
TB-12	12-oz. Throw Bag	Yellow/Black
TB-10	10-oz. Throw Bag	Red/Black





# TREE CARE TOOLS - ACCESSORIES



Part Number	Description
B-6P	Heavy Duty Pole Bag
Water-resistant REPet/PVC pole bag safeguards fiberglass or wooden poles, preserving dryness, cleanliness, and dielectric integrity; with four compartments, secure closure, and fold ability for transport.	



B-8V	8' Pole Storage Bag
Heavy duty vinyl bag carries poles and protects them during transport or storage. Features four 6' pole pockets, outside pruner head pocket and carrying straps.	



Part Number	Description
PPA-1	Pike Pole Adapter
Adapter snaps into female ferrule of Jameson extension or base pole. Allows you to convert the FG or JE Pole into a tool for plumbing up and testing utility poles.	



Part Number	Description
IHA-2	Inductive Clamp Adapter
Adapter snaps into female ferrule of Jameson extension or base pole for use with inductive clamp. 1/4"-20 male stud	



Part Number	Description
TPA-1	ACME Universal Thread Adapter
TPA-1-R*	ACME Universal Thread Adapter - Retail



Part Number	Description
WIPE-KIT12	Fiberglass Tool Cleaner Wipes (12pcs)
WIPE-KIT144	Fiberglass Tool Cleaner Wipes (144pcs)



Part Number	Description
REC-REPAIR	Base End Cap Repair Kit

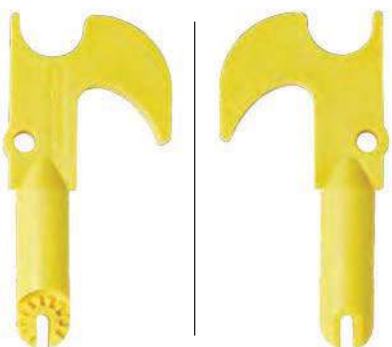


\*Items Ending In "-R" Are Provided In Display-Ready Packaging





Part Number	Description
WR-1	Limb & Wire Raiser
WR-1-R*	Limb & Wire Raiser - Retail



Part Number	Description
VP-1	Saber Tooth Nylon Composite Limb Raiser



Part Number	Description
VP-2	Raptor Claw Nylon Vine Puller No Cleat (SlideOn Ferrule)



Part Number	Description
VP-3	Raptor Claw Nylon Vine Puller No Cleat (Hot Stick)



Part Number	Description
VP-4	Raptor Claw & Nylon Vine Puller w/ Lifting Cleat (SlideOn Ferrule)



Part Number	Description
VP-5	Raptor Claw & Nylon Vine Puller w/ Lifting Cleat (Hot Stick)



Part Number	Description
VP-6	Ram's Horn Nylon Twin Prong Vine Puller and Lifter (SlideOn Ferrule)



Part Number	Description
VP-7	Ram's Horn Nylon Twin Prong Vine Puller and Lifter (Hot Stick)



## Tri-Cut Edge for Quick, Clean Cut

Featuring Barracuda™ impulse hardened tri-cut teeth, Jameson hand saws provide an efficient and clean cut. Available with wooden or ergonomic handle with index finger stop for safety and opening for lanyard line. Handles feature two bolts for easy blade replacement.



Part Number	Description
HSPS-13TE-O	13" Pole 2 Hand Saw



Part Number	Description
HSPS-16TE-O	16" Pole 2 Hand Saw



Part Number	Description
HS-11TE-SW	11" Tri-Cut Straight Blade Hand Saw Wood Handle



Part Number	Description
HS-11TE-SO	11" Tri-Cut Straight Blade Hand Saw Ergonomic Grip Handle



Part Number	Description
HS-11SL	Leather Scabbard



Part Number	Description
HS-11SB	Rubber Belting Scabbard



Part Number	Description
HS-11TE-SWL	Wood Handle 11" Hand Saw With Leather Scabbard



Part Number	Description
HS-11TE-SOL	Ergonomic Grip 11" Hand Saw With Leather Scabbard

# TREE CARE TOOLS - HAND SAWS



Part Number	Description
HS-11TE-SWB	Wood Handle 11" Hand Saw With Belting Scabbard



Part Number	Description
HS-11TE-SOB	Ergonomic Grip 11" Hand Saw With Belting Scabbard



Part Number	Description
HS-13TE-WH	13" Tri-Cut Hand Saw Wood Handle



Part Number	Description
HS-13TE-O	13" Tri-Cut Hand Saw



Part Number	Description
HS-13SL	13" Leather Scabbard



Part Number	Description
HS-13SB	13" Rubber Belting Scabbard



Part Number	Description
HS-13TE-OS	13" Hand Saw with Leather Scabbard



Part Number	Description
HS-13TE-OB	13" Hand Saw with Rubber Belting Scabbard



Part Number	Description
HS-13TE-GUL-O	13" Tri-Cut Gullet Edge Hand Saw
Gullets allow chips and debris to exit cut.	

# TREE CARE TOOLS - HAND SAWS



Part Number	Description
HS-13TE-HO	13" Tri-Cut Hook Blade Hand Saw
Hook prevents slipping off or pulling out of cut; pull small branches or vines.	



Part Number	Description
HS-16TE-WH	16" Tri-Cut Hand Saw Wood Handle



Part Number	Description
HS-16TE-O	16" Tri-Cut Hand Saw



Part Number	Description
HS-16SL	16" Leather Scabbard



Part Number	Description
HS-16SB	16" Rubber Belting Scabbard



Part Number	Description
HS-16TE-OS	16" Hand Saw with Leather Scabbard



Part Number	Description
HS-16TE-OB	16" Hand Saw with Rubber Belting Scabbard



Part Number	Description
HS-16TE-GUL-O	16" Tri-Cut Gullet Edge Hand Saw
Gullets allow chips and debris to exit cut.	



Part Number	Description
HS-13TE-LPS	13" Hand Saw With Hard Plastic Scabbard



# TREE CARE TOOLS - HAND SAWS



Part Number	Description
SB-11TE-S	11" Straight Tri-Cut Blade
Fits Jameson Hand Saw Handle	



Part Number	Description
HS-H-O	Handle Only
HS-WHS	Wood Handle Only



Part Number	Description
LS-36-2	Leg Straps (2) For Scabbard. Black Nylon With Velcro Closure, 1.5" x 36"



Part Number	Description
SB-8TE-F	Folding Saw Only



Part Number	Description
SB-8TE-FPKG	8" Folding Saw with Nylon Sheath



Part Number	Description
SB-8TE-FS	Sheath Only for Folding Saw



Part Number	Description
HL-BP200	Hand Lopper



## CABLE PLACEMENT

**MAKING CABLE  
INSTALLATION EASIER**



Jameson developed cable placement tools for fiber optic and coaxial cable installation and maintenance with the guidance from professional linemen. Working from the ground or in the air, our tools make cable construction easier and safer.

### CORNER BLOCKS

Corner blocks evenly distribute pressure on coax or fiber cable when pulling around corners. Steel side plates with straight base act as a strut for increased strength. 60 degree model offers more versatility than standard 45 degree blocks. Steel side plates can be replaced in the field. 17" bend radius. Maximum cable diameter 1" Nylon axle bushings provide easier swivel and longer axle life. Adjustable keeper arm holds cable in place as it is pulled through block. Aluminum rollers reduce friction, preventing potential heat build up and damage to synthetic rollers.

### POLE MOUNT BRACKETS

Designed to save vertical space on crowded joint occupied poles, brackets are ideal for mounting corner blocks. Nylon strap and ratchet make brackets easy to use and bracket is contoured to fit pole for maximum stability. Ratchet strap will not damage existing cables and weighs less than chain straps. Can be adjusted to work from right or left hand side for convenient operation.

SINGLE ROW



DUAL ROW



QUAD ROW



3" ROLLERS FOR 1.5" CABLE



## CORNER BLOCKS

### Single Row

Part Number	Description
80-591	90 Degree, Single Nylon Rollers
80-161	60 Degree, Single Nylon Rollers
80-591A	90 Degree, Single Aluminum Rollers
80-161-A	90 Degree, Single Aluminum Rollers

### Dual Row

80-592	90 Degree, Dual Nylon Rollers
80-162	60 Degree, Dual Nylon Rollers

### Quad Row

80-594	90 Degree, Dual Nylon Rollers
80-164	60 Degree, Dual Nylon Rollers

### 3" Rubber Roller

80-691	Corner Block with 3" Rubber Rollers; Maximum cable diameter 1.5"
--------	---

70-101



70-102



70-104



## POLE MOUNT BRACKETS

Designed to save vertical space on crowded joint occupied poles, brackets are ideal for mounting corner blocks. Nylon strap and ratchet make brackets easy to use and bracket is contoured to fit pole for maximum stability. Ratchet strap will not damage existing cables and weighs less than chain straps. Can be adjusted to work from right or left hand side for convenient operation.

### Single Row

Part Number	Description
70-101	Use With Single Row Corner Block
70-102	Use With Dual Row Corner Block
70-104	Use With Quad Row Corner Block



## EASY RIDER™

Jameson overlash blocks are economical and lightweight, yet the high strength steel frame maintains cable alignment.

Easily snaps over a strand and cable package up to 2.25" diameter. This provides convenient stacking when pushed by lasher.

Features a high, rounded bonnet to prevent block kicking under lasher. Stacks evenly. Non-binding roller axle allows rollers to "ride easily" and rotate smoothly.

Maximum cable diameter .75"



90-400A

90-400

Part Number	Description
90-400A	Easy Rider™ with Aluminum Roller
90-400A-R	
90-400	Easy Rider® with Nylon Roller
90-400-R	
90-413	Easy Rider™ - XL Stringing Block with 3" Nylon Roller
90-421	Easy Rider™ - DBL String Block with two Nylon Rollers



90-413

90-421

## VERSA™ BLOCKS

Versa™ Blocks offer the versatility of stringing cable at midspan on new and existing overlash construction.

Offers easy cable placement from aerial buckets or the ground when used with Jameson lay-up sticks and wire raising tool.

Low profile frame reduces cable damage as it passes through block and wide keeper arm accommodates large cable bundles when used as overlash block.



90-100

90-100A

Part Number	Description
90-100	Easy Rider™ with Aluminum Roller. For up to 1.5" cables
90-100A	Versa™ Block with Aluminum Roller. For up to 2.5" diameter cable or bundles and winch lines.

## TELESCOPING MEASURING POLES

Fiberglass poles offer fast, accurate one-person measuring of height clearances and horizontal distances.

All measuring poles include carry bag and removable aluminum hook accessory. Ideal for overhead telecommunication lines, railroad, CATV, bridges and structures.

All measuring poles include carrying bag and removable hook

NOTE: Poles are not certified as hot sticks and should not be used in the performance of live line work.



Round Measuring Pole

Oval Measuring Pole

Part Number	Retracted Length	Description
TP-125M	52"	25' Round Telescoping Measuring Pole, 5-Lb, English & Metric
TP-136M	59"	36' Round Telescoping Measuring Pole, 7-Lb, English & Metric
TP-125N	58"	25' Oval Telescoping Measuring Pole, 5-Lb, English Measure Only. Oval for easy grip.
TP-25HK		Aluminum Replacement Hook for Measuring Pole

\*Items Ending In "-R" Are Provided In Display-Ready Packaging



## AERIAL BUDDY® FIBER OPTIC SHEAVE

Protects ADSS & Other Jacketed Fiber During Installation



SHV-24

SHV-8

- Cable and Pull Tape Stay On Wheel
- Levels Itself, Strapping Optional
- Lightweight

24" Model Weighs 40% Less Than Lightest Aluminum Model

Specifications	
<b>24" Aerial Sheave</b>	
Weight	14 lbs. (6.35 kgs)
Maximum Load Rate	1,600 lbs.

24" Aerial Sheave Parts	
Part Number	Description
S24-FLR	Full Leg Replacement with Hardware
324-CC	Cable Capture Kit (Locking Nut, Cable Capture, Spring, Guide Rod)
324-LL	Lower Leg and Latch Arm
324-WR	Wheel Assembly (Wheel, Axle, Bearings, Screws, Washers)

Part Number	Description
SHV-24-KIT	24" Fiber Install Sheave With SHV-HK Slip Hook. For Set Up, Take Down, Turns
SHV-24	24" Fiber Install Sheave. For Set Up, Take Down, Turns
SHV-8-KIT	8" Fiber Install Sheave With SHV-HK Slip Hook. For Straight Pulls
SHV-8	8" Fiber Install Sheave. For Straight Pulls
SHV-HK	Slip Hook Accessory. <i>Sold Separately</i>
SHV-SS	Safety Shackle Accessory. <i>Sold Separately</i>

- Spring loaded cable guard (patented) eliminates delays caused by cable and pull tape derailing. 2" Opening allows pulling grips to pass through easily.
- Lightweight, reinforced polymer weighs significantly less than aluminum and steel models. Reduces installation fatigue, one-man set up.
- Easy latching mechanism for single-handed operation.
- High strength, impact resistant unit is more durable than aluminum.
- Chemical, UV, corrosion resistant construction for longer life.
- Electrically insulated\* for safety.
- Lift hoist swivels 360° and rotates 180° for unrestricted mounting and maneuverability.

\* 100 KV/Ft Dielectric Withstand Stainless Steel Fasteners

Specifications	
<b>8" Aerial Sheave</b>	
Weight	8 lbs. (3.63 kgs)
Maximum Load Rate	1,600 lbs.


8" Aerial Sheave Parts	
Part Number	Description
S08-FLR	Full Leg Replacement with Hardware
S08-CC	Cable Capture Kit (Locking Nut, Cable Capture, Spring, Guide Rod)
S08-LL	Lower Leg and Latch Arm
S08-WR	Wheel Assembly (Wheel, Axle, Bearings, Screws, Washers)
8" and 24" Aerial Sheave Parts	
SHV-HRR	Hoist Ring Kit
SHV-LR	Latch Kit
SHV-ULA	Upper Leg Assembly Kit



SHV-HK



SHV-SS



## TOOL STORAGE

**BUCKET & BOOM  
TOOL HOLDERS  
CANVAS TOOL BAGS**

Jameson heavy duty bucket mount tool holders offer safe, convenient storage for bucket truck tools. Water repellent and UV resistant, holders withstand extreme weather conditions.

Adjustable clamp bracket allows tool holder to fit any size bucket, with or without liner, and mounts inside or outside bucket.

**SAFE, CONVENIENT STORAGE WHEREVER THE JOB TAKES YOU**





Part Number	Description
24-01	Polymer Hook with standard end, fits up to 2" bucket lips
24-01-R	Polymer Hook with standard end, fits up to 2" bucket lips Retail



Part Number	Description
24-11	Polymer Hook with standard end, fits up to 3" bucket lips
24-11-R	Polymer Hook with standard end, fits up to 3" bucket lips Retail



Part Number	Description
24-50	Polymer Hook with tapered end, fits up to 3" bucket lips
24-50-R	Polymer Hook with tapered end, fits up to 3" bucket lips Retail



Part Number	Description
24-40	Canvas Tool Bag
15 Inside Pockets, 2 Grommets For Hooks 15" X 7" X 10"	



Part Number	Description
24-40S	Bag & Two S Hooks
15 Inside Pockets, 2 Grommets For Hooks 15" X 7" X 10"	



Part Number	Description
24-41	Canvas Tool Bag
15 Outside Pockets, Rope with Swivel Hook, Reinforced Hard Plastic Base, 2 Grommets for S Hooks 15" X 7" X 10"	



Part Number	Description
24-41S	Bag & Two S Hooks
15 Outside Pockets, Rope with Swivel Hook, Reinforced Hard Plastic Base, 2 Grommets for S Hooks 15" X 7" X 10"	



Part Number	Description
24-42	Canvas Tool Bag
13 Outside Pockets, Web Handles, 2 Grommets for S Hooks 15" X 7" x 10"	



Part Number	Description
24-42S	Bag & Two S Hooks
13 Outside Pockets, Web Handles, 2 Grommets for S Hooks 15" X 7" x 10"	



# TOOL STORAGE & ORGANIZATION



Part Number	Description
24-19	Chainsaw Scabbard With Handsaw Holder
Handsaw holders on both sides for left-hand/right-hand convenience. Constructed of durable HDPE to protect against blade wear and extreme weather. Supports Z133-2017: 5.2.13 Compliance	



Part Number	Description
24-14L	Chainsaw Scabbard With Removable Liner
Fits standard and hydraulic pistol grip chainsaws. Features a replaceable liner that protects scabbard from chainsaw heat and blade. Adjustable clamp bracket.	
24-14LIN	Replacement Liner for 24-14L



Part Number	Description
24-14A	Chainsaw Scabbard
Fits standard and hydraulic pistol grip chainsaws. Adjustable clamp bracket	



Part Number	Description
24-18L	Fiberglass Chainsaw Scabbard With Removable Liner
Features high gloss gel coat finish to prevent fiberglass blooms and splinters. Fits standard and hydraulic pistol grip chainsaws. Adjustable clamp bracket.	
24-18LIN	Replacement Liner for 24-18L



Part Number	Description
24-23	Long Reach Chainsaw Holder
Holds round and oval handled long reach chainsaws and gas powered pole pruners (standard and telescoping) for squirt boom trucks. Fixed mount. 18" x 13"	



Part Number	Description
24-12A	Impact Tool Holder
One-piece construction with adjustable clamp bracket. Accommodates most wrenches & drills.	





Part Number	Description
24-12AH	Impact Tool Holder With Scabbard
Expanded opening accommodates the most common wrenches and drills. Features two spare drill bit holders and adjustable clamp bracket.	



Part Number	Description
24-25	Tool Tray
Leather tool pouches and drop-in loops. Fixed bucket mount. 22.5" x 18"	



Part Number	Description
24-17	Tool Tray
Removable dividers and fixed bucket mounts. 23" x 14" x 8"	



Part Number	Description
24-15D	Double Pocket Tool Holder
Inner pocket: 6.25" x 2.25" x 17" Outer pocket: 5.25" x 2.25" x 15" • Thick neck/back for rigidity & strength • Tapered pocket edges for increased strength • Long back or a variety of tools • Drain holes • Ribbed inside pocket base for increased strength when tools are dropped in pockets	



Part Number	Description
24-02	Circular Saw Holder
Includes strap, ratchet & handle unit 12" x 9"	
24-02B	Replacement Saw Box with Strap & Ratchet



Part Number	Description
24-04	Hydraulic Pruner Holder
Includes strap, ratchet & handle unit 12" X 13"	
24-04B	Replacement Pruner Box with Strap & Ratchet

# TOOL STORAGE & ORGANIZATION



Part Number	Description
24-03B	Long Reach Chainsaw Holder
Fits most long reach chain saws. Includes straps, ratchets and handle unit. 32" X 5"	
24-03F	Fits Fairmont Style Chainsaw



Part Number	Description
24-03GUARD	Boom Guard
Mount on boom in front of tool holder to protect boom when inserting tool into holder. Includes straps, ratchets & handle unit. 32" X 5"	



Part Number	Description
24-14A	Chainsaw Scabbard
Fits standard and hydraulic pistol grip chainsaws. Adjustable clamp bracket	



Part Number	Description
24-04R	Replacement Handle Unit Handle, Strap & Ratchet
24-08R	Handle Holder Only
24-09R	Strap With Ratchet

## Handle Unit Included With All Boom Mount Tool Holders

Ratchet strap fastens handle holder securely into a fixed position on boom. Rubberized coating prevents tool handle from sliding out of upper holder box. Fits round & square booms.

# JLIFT

## ONE PERSON. NO TRAILER.

### REMOTE CONTROL

With the push of a button, one person can easily load and go in minutes. Corded J-Lift control is included; with optional wireless remote control available separately.

### DUAL ACTING HYDRAULICS

Dual action and dual load-holding hydraulic pump and cylinders raise and lower with equal force, which is extremely convenient in cold climates and with lighter spools. This also allows faster stopping with a fully loaded reel for safer operation. **Exceptional RAISE, LOWER & STOP Capabilities!**

### POWDER COATED

For long life performance and corrosion resistance.

### LIGHT KIT

Connect to truck's 4-pin trailer output for brake lights and turn signals.



#### Specifications

Part Number	MTK-40
Dimensions	45" x 28" x 30"
Total Weight	293 Lbs.
Weight - Wiring	18 Lbs.
Power Source	12-Volt DC
Finish	Powder Coat
Hydraulic Pump	Dual Action with Corded Remote Control
Hydraulic Hoses	1/4" SAE, 5800 PSI
Cylinders	3000 PSI

#### Operating Specifications

Maximum Reel Capacity	40" Wide x 48" Diameter Maximum
Maximum Lifting Capacity	1,000 Lbs.*
Hitch Required	Minimum Class IV Hitch
Hitch Recommended	Pintle Plate / Class V Hitch
Wiring Included	20', 4 AWG Harness With Jumper Clamps & Ring Terminal Options

\* Minimum Class IV hitch required. Reel weight plus 293 lbs. must not exceed vehicle tongue weight.





## PORTABLE REEL BUCK

The all-new Jameson® Portable Reel Buck is a quick and easy way to set up strand and cable reels up to 54" diameter. The reel buck is designed to be easily moved about the job site using the handles on the frame and the spool as a wheel. The durable steel tube frame has a weight capacity of 850 lbs. and can withstand the toughest job sites. The reel buck is collapsible for quick load and unloading and is adjustable for different reel widths and heights.

- Load Capacity: 850 lbs.
- Accommodates Reel widths up to 54" inch diameter
- Designed to work with Arbor Spindle up to 2"
- Heavy-duty adjustable steel frame
- Easy setup and breakdown for transportation

*Can ship "small pack" via UPS, FedEx or DHL*



Part Number	Description
RB-54	Portable Reel Buck
PATENT PENDING	

### SPOOL DIAMETER CAPACITY






## FIBER DRIVER™ WITH AIR BOOST™

Compact Powerhouse for Fast, Efficient FTTH Installations

Part Number	Description
18-FFPC1	Fiber Driver with case 10mm - 18mm
18-FFPC2	Fiber Driver with case 14mm - 1in.
18-FFB	Air Boost
18-FFK1	Fiber Driver with Air Boost
PATENT PENDING	
FP200101	Fiber Driver Conduit Adapter, OD 18mm
FP200102	Fiber Driver Conduit Adapter, OD 16mm
FP200103	Fiber Driver Conduit AdapterR, OD 14mm
FP200104	Fiber Driver Conduit Adapter, OD 12.7mm
FP200105	Fiber Driver Conduit Adapter, OD 10mm
FP200106	FIBER DRIVER CONDUIT ADAPTER, OD 3/4 in.
FP200107	FIBER DRIVER CONDUIT ADAPTER, OD 1 in.
FP200108	FIBER DRIVER CONDUIT ADAPTER, OD 1.325 in.
FP200117	FIBER DRIVER CONDUIT ADAPTER, OD 1.67 in.



## FIBER WINDER

The Fiber Winder is a cable management tool designed to maximize efficiency, keep workspaces organized, and provide a reliable solution for cable-intensive industries. Crafted from high-quality fiber-reinforced nylon, this versatile tool offers durability and functionality across various applications.

- Efficiency: Neatly winds excess cable.
- Compact Design: Holds 200ft., easy removal, and flat storage.
- Durability: High-quality fiber-reinforced nylon.
- Versatility: Ideal for various cables in telecom, construction, etc.

Part Number	Description
18-FW1	Cable Spooling Device
PATENT PENDING	



## SPOOL MULE

The Jameson Spool Mule sets a new cable organization standard with its collapsible design, robust steel construction, and 27" axle for multiple spool use. It accommodates up to 36" diameter spools, saving money and reducing prep work. This versatile tool supports various cables like power, fiber, coax, and Cat-6, with built-in wheels and rubber feet for easy maneuvering without surface damage.

- Load Capacity: 100 lbs.
- 27" axle accommodates multiple spools simultaneously
- Heavy-duty steel frame
- Easy setup and breakdown for transportation

Part Number	Description
RB-36	Spool Mule
PATENT PENDING	





## FIBERGLASS RODDERS

**UNDERGROUND CABLE  
INSTALLATION AND  
MAINTENANCE**



Since 1980, Jameson's Buddy® System of fiberglass rodders and fish tapes has evolved to become the most comprehensive in the industry. The round, flexible rod slides easily over wires in occupied conduit, offering exceptional bending strength for maneuvering tight turns. Whether installing short run electrical wire or running long distance copper or fiber optic cable, Jameson has a Buddy® to handle the job for you.

- Non-conductive fiberglass rod core
- High visibility orange polymer rod jacket protects against abrasion and reduce friction
- Round, flexible rod slides easily over wires in occupied conduit
- Exceptional bending strength
- Rod marked in 5' increments (1m metric marked available)
- Accessories attach to rod for greater versatility and easier fishing



## BUDDY® RODDERS OVERVIEW



	Easy Buddy®	Good Buddy®	Good Buddy® III	Good Buddy® II	Big Buddy®	Mega Buddy®
Features	<ul style="list-style-type: none"> <li>Flexible rod handles tight turns &amp; medium length runs.</li> <li>Taller handle and wide wheel base for easy transport.</li> </ul>	<ul style="list-style-type: none"> <li>Detach or fold frame for entry into confined areas.</li> <li>Reel can be set-up vertically or horizontally.</li> </ul>	<ul style="list-style-type: none"> <li>Same diameter and lengths as Good Buddy, but with fixed frame and wide wheel base for easy transport.</li> </ul>	<ul style="list-style-type: none"> <li>Larger frame and reel for longer rod capacity.</li> <li>All terrain wheels optional.</li> </ul>	<ul style="list-style-type: none"> <li>Stiffest rod for long runs in larger conduit.</li> <li>All terrain wheels optional.</li> </ul>	<ul style="list-style-type: none"> <li>Longest length available for large conduit.</li> <li>All terrain wheels standard.</li> </ul>
Rod Diameter	1/4" (6.3mm)	3/8" (9.5mm)			1/2" (12.7mm)	
Lengths Available	300'–500' (91.4–152m)	300'–400' (91.4–121.9m)		400'–1,000'* (121.9–182.9m)	400'–1,000' (121.9–304.8m)	1,500' (457.2m)
Recommended Conduit	1-2" (27–53mm)	2-4" (53–103mm)			4" or Larger (103mm)	
Min. Bend Radius	4" (101.6mm)	7" (177.8mm)			10" (254mm)	
Pull Strength	400 lbs. (181kg)	1,000 lbs. (452.5kg)			1,000 lbs. (452.5kg)	
Accessory Kit	Included 6-14-AK	Included 9-25-AK			Included 11-38-RK	
Dimensions	36.25" x 24.0" x 13" (92.1 x 61 x 33 cm)	29.0" x 29.0" x 27.0" (73.7 x 73.7 x 68.6 cm)	34.0" x 26.5" x 15.5" (86.4 x 67.3 x 39.4 cm)	40.0" x 32.0" x 18.0" (106 x 81.3 x 45.7 cm)	48" x 44" x 21" (121.9 x 111.8 x 53.3 cm)	
Weights	28 - 35 lbs. (12.7 - 15.9 kg)	55 - 62 lbs. (24.9 - 28.1 kg)	55 - 62 lbs. (24.9 - 28.1 kg)	71 - 137 lbs. (32.2 - 62.1 kg)	120 - 204 lbs. (54.4 - 92.5 kg)	278 lbs. (126.1 kg)
End Ferrule	5/16"–18 Male	3/8"–16 Male			3/8"–16 Male	

\*1,000-ft model is built on Big Buddy frame

• All rodders include pulling eye and accessory/repair kit

• 400' -1,000' Good Buddy II, 400'-1,000' Big Buddy and 1,500' Mega Buddy, ships by Motor Freight

## EASY BUDDY®

### 1/4" Diameter Rod - Lightweight Rodder For 1-2" Conduit

- Drag brake and safety feed eye to control payout
- Bend Radius: 4"
- 400-lb. pull/tensile strength
- Male end ferrule: #5/16"-18 thread pitch
- Accessory Kit included
- Dimensions: 36.25"H x 24"L x 13"W  
(92.1 x 61 x 33 cm)



Size	Part Number	Display Packaging	Replacement Reel
300' x 1/4"	6-14-300M	6-14-300M-R	6-300RRM
400' x 1/4"	6-14-400M	6-14-400M-R	6-400RRM
500' x 1/4"	6-14-500M	6-14-500M-R	6-500RRM
600' x 1/4"	6-14-600M	6-14-600M-R	6-600RRM

## GOOD BUDDY®

### 3/8" Diameter Rod - Designed to be used in conduit 2-4" in diameter

- 7" Bending Radius
- 1000-lb Pull/Tensile Strength
- Male end ferrule: #3/8"-16 thread pitch
- Includes End Ferrule and Pulling Eye
- Accessory Kit, End Ferrule and Pulling Eye Included
- Dimensions: 29"H x 29"L x 27"W (Folds to 10" Width)  
(73.7 x 73.7 x 68.6 cm)



Size	Part Number	Replacement Reel
300' x 3/8"	9-25-300M	9-300RRM
400' x 3/8"	9-25-400M	9-400RRM

## GOOD BUDDY III®

### 3/8" Diameter Rod - Smaller Frame For Maximum Portability

- 300' and 400' lengths
- Wheels and frame handle for transport
- Smaller frame size than GB or GB II
- Friction brake and safety roller feed
- Operates vertically or horizontally
- 1000-lb pull/tensile strength
- Dimensions: 34"H x 26.5"L x 15.5"W  
(86.4 x 67.3 x 39.4 cm)



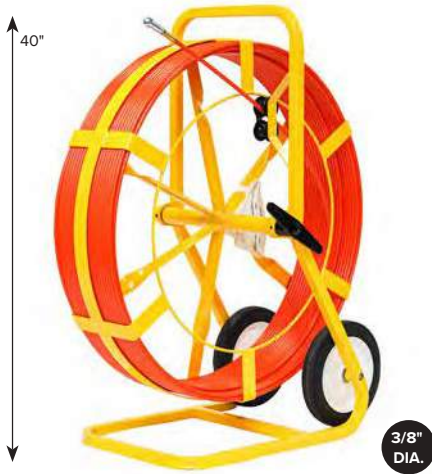
Size	Part Number	Replacement Reel
300' x 3/8"	9A-25-300M	9-300RRM
400' x 3/8"	9A-25-400M	9-400RRM

Rod is marked in 5' increments. Add 'MM' to part number for metric measure (1m increments)

TO ORDER METRIC MARKED ROD, ADD AN ADDITIONAL "M" TO PART NUMBER WHEN ORDERING. (EXAMPLE, 6-14-300M WOULD BE 6-14-300MM)

\* Items Ending In "-R" Are Provided In Display-Ready Packaging





## GOOD BUDDY® II

### 3/8" Diameter Rod - Increased Length For Longer Runs


- 400', 500' and 600' lengths
- Oversized wheels support weight of longer rod
- Frame handle and wheels for transport
- Friction brake and safety roller feed
- Operates vertically or horizontally
- 1000-lb pull/tensile strength
- Dimensions: 40"H x 32"L x 18"W  
(106 x 81.3 x 45.7 cm)

Size	Part Number	Replacement Reel
400' x 3/8"	11A-25-400M	11A-400RRM
500' x 3/8"	11A-25-500M	11A-500RRM
600' x 3/8"	11A-25-600M	11A-600RRM

#### Built on Big Buddy frame

1000' x 3/8"	11-25-1000M	11-25-1000RRM
--------------	-------------	---------------

To order 3/8" Good Buddy II with All-Terrain Wheels, add AWK to part number. Example: 11A-25-400M-AWK



## BIG BUDDY®

### 1/2" Diameter Rod - For Conduit 4" Or Larger

- Drag brake and safety feed eye to control pay out.
- 10" Bending Radius
- 1,000-lb Pull/Tensile Strength
- Male end ferrule: 3/8"-16 thread pitch
- Includes End Ferrule and Pulling Eye
- Accessory Kit included
- Dimensions: 48"H x 44"L x 21"W  
(121.9 x 111.8 x 53.3 cm)

Size	Part Number	Replacement Reel
400' x 1/2"	11-38-400M	11-400RRM
500' x 1/2"	11-38-500M	11-500RRM
600' x 1/2"	11-38-600M	11-600RRM
800' x 1/2"	11-38-800M	11-800RRM
1,000' x 1/2"	11-38-1000M	11-1000RRM

To order 1/2" Big Buddy with All-Terrain Wheels, add AWK to part number. Example: 11A-38-400M-AWK




## MEGA BUDDY®

### 1/2" Diameter Rod - For Conduit 4" Or Larger

- 1500 ft. of 1/2-inch diameter fiberglass rod marked every 5 ft. (Metric every 1m)
- Ideal for 4" or larger conduit
- 10" Bend Radius
- 1,000-lb Pull/Tensile Strength
- Drag brake and safety feed eye to control pay out
- Accessory Kit Included: Splice Ferrule, Pulling Eye, End Ferrule, Adhesive, and Emery Cloth
- Dimensions: 48"H x 44"L x 21"W  
(121.9 x 111.8 x 53.3 cm)
- Weight: 260 lbs.

Size	Part Number	Replacement Reel
1,500' x 1/2"	11-38-1500M	11-1500RRM

## ACCESSORIES



Accessories	Description	Easy Buddy®	Good Buddy® Good Buddy® II Good Buddy® III	Big Buddy® Mega Buddy®
Accessory Kit	Canvas Pouch - Pulling Eye, Splice Ferrule, End Ferrule, Adhesive and Emery Cloth	6-14-AK or 6-14-AK-R		
	Canvas Pouch - Swivel Pulling Eye, Splice Ferrule, End Ferrule, Adhesive and Emery Cloth		9-25-AK or 9-25-AK-R	
	Canvas Pouch - Splice Ferrule (2), End Ferrule, Adhesive, and Emery Cloth			11-38-RK or 11-38-RK-R
Repair Adhesive	Adhesive, Applicator, Emery Cloth	9-167		
Fixed Pulling Eye	Attach pull line or pulling grip to rod	6-160		
Swivel Pulling Eye	Attach pull line or pulling grip to rod	6-139	9-139	11-139
Shackle Fitting	Use with Pulling Eye 11-139 for larger pulling loop		11-142	11-142
Roller Guide	Guide rod through bends, sweeps & misalignments	6-141	9-141 or 9-141-R	11-141 or 11-141-R
Flexible Spring Leader	Guide rod through bends, sweeps & misalignments	6-162		
Flexible Leader w/Lg. Tip	Guide rod through bends, sweeps, & misalignments			
Flexible Leader w/Eyelet	Guide rod through bends, sweeps, & misalignments			
Flexible Fiberglass Stinger Tip	Guide rod through bends, sweeps, & misalignments		9-25-12ST (12" Tip) 9-25-24ST (24" Tip)	11-25-6ST (6' Tip) 11-25-8ST (8' Tip)
Swivel Coupling	Connect two rods for added length; provides rotation when pulling line, rope, or wire	6-143	9-143	11-143
Rod Grapples	Connect two rodders from opposite directions	6-148	9-148	11-148
Splice Repair Kit	Splice Ferrule, Adhesive, and Emery Cloth	6-140 or 6-140-R	9-140 or 9-140-R	11-140 or 11-140-R
End Ferrule Repair Kit	End Ferrule, Adhesive, and Emery Cloth	6-146 or 6-146-R	9-146 or 9-146-R	11-146 or 11-146-R
All-Terrain Wheel Kit	Replacement All-Terrain Wheel Kit (2 wheels/axle)		11A-AWK (GB II Only)	11-AWK

\* Items Ending In "-R" Are Provided In Display-Ready Packaging

## EZ-REEL™

### REPLACEMENT ROD ON REEL

Jameson Buddy®, Duct Hunter™ and Live Tracer™ rodders are the most durable in the market, but we know job sites can be extremely tough.

Using our repair kits, customers are often able to splice rod or repair end-fittings to keep their rodders in service.

However, on occasion it may be necessary to replace the entire spool of rod due to more severe damage. Removal, disposal and rod replacement can be a difficult and time-consuming task. Responding to customer feedback, Jameson introduced EZ-REEL™ pre-loaded replacement reels which help improve speed and safety of replacing damaged rod material.



Easy Buddy®

Part Number	Reel	Size
6-300RRM	Easy Buddy®	1/4" x 300'
6-400RRM	Easy Buddy®	1/4" x 400'
6-500RRM	Easy Buddy®	1/4" x 500'
6-600RRM	Easy Buddy®	1/4" x 600'
9-300RRM	Good Buddy® and Good Buddy® III	3/8" x 300'
9-400RRM	Good Buddy® and Good Buddy® III	3/8" x 400'
11A-400RRM	Good Buddy® II	3/8" x 400'
11A-500RRM	Good Buddy® II	3/8" x 500'
11A-600RRM	Good Buddy® II	3/8" x 600'
11-400RRM	Big Buddy®	1/2" x 400'
11-500RRM	Big Buddy®	1/2" x 500'
11-600RRM	Big Buddy®	1/2" x 600'
11-800RRM	Big Buddy®	1/2" x 800'
11-1000RRM	Big Buddy®	1/2" x 1000'
11-1500RRM	Mega Buddy®	1/2" x 1500'

Rod is marked in 5' increments.

## SONDE & ADAPTERS

A sonde is a battery-powered locating beacon used to pinpoint rod end. Its signal is detected by a receiver.

Using an adapter, the sonde is attached to the rod ferrule to locate in underground pipes or conduit.

Can be used with Duct Hunter™ Traceable Rodders or Buddy® Rodders.



See Page 113 for Full List Of Adapters To Use Sonde With Jameson Buddy Rodders





## TRACEABLE RODDERS

**LOCATE UNDERGROUND  
CONDUIT OR PIPE**

The Duct Hunter™ is a continuous fiberglass duct rodder with a copper wire embedded in the rod core. Connecting a signal transmitter to the rod energizes the wire, allowing the user to trace the continuous path of the pipe with a receiver.

Works with any non-conductive pipe, such as PE, PVC, concrete, clay or tile. One person can do the job with minimal or no excavation.

- Trace to depths up to 10'
- Trace sewer laterals to confirm no cross bore has occurred
- Trace ductile iron, plastic, tile or concrete pipe
- Attach sonde, roller guide or pulling eye to rod's end ferrule
- Works with any locator set
- Accessory kit included
- Sonde adapters available
- Great bending strength
- All rodders include pulling eye or roller guide and repair kit
- All rodders (1/4" and larger) marked in 5' increments (1m metric marked available)





## DUCT HUNTER™ OVERVIEW



	1/8" Diameter Mini Duct Hunter™	3/16" Diameter Mini Duct Hunter™	1/4" Diameter Duct Hunter™	5/16" Diameter Duct Hunter™	5/16" Diameter Duct Hunter™	7/16" Diameter Duct Hunter™
Applications	<ul style="list-style-type: none"> <li>Trace Fiber Optic Micro-Duct</li> <li>Trace Sewer Laterals &amp; Septic Lines; Fiberglass Will Not Rust</li> </ul>		<ul style="list-style-type: none"> <li>Trace To Depths Up To 10'</li> <li>Trace Sewer Laterals To Confirm No Cross Bore Has Occurred</li> <li>Trace Ductile Iron, Plastic, Tile Or Concrete Pipe</li> </ul>			
Features	<ul style="list-style-type: none"> <li>Ultra-portable</li> <li>Trace fiber-optic microducts 8mm ID and larger</li> </ul>	<ul style="list-style-type: none"> <li>Ultra-portable</li> <li>Short straight runs in pipe to 4" diameter</li> </ul>	<ul style="list-style-type: none"> <li>Tall handle &amp; wide wheel base for easy transport</li> <li>Trace longer sewer laterals</li> </ul>	<ul style="list-style-type: none"> <li>Stiffer rod with roller guide moves through corrugated and tile systems</li> </ul>	<ul style="list-style-type: none"> <li>Large frame carries longer lengths</li> <li>All-terrain wheels available</li> </ul>	<ul style="list-style-type: none"> <li>Stiffest rod for largest pipes &amp; longest runs</li> <li>All-terrain wheels available</li> </ul>
Lengths Available	100' - 300' (30.5 - 91.4m)		300' - 600' (91.4 - 183m)	300' - 400' (91.4 - 122m)	500' - 800' (152 - 244m) 1200' (366m)	300' - 1000' (91.4 - 305m)
Recommended Conduit	1/2" - 1" (15 - 25mm)	3/4" - 1-1/2" (20 - 40mm)	1" - 2" (25 - 50mm)	2" - 4" (50 - 100mm)		4" or larger (100mm)
Min. Bend Radius	1.75" (4.5 cm)	2.5" (6.4 cm)	4" (10.2 cm)	6" (15 cm)		9" (23 cm)
Pull Strength	150 Lbs.	300 Lbs.	400 Lbs.	500 Lbs.		800 Lbs.
Accessory Kit	Included (15-18-AK)		Included (16-14-AK)	Included (12-516-AK)		Included (13-716-AK)
Dimensions	22" x 17" x 7" (55.9 x 43.2 x 17.8 cm)		36.25" x 24.0" x 13" (92.1 x 61 x 33 cm)	34.0" x 26.5" x 15.5" (86.4 x 67.3 x 39.4 cm)	40.0" x 32.0" x 18.0" (106 x 81.3 x 45.7 cm)	48" x 44" x 21" (121.9 x 111.8 x 53.3 cm)
Weights	11.1 - 15.0 lbs. (5.0 - 6.8 kg)	11.6 - 15.5 lbs. (5.3 - 7.0 kg)	28.0 - 39.0 lbs. (12.7 - 17.7 kg)	46.7 - 51.7 lbs. (21.2 - 23.5 kg)	65.0 - 105.0 (29.5 - 47.6 kg)	97.0 - 167.0 lbs. (44.0 - 75.8 kg)
End Ferrule	1/4" - 20			3/8" - 16		

\*1,000-ft model is built on Big Buddy frame

• All rodders include pulling eye and accessory/repair kit

• 500' - 800' 5/16" Diameter Duct Hunter and 300' - 1000' 7/16" Duct Hunter, ships by Motor Freight

## MINI DUCT HUNTER™ - 1/8" DIAMETER ROD

### For Tracing Small Conduit or Pipes

- Trace sewer laterals (up to 4 inches in diameter) to avoid cross bores
- Locate fiber optic cable in plastic pipe without tracer wire
- Bend Radius: 1.75"
- Locate fiber optic micro-duct during fiber-to-the-home applications
- Fiberglass will not rust during plumbing applications
- Accessory Kit included
- Dimensions: 22" x 17" x 7"  
(55.9 x 43.2 x 17.8 cm)

Size	Part Number	Replacement Reel
100' x 1/8"	15-18-100	15-18-100RR
150' x 1/8"	15-18-150	15-18-150RR
200' x 1/8"	15-18-200	15-18-200RR
250' x 1/8"	15-18-250	15-18-250RR
300' x 1/8"	15-18-300	15-18-300RR

## MINI DUCT HUNTER™ - 3/16" DIAMETER ROD

### For Tracing Small Conduit or Pipes

- Trace sewer laterals (up to 4 inches in diameter) to avoid cross bores
- Locate fiber optic cable in plastic pipe without tracer wire
- Bend Radius: 2.5"
- Locate fiber optic micro-duct during fiber-to-the-home applications
- Fiberglass will not rust during plumbing applications
- Accessory Kit included
- Dimensions: 22" x 17" x 7"  
(55.9 x 43.2 x 17.8 cm)


Size	Part Number	Replacement Reel
100' x 3/16"	15-316-100	15-100RR
150' x 3/16"	15-316-150	15-150RR
200' x 3/16"	15-316-200	15-200RR
250' x 3/16"	15-316-250	15-250RR
300' x 3/16"	15-316-300	15-300RR

## DUCT HUNTER™ - 1/4" DIAMETER ROD

### For Tracing Small Conduit or Pipes

- Bend Radius: 4"
- Locate sewer laterals to confirm no cross bore has occurred
- Locate ductile iron, plastic, tile or concrete pipe
- For use in conduit with an inside diameter between 1 and 2 inches
- Marked every 5 ft. (Metric every 1m)
- Dimensions: 36.25" x 24" x 13"  
(92.1 x 61 x 33 cm)

Size	Part Number	Replacement Reel
300' x 1/4"	16-14-300M	16-300RRM
400' x 1/4"	16-14-400M	16-400RRM
500' x 1/4"	16-14-500M	16-500RRM
600' x 1/4"	16-14-600M	16-600RRM





## DUCT HUNTER™ - 5/16" DIAMETER ROD

### Increased Length For Longer Runs

- For use in conduit with an inside diameter between 2 and 4 inches
- Locate sewer laterals to confirm no cross bore has occurred
- Bend Radius: 6"
- Locate ductile iron, plastic, tile or concrete pipe
- Traceable fiberglass rod marked every 5 feet
- Dimensions: 34" x 26" x 16"  
(86.4 x 67.3 x 39.4 cm)

Size	Part Number	Replacement Reel
300' x 5/16"	12-516-300M	12-300RRM
400' x 5/16"	12-516-400M	12-400RRM



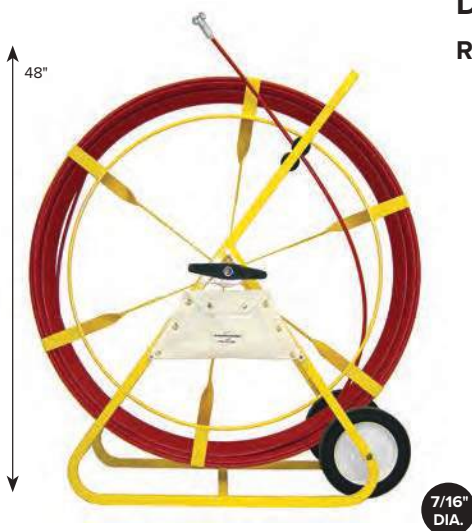
## DUCT HUNTER™ - 5/16" DIAMETER ROD

### Rigid Frame and Wheel Construction For Maximum Portability

- Locate sewer laterals to confirm no cross bore has occurred
- Bend Radius: 6"
- Locate ductile iron, plastic, tile or concrete pipe
- Traceable fiberglass rod marked every 5 feet
- Dimensions: 40" x 32" x 18"  
(101.6 x 81.3 x 45.7 cm)

Size	Part Number	Replacement Reel
500' x 5/16"	12A-516-500M	12A-500RRM
600' x 5/16"	12A-516-600M	12A-600RRM
700' x 5/16"	12A-516-700M	12A-700RRM
800' x 5/16"	12A-516-800M	12A-800RRM
1200' x 5/16"	12A-516-1200M	12A-1200RRM

*To order 5/16" Duct Hunter with All-Terrain Wheels, add AWK to part number. Example: 12A-516-700M-AWK*



## DUCT HUNTER™ - 7/16" DIAMETER ROD

### Rigid Frame and Wheel Construction For Maximum Portability

- Drag brake and safety feed eye to control pay out.
- 9" Bending Radius
- 800lb Pull/Tensile Strength
- Traceable fiberglass rod marked every 5 feet
- For use in conduit with an inside diameter 4 inches or larger
- Male end ferrule: 3/8"-16 thread pitch
- Includes End Ferrule and Pulling Eye
- Accessory Kit included
- Dimensions: 48"H x 44"L x 21"W  
(121.9 x 111.8 x 53.3 cm)

Size	Part Number	Replacement Reel
400' x 7/16"	13-716-400M	13-400RRM
500' x 7/16"	13-716-500M	13-500RRM
600' x 7/16"	13-716-600M	13-600RRM
800' x 7/16"	13-716-800M	13-800RRM
1000' x 7/16"	13-716-1000M	13-1000RRM

*To order 7/16" Duct Hunter with All-Terrain Wheels, add AWK to part number. Example: 13-716-400M-AWK*

TO ORDER METRIC MARKED ROD, ADD AN ADDITIONAL "M" TO PART NUMBER WHEN ORDERING. (EXAMPLE, 16-14-300M WOULD BE 16-14-300MM)



## DUCT AND TILE TRACING SYSTEM

### Featuring the McCormick Easy Winder

The Duct and Tile Tracing System is designed to enhance ergonomics, efficiency, and speed by eliminating the need for manual hand-over-hand operation when feeding or retracting a duct hunter from ducts, tiles, or drain lines, and its primary application revolves around tracing and locating drain lines, tiles, culverts, and irrigation lines.

- Improves ergonomics, efficiency, and speed
- Adjustable to both 5/16" and 7/16" diameter rod
- Directly mounts to Jameson Duct Hunter frames constructed with square tubing
- Powered by common variable speed battery or corded drills with 1/2" chucks
- Cushioned roller design that will not damage the rod.
- Allows for standard, manual usage of the Duct Hunter if no drill is available

### System Composition:

Easy Winder by McCormick Equipment, Leader Ball, plus any Duct Hunter™ - 5/16" Traceable Rodders (12A-516-XXX) and Duct Hunter™ - 7/16" Traceable Rodders (13-716-XXX).

**Will not work with units built with a round-tube frame.**

**(15-18-XXX, 15-316-XXX, 16-14-XXX, 12-516-XXX)**



Part Number	Description
DH-EW-K	DH-EW (Easy Winder by McCormick Equipment) with a black phenolic leader ball





## ACCESSORIES



Accessories	Description	1/8" Mini Duct Hunter	3/16" Mini Duct Hunter	1/4" Duct Hunter	5/16" Duct Hunter	7/16" Duct Hunter
Accessory Kit	Canvas Pouch - Roller Guide, End Ferrule, Splice Ferrule, 2 Adhesive, 2 Emery Cloth, Heat Shrink Tubing & Rod Terminal				12-516-AK or 12-516-AK-R	13-716-AK or 13-716-AK-R
	Canvas Pouch - Ball-Nose Spring Leader, End Ferrule, Splice Ferrule, 2 Adhesive, 2 Emery Cloth, Heat Shrink Tubing & Rod Terminal			16-14-AK or 16-14-AK-R		
	Canvas Pouch - Flexible Leader W/Ball, End Ferrule, Splice Ferrule, Pulling Eye, Adhesive, Emery Cloth & Heat Shrink Tubing	15-18-AK or 15-18-AK-R	15-316-AK or 15-316-AK-R			
End Ferrule Repair Kit	End Ferrule, Adhesive, Emery Cloth & Rod Terminal (1/4" & Larger Rod Only)	15-18-146 or 15-18-146-R	15-146 or 15-146-R	16-146 or 16-146-R	12-146 or 12-146-R	13-146 or 13-146-R
Splice Repair Kit	Splice Ferrule, Adhesive, Emery Cloth, Heat Shrink Tubing & Rod Terminal (1/4" & Larger Rod Only)	15-18-140 or 15-18-140-R	15-140 or 15-140-R	16-140 or 16-140-R	12-140 pr 12-140-R	13-140 or 13-140-R
Repair Adhesive	Adhesive, Applicator, Emery Cloth	9-167				
Roller Guide	Guides rod through bends, sweeps, misalignments & wires; Increases contact with pipe on lead end of rod to improve overall signal strength				9-141 or 9-141-R	
Roller Guide with Spring Leader	Heavy-duty spring & chain attached to swiveling roller guide helps guide rod over cables, rough surfaces & pipe joints					
Ball-Nose Spring Leader	Heavy-duty spring & chain with ball nose helps rod move over rough surfaces and pipe joints, 3/8"-16 hole (also fits Buddy rodders with 3/8" & 1/2" rods)			16-169		
	Heavy-duty spring & chain with ball nose helps rod move over rough surfaces and pipe joints, 3/8"-16 hole (also fits Buddy rodders with 3/8" & 1/2" rods)				12-163	
Flexible Leader With Ball	Flexible leader with steel cable and plastic ball helps rod navigate tight bends and pipe joints	15-163				
Swivel Eye	Attaches pull line to rod, swivels				9-139	
Pulling Eye	Attaches pull line to rod, fixed	15-160		16-160		
All Terrain Wheels	Two wheels, spacers, lock collars, axle & hex wrench(fits 12A- and 13- models only)				11A-AWK	11-AWK

\* Items Ending In "-R" Are Provided In Display-Ready Packaging






## SONDE & ADAPTERS

A sonde is a battery-powered locating beacon used to pinpoint rod end. Its signal is detected by a receiver.

Using an adapter, the sonde is attached to the rod ferrule to locate in underground pipes or conduit.

Can be used with Duct Hunter™ Traceable Rodders or Buddy® Rodders.



Type	Part Number	Threads		Fits Sondes:	Fits Jameson Rodders:
		Side A	Side B		
<b>Flexible Spring &amp; Chain Adapters</b>  Double Female  Female & Male	6-169	5/16"-18 female	1/4"-20 male	- Jameson 14-170 - Sondes with 1/4"-20 hole (Subsite)	Easy Buddy® 1/4"
	6-169-M10	5/16"-18 female	M10 female	- Sondes with M10 stud (Vivax-MetroTech)	
	9-169	3/8"-16 female	1/4"-20 male	- Jameson 14-170 - Sondes with 1/4"-20 hole (Subsite)	All Good Buddies Big & Mega Buddy® Duct Hunters™ 3/8" 1/2" 5/16 & 7/16"
	16-168	1/4"-20 female	1/4"-20 male	- Jameson 14-170 - Sondes with 1/4"-20 hole (Subsite)	Mini-Duct Hunters™ Duct Hunter™ Live Tracer™ 1/8" & 3/16" 1/4" 1/4"
<b>Solid Adapters</b>  Double Female  Female & Male	10-170	#12-24 female	1/4"-20 male	- Jameson 14-170 - Sondes with 1/4"-20 hole (Subsite)	Little Buddy® 3/16"
	6-170	5/16"-18 female	1/4"-20 male	- Jameson 14-170 - Sondes with 1/4"-20 hole (Subsite)	Easy Buddy® 1/4"
	9-170	3/8"-16 female	1/4"-20 male	- Jameson 14-170 - Sondes with 1/4"-20 hole (Subsite)	All Good Buddies Big & Mega Buddy Duct Hunters™ 3/8" 1/2" 5/16" & 7/16"
	12-170	3/8"-16 female	M10 female	- Sondes with M10 stud (Vivax-MetroTech)	
	15-165	1/4"-20 female	M5 male	- Sondes with M5 hole (Radio detection S6 micro-Sonde)	Mini-Duct Hunters™ Duct Hunter™ Live Tracer™ 1/8" & 3/16" 1/4" 1/4"
	15-166	1/4"-20 female	M6 male	- Sondes with M6 hole (Radio detection S9 micro-Sonde)	
<b>Sonde</b> 	14-170	1/4"-20 female		- Sonde, operates at 512 HZ, AAA battery included, up to 4 hours continuous use. Trace depths up to 20' (plastic pipe) or 10' (cast iron pipe). 3.25" x .83" dia.	Mini-Duct Hunters™ Duct Hunter™ Live Tracer 1/8" & 3/16" 1/4" 1/4"
	12-165			- Kit: Sonde 14-170 and adapter 9-169	All Good Buddies® Big & Mega Buddy® Duct Hunters™ 3/8" 1/2" 5/16" & 7/16"

## EZ-REEL™ REPLACEMENT ROD ON REEL



Duct Hunter™ Live Tracer



Mini Duct Hunter™



Live Tracer™

### 1/8", 3/16" MINI DUCT HUNTER™ AND LIVE TRACER™

Part Number	Replacement Cartridge	Size
15-18-100RR	Mini Duct Hunter™	1/8" x 100'
15-18-100RR-GL	Live Tracer™ with fixed bullet tip	1/8" x 100'
15-18-100RR-GLFT	Live Tracer™ with fixed flexible tip	1/8" x 100'
15-18-150RR	Mini Duct Hunter™	1/8" x 150'
15-18-150RR-GL	Live Tracer™ with fixed bullet tip	1/8" x 150'
15-18-150RR-GLFT	Live Tracer™ with fixed flexible tip	1/8" x 150'
15-18-200RR	Mini Duct Hunter™	1/8" x 200'
15-18-200RR-GL	Live Tracer™ with fixed bullet tip	1/8" x 200'
15-18-200RR-GLFT	Live Tracer™ with fixed flexible tip	1/8" x 200'
15-18-250RR	Mini Duct Hunter™	1/8" x 250'
15-18-250RR-GL	Live Tracer™ with fixed bullet tip	1/8" x 250'
15-18-250RR-GLFT	Live Tracer™ with fixed flexible tip	1/8" x 250'
15-18-300RR	Mini Duct Hunter™	1/8" x 300'
15-18-300RR-GL	Live Tracer™ with fixed bullet tip	1/8" x 300'
15-18-300RR-GLFT	Live Tracer™ with fixed flexible tip	1/8" x 300'
15-100RR	Mini Duct Hunter™	3/16" x 100'
15-100RR-GL	Live Tracer™ with fixed bullet tip	3/16" x 100'
15-100RR-GLFT	Live Tracer™ with fixed flexible tip	3/16" x 100'
15-150RR	Mini Duct Hunter™	3/16" x 150'
15-150RR-GL	Live Tracer™ with fixed bullet tip	3/16" x 150'
15-150RR-GLFT	Live Tracer™ with fixed flexible tip	3/16" x 150'
15-200RR	Mini Duct Hunter™	3/16" x 200'
15-200RR-GL	Live Tracer™ with fixed bullet tip	3/16" x 200'
15-200RR-GLFT	Live Tracer™ with fixed flexible tip	3/16" x 200'
15-250RR	Mini Duct Hunter™	3/16" x 250'
15-250RR-GL	Live Tracer™ with fixed bullet tip	3/16" x 250'
15-250RR-GLFT	Live Tracer™ with fixed flexible tip	3/16" x 250'
15-300RR	Mini Duct Hunter™	3/16" x 300'
15-300RR-GL	Live Tracer™ with fixed bullet tip	3/16" x 300'
15-300RR-GLFT	Live Tracer™ with fixed flexible tip	3/16" x 300'

### 1/4", 5/16", 7/16" DUCT HUNTER™ AND LIVE TRACER™

Part Number	Replacement Reel		Size
16-300RRM	Duct Hunter™		1/4" x 300'
16-400RRM	Duct Hunter™		1/4" x 400'
16-500RRM	Duct Hunter™		1/4" x 500'
16-600RRM	Duct Hunter™	Live Tracer™	1/4" x 600'
12-300RRM	Duct Hunter™ (26" Dia. Reel)	Live Tracer™ (26" Dia. Reel)	5/16" x 300'
12-400RRM	Duct Hunter™ (26" Dia. Reel)	Live Tracer™ (26" Dia. Reel)	5/16" x 400'
12A-500RRM	Duct Hunter™ (32" Dia. Reel)	Live Tracer™ (32" Dia. Reel)	5/16" x 500'
12A-600RRM	Duct Hunter™ (32" Dia. Reel)	Live Tracer™ (32" Dia. Reel)	5/16" x 600'
12A-700RRM	Duct Hunter™ (32" Dia. Reel)	Live Tracer™ (32" Dia. Reel)	5/16" x 700'
12A-800RRM	Duct Hunter™ (32" Dia. Reel)	Live Tracer™ (32" Dia. Reel)	5/16" x 800'
12A-1200RRM	Duct Hunter™ (32" Dia. Reel)	Live Tracer™ (32" Dia. Reel)	5/16" x 1200'
13-400RRM	Duct Hunter™		7/16" x 400'
13-500RRM	Duct Hunter™		7/16" x 500'
13-600RRM	Duct Hunter™		7/16" x 600'
13-800RRM	Duct Hunter™		7/16" x 800'
13-1000RRM	Duct Hunter™		7/16" x 1000'





## TRACEABLE RODDERS

### LOCATE LIVE GAS & WATER LINES

The Live Tracer is a continuous fiberglass duct rodder with a copper wire embedded in the rod core.

Connecting a signal transmitter to the rod energizes the wire, allowing the user to trace the continuous path of the pipe with a receiver.

Incorporating a Stuffing Box, the Live Tracer™ can trace live gas mains and lines without blow by to 125 PSI.

One person can do the job with minimal or no excavation.

- Trace to depths up to 10'
- Works with any locator set
- No blow-by while feeding rod into live line up to 125 PSI
- Sonde adapters available
- Accessory kit with Stuffing Box included

No Blow-By While Feeding Rod Into Live Line Up To 125 PSI

Less Disruption To Roads And Landscapes

Minimal Pavement Breakage, Excavation And Restoration





# TRACEABLE RODDERS FOR GAS MAINS

Incorporating a stuffing box (included), the Live Tracer™ rod can be inserted without blow-by up to 125 psi. A locator and receiver set are used to energize and trace the path, or a camera is used to inspect gas main.

## Benefits

- No Blow-By While Feeding Rod Into Live Line Up To 125 Psi
- Less Disruption To Roads And Landscapes
- Minimal Pavement Breakage, Excavation And Restoration
- No Service Interruption

## #1 - Choose Preferred Method To Enter Gas Main:

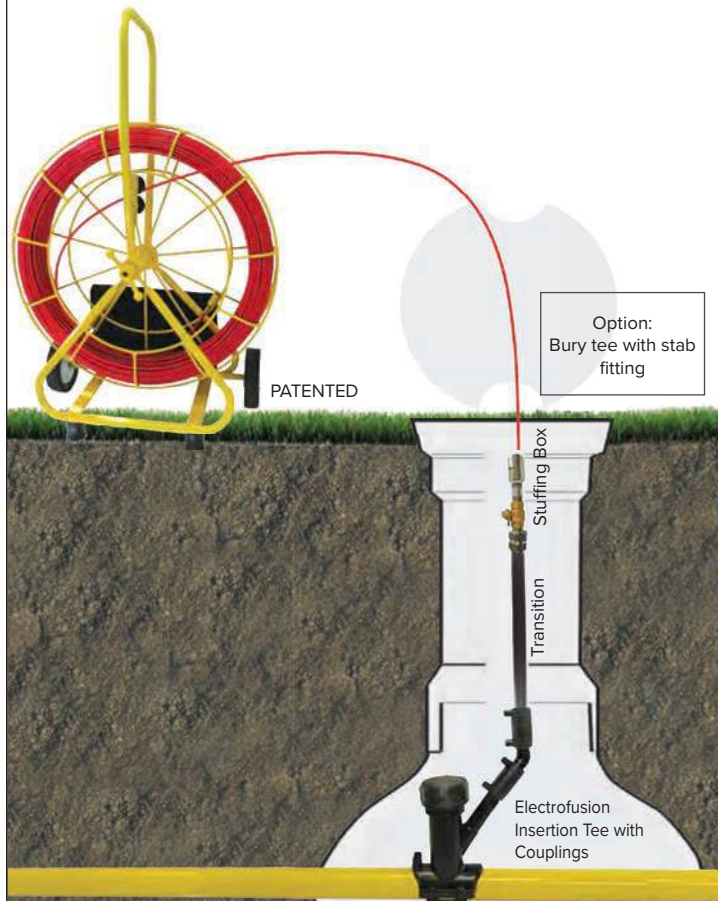
1. Electrofusion Insertion Tees For Tracing Only Or
2. Directional Entry Tool For Tracing & Camera Inspection

## #2 - Choose Live Tracer™ Model And Accessories



### Patented Electrofusion Tee Method

- For tracing only
- Integrated cutter shuts off gas flow for completion process
- Tee is capped and direct buried after use, or
- Valve box and valve can be used for access at later time



### Directional Entry Tool Method

- For tracing or camera inspection
- Swivels to launch in either direction
- Uses commercially available VersaTap EF fittings



## ELECTROFUSION INSERTION TEES & ACCESSORIES

Tees provide an angled entry port to launch traceable rod into PE pipe. Tees have integrated cutter to shut off gas flow when reinserted; assists with completion. Tees can be direct buried or entry port can be taken to grade in a valve box for future access.



Part Number	Accessories	Electrofusion Tees & Accessories For Gas Main Tracing
16-2-TEE	Electrofusion Tees	2" IPS Electrofusion Insertion Tapping Tee, 1" IPS outlet, 4.7mm terminals
16-2-TEE-BX		2" Tee, Box of 15
16-4-TEE		4" IPS Electrofusion Insertion Tapping Tee, 1" IPS outlet, 4.7mm terminals
16-4-TEE-BX		4" Tee, Box of 10
16-6-TEE	Electrofusion Tees	6" IPS Electrofusion Insertion Tapping Tee, 1" IPS outlet, 4.7mm terminals
16-6-TEE-BX		6" Tee, Box of 7
16-1HSCR	Hand Scraper	Prepares pipe surfaces for electrofusion
16-1PSCR	Poly Peeler	Poly Peeler; prepare 1" IPS pipe (DR11); second male for 1" IPS tee outlet (DR7)
16-RSCR	Rotary Peeler	2" IPS Rotary Peeler - Prepares gas main surface for electrofusion
16-2-RSCR-BLADES		Replacement blade set
16-1928-4PEEL		4" IPS Rotary Peeler - Prepares gas main surface for electrofusion
16-1930-6PEEL		6" IPS Rotary Peeler - Prepares gas main surface for electrofusion
16-TC	Test Caps	Apply air to perform leak check after fusion prior to tapping. 1/4" male quick-disconnect fitting.
16-TCG		With gauge to monitor for pressure drop. 1/4" male quick-disconnect fitting.
16-CW	Cap Wrench	Cap Wrench for EF Tees
16-HVTAP	Tap Handles	High Volume Tap Tool with T-Handle for EF Tees
16-HVTTR		High Volume Tap Tool w/Ratchet Drive for EF Tees. Required for 45° elbow on outlet. Ratchet handle not included. 1/2" sq. drive socket
16-EFC-1	1" Coupler	1" IPS to couple transition fitting & elbow to tee outlet. 4.7 mm terminals.
16-EFC-1-CTS		1" CTS to couple 1" CTS transition fitting to tee outlet. 4.7 mm terminals. Use with 16-1-PERED & 16-EFC-1 to fit EF Tee outlet
16-B7105	Transition Fittings	1" IPS x 24" PE transition fitting. 1" NPT bronze male thread, DR11. Connect to tee outlet & mount 1" ball valve & Stuffing Box
16-B7110		1" CTS x 24" PE transition fitting. 1" NPT bronze male thread, .101" wall. Connect to tee outlet & mount 1" ball valve & Stuffing Box
16-1-PERED	1" Reducer	1" IPS to 1" CTS reducer section, PE
16-1520-1CLAMP	Coupler Clamps	For 1" CTS couplers, vise-grip style
16-1525-1CLAMP		For 1" CTS couplers, vise-grip style
16-45ELB	Elbow	1" IPS 45° Elbow, PE. Use to direct transition fitting vertically to grade.

## TRACEABLE RODDERS OVERVIEW



	1/4" Live Tracer™	5/16" Live Tracer™	5/16" Live Tracer™
Applications	Trace Live Gas Mains		
Features	Stuffing Box Attaches To Jameson Electrofusion Tees Or Directional Tool. Rated For 125 PSI With No Blow By. Marked in 5' increments. Metric marked available.		
Lengths Available	600' (183m)	300' - 400' (91.4 - 122m)	500' - 800' (152 - 244m) 1200' (366m)
Recommended Conduit	2" - 4" (50 - 100mm)	4" or larger (100mm)	
Minimum Bend Radius	4" (10.2 cm)	6" (15 cm)	
Pull Strength	400 lbs. (181.0 kg)	500 lbs. (226.2 kg)	
Accessory Kit with Stuffing Box	Included with Live Tracer™ 16-14-SB-KIT	Included with Live Tracer™ 12-516-SB-KIT	
Dimensions	36.25" x 24.0" x 13" (92.1 x 61 x 33 cm)	34.0" x 26.5" x 15.5" (86.4 x 67.3 x 39.4 cm)	40.0" x 32.0" x 18.0" (106 x 81.3 x 45.7 cm)
Weights	28.0 - 39.0 lbs. (12.7 - 17.7 kg)	46.7 - 51.7 lbs. (21.2 - 23.5 kg)	65.0 - 105.0 (29.5 - 47.6 kg)
Male End Ferrule Thread	1/4" - 20	3/8" - 16	



# TRACEABLE RODDERS FOR GAS MAINS



## LIVE TRACER™ – GAS MAINS

### 1/4" Diameter Rod - Lightweight Portable Traceable Rodder

Live Tracer™ Traceable Rodder with an electrofusion insertion tee is designed to locate live gas mains with no blow by connecting a transmitter to the Live Tracer™ to energize the unit with a specific frequency and radiates a signal to the surface where a receiver detects the frequency.

- No blow-by while feeding rod into live main up to 125 PSI
- Less disruption to roads and landscapes
- Minimal pavement breakage, excavation and restoration
- 600 feet of 1/4-inch diameter traceable fiberglass rod marked every 5 feet
- Stuffing Box and Accessory Kit included
- Dimensions: 36.25" x 24.0" x 13"  
(92.1 x 61 x 33 cm)

Size	Part Number	Replacement Reel
600' x 1/4"	16-14-600M-GL	16-600RRM



## LIVE TRACER™ – GAS MAINS

### 5/16" Diameter Flexible Rod

Live Tracer™ Traceable Rodder with an electrofusion insertion tee is designed to locate live gas mains with no blow by connecting a transmitter to the Live Tracer™ to energize the unit with a specific frequency and radiates a signal to the surface where a receiver detects the frequency.

- No blow-by while feeding rod into live main up to 125 PSI
- Less disruption to roads and landscapes
- Minimal pavement breakage, excavation and restoration
- 600 feet of 1/4-inch diameter traceable fiberglass rod marked every 5 feet
- Stuffing Box and Accessory Kit included
- Dimensions: 34.0" x 26.5" x 15.5"  
(86.4 x 67.3 x 39.4 cm)

Size	Part Number	Replacement Reel
300' x 5/16"	12-516-300M-GL	12-300RRM
400' x 5/16"	12-516-400M-GL	12-400RRM



## LIVE TRACER™ – GAS MAINS

### 5/16" Diameter Flexible Rod

Live Tracer™ Traceable Rodder with an electrofusion insertion tee is designed to locate live gas mains with no blow by connecting a transmitter to the Live Tracer™ to energize the unit with a specific frequency and radiates a signal to the surface where a receiver detects the frequency.

- No blow-by while feeding rod into live main up to 125 PSI
- Less disruption to roads and landscapes
- Minimal pavement breakage, excavation and restoration
- 600 feet of 1/4-inch diameter traceable fiberglass rod marked every 5 feet
- Stuffing Box and Accessory Kit included
- Dimensions: 40.0" x 32.0" x 18.0"  
(106 x 81.3 x 45.7 cm)

Size	Part Number	Replacement Reel
500' x 5/16"	12A-516-500M-GL	12A-500RRM
600' x 5/16"	12A-516-600M-GL	12A-600RRM
700' x 5/16"	12A-516-700M-GL	12A-700RRM
800' x 5/16"	12A-516-800M-GL	12A-800RRM
1200' x 5/16"	12A-516-1200M-GL	12A-1200RRM

TO ORDER 5/16" LIVE TRACER® WITH ALL-TERRAIN WHEELS, ADD AWK TO PART NUMBER. EXAMPLE: 12A-516-700M-AWK (12A- AND 13- MODELS ONLY)  
TO ORDER METRIC MARKED ROD, ADD AN ADDITIONAL "M" TO PART NUMBER WHEN ORDERING. (EXAMPLE, 6-14-300M WOULD BE 6-14-300MM)

## ACCESSORIES & REPAIR KITS



Live Tracer™ Accessory Kit With Stuffing Box  
(Included and Sold Separately)

Wipes

Hex Wrench

All-Terrain Wheel



Stuffing Box

O-Rings

Spare Screws

Flexible Tip

Roller Guide

Roller Guide W/Spring Leader

Ball-Nose Spring Leader

Repair Adhesive

Accessories & Repair Kits	Description	1/4" Live Tracer™	5/16" Live Tracer™
Accessory Kit with Stuffing Box	Canvas storage bag, stuffing box, 3 spare screws, 10 spare O-rings, lubricating wipes, hex wrench, ball-nose spring leader, spare end ferrule with adhesive, rod terminal, static grounding cable	16-14-SB-KIT	
	Canvas storage bag, stuffing box, 3 spare screws, 10 spare O-rings, lubricating wipes, hex wrench, ball-nose spring leader, roller guide, spare end ferrule with adhesive, rod terminal, static grounding cable		12-516-SB-KIT
Accessory Kit without Stuffing Box	Accessory Kit for gas main tracer, no stuffing box	16-14-Kit_No SB	
Stuffing Box	Stuffing Box with 6 O-rings, 3 spare screws, 1" NPT pipe nipple	16-SB	12-SB
O-Rings	O-rings for Stuffing Box, 10-Pack	16-170	16-170-516
Spare Screws	Screws for Stuffing Box, 3-Pack	16-172	16-172
Lubricating Wipes	Lubricates rod for easier insertion through stuffing box. Canister of 20 wipes, non-toxic, water-based.	15-WIPE 15-WIPE-B (12 ct. box quantity)	
Hex Wrench	3/16" Ball-nose hex wrench for 1/4" and 5/16" stuffing boxes	16-HW316	
End Ferrule Repair Kit	End ferrule, rod terminal, adhesive, emery cloth	16-146	12-146
Repair Adhesive	Adhesive, Applicator, Emery Cloth	9-167	
Roller Guides	Roller guide helps guide rod over pipe joints and through bends. WILL NOT launch through EF Tees, for use with Directional Tool only.		9-141 or 9-141-R
Roller Guide w/Spring Leader	Heavy-duty spring & chain attached to swiveling roller guide helps guide rod over pipe joints & through bends. WILL NOT launch through EF Tees; use with Directional Tool only.		9-171
Ball-Nose Spring Leader	Heavy-duty spring and chain with ball nose helps rod move over pipe joints and bends, 1/4"-20 hole. Will launch through EF Tees.	16-169	
	Heavy-duty spring & chain with ball nose helps rod move over pipe joints and bends, 3/8"-16 hole (also fits Buddy rodders 3/8" & 1/2" rods.) Will launch through EF Tees.		12-163
All Terrain Wheel Kit	Two wheels, spacers, lock collars, axle & hex wrench (fits 12A - model rodders only)		11A-AWK

\* Items Ending In "-R" Are Provided In Display-Ready Packaging



# TRACEABLE RODDERS FOR GAS MAINS

## DIRECTIONAL ENTRY TOOL

The Jameson Directional Entry Tool enables vertical insertion of tracer rods and cameras into live gas mains, facilitating the difficult first bend at entry.

- Works on live mains with no blow by to 125 PSI
- Works on mains as small as 2"
- Rotates 360° to insert in either direction
- Optimized for use with Jameson 1/4" Live Tracer
- Works with commercially available saddles, valves and tap tools
- Works on PVC, PE, steel and ductile iron mains



Part Number	Description
16-DT-2-C	Directional Entry Tool With Hard Case
16-DT-2-SHOE	Replacement Shoe & Hardware
16-DT-2-REPAIR	Repair Kit: Wheel, 2 Lock Handles, Launch Handle, Launch Collar, 2 Launch Seal, 2 Shaft Collars

**Patented Technology Developed by GTI,  
Licensed by Jameson LLC**

Specifications	
Weight, Tool Only	24.5 lbs.
Weight In Case	50 lbs.
Tool Dimensions	41.3 x 11 x 9.5 in.
Case Dimensions	42 x 13 x 12 in.
Thread size	2" NPT
Tapped hole size	1 3/4"
Pressure Rating	125 PSI
Pipe range	2 IPS - 8 IPS
Tool range	1/4" rodder 10mm camera



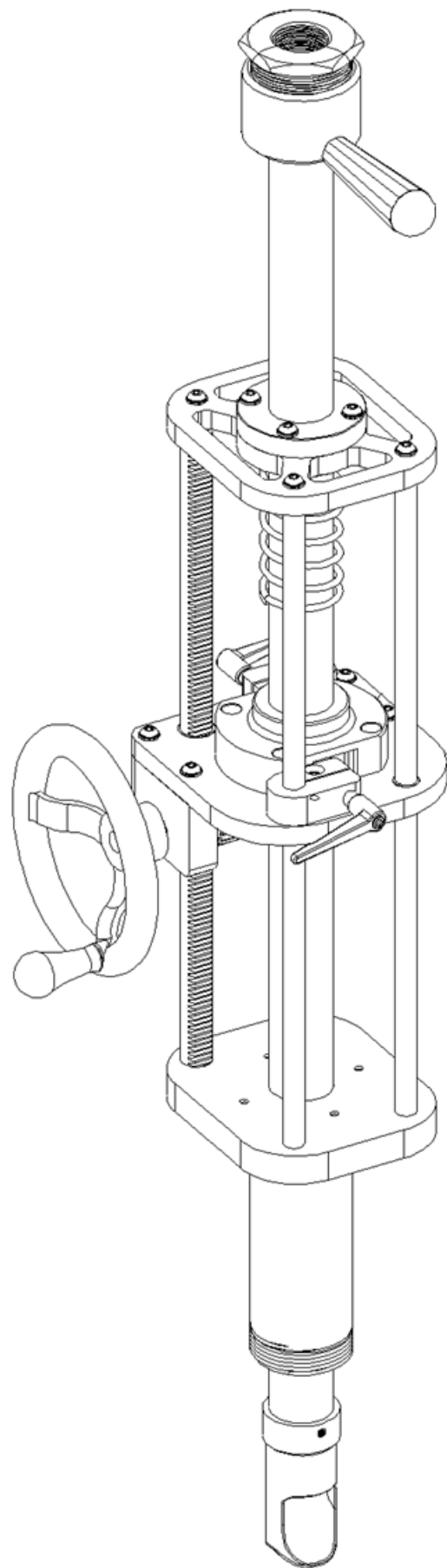
## ACCESSORIES AND SPARE PARTS FROM JAMESON

Part Number	Description
16-14-600-GL	1/4" x 600 ft. Live Tracer traceable rodder for gas mains with stuffing box and accessories
16-14-SB-KIT	Stuffing Box Kit for 1/4" rod (includes bag, spare screws, o-rings and tips, tool adhesive and lubricant)
16-SB	Stuffing Box, for 1/4" rod (included with 16-14-600-GL, 16-14-SB-KIT, or individually)
16-DT-2-REPAIR	Repair Kit for Directional Entry Tool
16-DT-2-SHOE	Spare Shoe
15-WIPE	Lubricated Wipes

## THIRD PARTY ACCESSORIES

The following is a summarized list of accessories in the marketplace compatible for use with Jameson's Directional Entry Tool. Jameson does not make any representation with regards to the quality of any of these products. Jameson has made every effort to make sure the information provided is accurate, but it is subject to change by each manufacturer. Selection of specific accessories is the responsibility of the end user based on the needs and requirements of each job. Please contact your sales representative for help in selecting accessories.

Manufacturer	Part Number	Description
Georg Fischer Central Plastics	360063170	SurTap™ kit (includes valve, hole cutter, coupon removal tool, completion plug installation tool, accessories)
	360064094	Quick Connect adapter for lower end of Jameson Directional Entry Tool
Tellus Underground	TCL-4201	Stuffing Box with split head for camera insertion, 2" NPT. Includes gasket set of your choice.
	CLK-4212	10mm Gasket set
	CLK-4211	Spare Shoe
	CLK-4210	Lubricated Wipes
Hathorn	110002	Key Hole Gas Camera System (requires 10mm gasket set)
T.D. Williamson	09-0758-0000	SHORTCUTT® 500 2" valve
	05-1029-0000	T-101B-XL Drilling Machine
	05-0244-0008-00	1 3/4" Hole Saw



# TRACEABLE RODDERS FOR GAS MAINS

## LIVE TRACER™ FOR GAS & WATER SERVICE LINES

Incorporating a stuffing box (included), the Live Tracer™ rod can be inserted into line without blow-by up to 125 psi. A locator and receiver set are used to energize and trace path.

- No blow-by while feeding rod into live line up to 125 PSI
- Less disruption to roads and landscapes
- Minimal pavement breakage, excavation and restoration



Fiberglass rod with copper core and red polymer jacket



1/8" DIA.



Accessory Kit with Stuffing Box



3/16" DIA.



Accessory Kit with Stuffing Box

	1/8" Live Tracer™ Includes Accessory Kit & Stuffing Box	3/16" Live Tracer™ Includes Accessory Kit & Stuffing Box
Applications	For Service Lines 1/2" To 1" and Tight Bends	For Service Lines 3/4" to 1-1/2"
Features	Trace live gas & water service lines from the meter to the main	
Lengths Available	100' - 300' [30.5 - 91.4m]	100' - 300' [30.5 - 91.4m]
Recommended Conduit	1/2" - 1" [15 - 25mm]	3/4" - 1-1/2" [20 - 40mm]
Minimum Bend Radius	1.75" [4.5 cm]	2.5" [6.4 cm]
Pull Strength	150 lbs. [67.9 kg]	300 lbs. [135.8 kg]
Accessory Kit with Stuffing Box	Included 15-18-SB-KIT	Included 15-316-SB-KIT
Dimensions	22" x 17" x 7" [55.9 x 43.2 x 17.8 cm]	22" x 17" x 7" [55.9 x 43.2 x 17.8 cm]
Weights	11.1 - 15.0 lbs. [5.0 - 6.8 kg]	11.6 - 15.5 lbs. [5.3 - 7.0 kg]



### BULLET TIP

Guides Rod From Riser To Service Transition

Size	Live Tracer with Bullet Tip	Replacement Canister
100' x 1/8"	15-18-100-GL	15-18-100RR-GL
150' x 1/8"	15-18-150-GL	15-18-150RR-GL
200' x 1/8"	15-18-200-GL	15-18-200RR-GL
250' x 1/8"	15-18-250-GL	15-18-250RR-GL
300' x 1/8"	15-18-300-GL	15-18-300RR-GL
100' x 3/16"	15-316-100-GL	15-100RR-GL
150' x 3/16"	15-316-150-GL	15-150RR-GL
200' x 3/16"	15-316-200-GL	15-200RR-GL
250' x 3/16"	15-316-250-GL	15-250RR-GL
300' x 3/16"	15-316-300-GL	15-300RR-GL



### FLEXIBLE TIP

Navigates Difficult Transitions And Stab Fittings; Guides Rod Through Lyco Fittings In 1/2" Pipe.

Size	Live Tracer with Flexible Tip	Replacement Canister
100' x 1/8"	15-18-100-GLFT	15-18-100RR-GLFT
150' x 1/8"	15-18-150-GLFT	15-18-150RR-GLFT
200' x 1/8"	15-18-200-GLFT	15-18-200RR-GLFT
250' x 1/8"	15-18-250-GLFT	15-18-250RR-GLFT
300' x 1/8"	15-18-300-GLFT	15-18-300RR-GLFT
100' x 3/16"	15-316-100-GLFT	15-100RR-GLFT
150' x 3/16"	15-316-150-GLFT	15-150RR-GLFT
200' x 3/16"	15-316-200-GLFT	15-200RR-GLFT
250' x 3/16"	15-316-250-GLFT	15-250RR-GLFT
300' x 3/16"	15-316-300-GLFT	15-300RR-GLFT

## ACCESSORIES & REPAIR KITS



Accessories & Repair Kits	Description	1/8" Live Tracer™	3/16" Live Tracer™
Accessory Kit with Stuffing Box	Canvas storage bag, Stuffing Box, 3 spare screws, 6 spare O-rings, lubricating wipes, hex wrench, spare bullet tip & tapered tip (3/16" kit only) with adhesive, static grounding cable	15-18-SB-KIT	15-316-SB-KIT
Accessory Kit without Stuffing Box	Canvas storage bag, 3 spare screws, 6 spare O-rings, lubricating wipes, hex wrench, spare bullet tip & tapered tip with adhesive, static grounding cable	15-18-KIT_No SB	15-316-KIT_No SB
Lubricating Wipes	Lubricates rod for easier insertion through Stuffing Box. Canister of 20 wipes, non-toxic, water-based	15-WIPE 15-WIPE-B (12 ct. box quantity)	
Hex Wrench	5/32" Ball-nose hex wrench for 1/8" and 3/16" Stuffing Boxes	15-HW532	
Grounding Cables	Grounding clip, gas tracer	15-GC	
Stuffing Box	Stuffing Box with 6 O-rings, 3 spare screws, 3/4" NPT pipe nipple	15-18-SB	15-SB
O-Rings	12-pack of O-rings for Stuffing Box	15-18-170-GW	15-170-GW
Spare Screws	3-pack of screws for Stuffing Box	15-172	
Repair Adhesive	Adhesive, applicator, emery cloth	9-167	
Replacement Terminal	Contact terminal replacement kit. Includes external and internal terminals, end ferrule, adhesive, emery cloth	15-18-LUG	15-LUG
Bullet Tip Repair Kit	Bullet tip, adhesive, emery cloth - guides rod from riser to service transition	15-18-146-GW	15-146-GW
Tapered Tip Repair Kit	Tapered tip, adhesive, emery cloth - guides rod from riser to service transition		15-146-GW-T
Flex Tip Repair Kit	Flex tip, adhesive, emery cloth	15-18-168	15-163GLFT



## LOCATE ENERGIZED CONDUCTIVE PATHS WITH RECEIVERS & TRANSMITTER

Compact, lightweight locators for easy one-hand operation. LCD display and easy-to-operate function keys are conveniently located on wand.

Locate energized conductive paths such as iron, steel and copper water lines, gas lines, tracer wire by plastic pipe, telephone/TV cables and Jameson Duct Hunter™ Traceable Rodders.

### WAND SIGNAL RECEIVER

- Ideal for short runs
- 2 active frequencies
- 2 operating modes: Line tracing (82 kHz) and sonde locating (512 Hz)
- Includes carry case, manual, batteries

Part Number	Description
17-100R	Wand Signal Receiver
17-100RTK	Wand Signal Receiver with Transmitter Kit (17-500T Digital Transmitter)



### CABLE & PIPE LOCATING RECEIVER

- Depth indication with push of a button. Back-lit LCD display.
- 4 active frequencies: 512 Hz, 8 kHz, 33kHz, 82 kHz
- 2 passive frequencies: 60 Hz power & RF
- Operating Modes: Peak, null and sonde
- Includes carry bag, manual, batteries, conductive clips

Part Number	Description
17-300R	Cable & Pipe Precision Locating Receiver Equipped with Rechargeable Battery and a Padded Protective Carrying Case
17-100RTK	Wand Signal Receiver with Transmitter Kit (17-500T Digital Transmitter)



### DIGITAL TRANSMITTER

Digital transmitter energizes conductive paths and supports Jameson's receivers. Includes low frequencies for direct connect long runs, higher frequencies for tracing Duct

Hunter™ rod in plastic pipes or inductive modes.

Lightweight unit features easy-to-read high contrast LCD screen. Includes carrying bag, manual, batteries, ground spike and wire leads.

Part Number	Description
17-500T	Digital Transmitter with Rechargeable Battery and a Padded Protective Carrying Case



### INDUCTIVE COUPLER CLAMP

Use with transmitter to apply signal to cables when direct connection is not possible.

Operational frequency range 8kHz to 82kHz.  
15 ft. cord, 1/4"-20 mounting hole


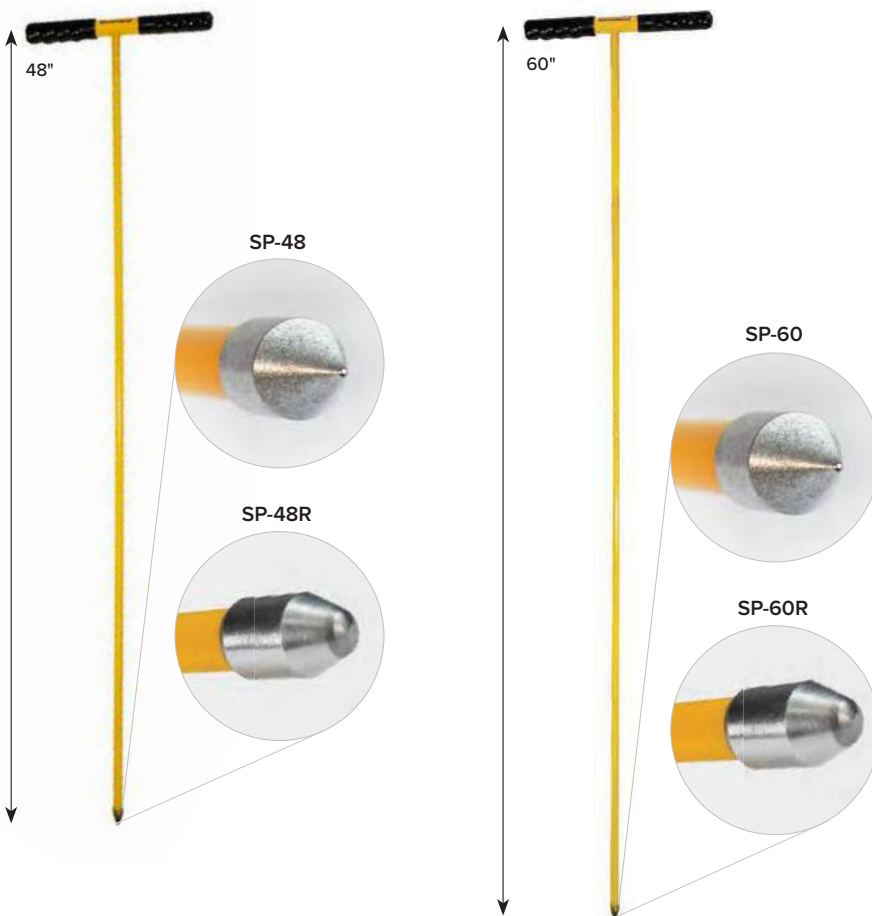
Part Number	Description
17-4HC	Inductive Coupler Clamp




## Soil Probe Locates Underground Utility Boxes, Buried Conduit And Tree Roots

- Solid 1/2" fiberglass rod for increased strength and flexibility
- Double coated PVC grips with finger grooves provide cushioned grip
- Reinforced steel tip to penetrate ground
- Wider, more ergonomic T-handle allows for increased leverage
- The rounded tip is recommended for use on more sensitive applications where there could be risk of damage with the standard pointed tip
- 60" Soil Probe designed for applications that require extended depth or longer reach

Part Number	Description
SP-48	48" T-Bar Soil Probe
SP-48R	48" T-Bar Soil Probe (rounded tip)
SP-60	60" T-Bar Soil Probe
SP-60R	60" T-Bar Soil Probe (rounded tip)







## BUDDY FISH TAPE

### TELECOMMUNICATION & ELECTRICAL WIRING

Since 1980, the Jameson Buddy® System of rodders and fish tapes has evolved to become the most comprehensive in the industry.

Jameson fish tapes feature a round, flexible rod that slides easily over wires in occupied conduit, offering exceptional bending strength for maneuvering tight turns.

- Non-conductive fiberglass rod core with orange polymer jacket
- Smooth, round rod installs easily in empty or occupied conduit
- Round rod bends in all directions, unlike flat steel fish tapes





## BUDDY® FISH TAPE OVERVIEW



	Wee Buddy®		Flex Buddy™ Flexible Steel	Flex Buddy™ Non-Conductive Plastic Tip	Little Buddy®	Microduct Fisher™		
Features	<ul style="list-style-type: none"> <li>• Round rod flexes in all directions and slides easily over wires</li> <li>• Easy-grip canister</li> <li>• Smooth, non-binding payout and return</li> <li>• Snap-on accessory kit</li> </ul>		<ul style="list-style-type: none"> <li>• Polymer Mono-Twist Fish Tape with Flexible Steel Leader Tip</li> </ul>	<ul style="list-style-type: none"> <li>• Polymer Mono-Twist Fish Tape with Non-Conductive Plastic Tip</li> </ul>	<ul style="list-style-type: none"> <li>• Operates vertically or horizontally.</li> <li>• Feed eye and drag brake control payout.</li> </ul>	<ul style="list-style-type: none"> <li>• Low profile pulling eye is permanently mounted.</li> <li>• Moves smoothly in microduct as small as 6mm.</li> </ul>		
			<ul style="list-style-type: none"> <li>• Durable single-strand spiral design for fast low-friction fishing</li> <li>• High-Flex, Non-Kink, Single-Strand Design</li> <li>• Large Comfort-Grip Ergonomic Handle designed for smooth and quick payout</li> </ul>					
Rod Diameter	1/8" (3.2mm)		1/4" (5.5mm)		3/16" (4.8mm)	1/8" (3.2 mm)		
Lengths Available	50-150' (15.2–45.7m)		100-200'(2.54-5.08m)		150-300' (45.7–91.4m)	160'/350' (50.3/106.7m)		
Recommended Conduit	Conduit As Small As 1/2" (16mm)				3/4"–1-1/2" (21–41mm)	Microduct As Small As 6 mm		
Bend Radius	1.5" (38.1mm)		<0.5" (12.5mm)		2.5" (63.5mm)	1.5" (38.1mm)		
Pull Strength	200 Lbs. (90.5kg)		550 lb (250kg)	400 lb (181kg)	300 lbs. (135.7kg)	200 lbs (90.5kg)		
Accessory Kits	Included 8-18-AK	N/A	N/A		Included 10-316-AK	N/A		
Dimensions L x W x H	12.5" x 2.0" (31.8 x 5.1 cm)		22"x17"x2" (55.8x43.2x5cm)		22" x 17" x 7" (55.9 x 43.2 x 17.8 cm)	12.5" x 2.0" (31.8 x 5.1 cm)	20" x 17" x 10.3" (50.8 x 43.2 x 26.2 cm)	22" x 17" x 7" (55.9 x 43.2 x 17.8 cm)
Weights	2.3 - 3.0 lbs.(1.0 - 1.4 kg)		6 - 7.8 lb (2.7 - 3.5 kg)		12.6 - 15.5 lbs. (5.7 - 7.0 kg)	2.4 lbs. (1.1 kg)	10 lbs. (4.5 kg)	11 lbs. (5.0 kg)
End Ferrule	#10-32 Male		#12-24 Male Metal with 6" steel cable leader	#12-24 Male Plastic	#12-24 Male			



## WEE BUDDY® - WITHOUT ACCESSORY KIT

### 1/8" Diameter Rod - Lightweight Portable Fish Tape

Wee Buddy's round rod slides easily over existing wires, especially at bends, with a smooth, non-binding payout and return to canister.

Easy-grip design allows for more efficient pushing and pulling when fishing telecom, voice, data or electrical conduit.

Patented canister features snap-on accessory kit.

- Non-Conductive Fiberglass Rod
- Bend Radius: 1.5"
- 200-lb. pull/tensile strength
- Available With or Without Accessory Kit
- Dimensions: 12.5" Diameter x 2"

Size	Part Number	In Display Package
50' x 1/8"	8-18-50	8-18-50-R
100' x 1/8"	8-18-100	8-18-100-R
150' x 1/8"	8-18-150	8-18-150-R



## WEE BUDDY® - WITH ACCESSORY KIT

### 1/8" Diameter Rod - Lightweight Portable Fish Tape

Wee Buddy's round rod slides easily over existing wires, especially at bends, with a smooth, non-binding payout and return to canister.

Easy-grip design allows for more efficient pushing and pulling when fishing telecom, voice, data or electrical conduit.

Patented canister features snap-on accessory kit.

- Non-Conductive Fiberglass Rod
- Bend Radius: 1.5"
- 200-lb. pull/tensile strength
- Available With or Without Accessory Kit
- Dimensions: 12.5" Diameter x 2"

Size	Part Number	In Display Package
50' x 1/8"	8-18-50K	8-18-50K-R
100' x 1/8"	8-18-100K	8-18-100K-R
150' x 1/8"	8-18-150K	8-18-150K-R



## LITTLE BUDDY®

### 3/16" Diameter Rod - For Conduit 0.75" - 1.5" Diameter

Lightweight, portable unit typically used for running inside and outside conduit drops as well as home drops from the hand-hole box to a building. Also used for light pole and control wiring or walker ducts.

- Operates vertically or horizontally
- Drag brake and safety feed eye control payout
- Non-Conductive Fiberglass Rod
- 3/16" OD Fiberglass Rod
- 2.5" Bending Radius
- 300-lb Pull/Tensile Strength
- Accessory Kit included
- Dimensions: 22" x 17" x 7"

Size	Part Number	In Display Package	Replacement Reel
150' x 3/16"	10-316-150	10-316-150-R	10-150RR
200' x 3/16"	10-316-200	10-316-200-R	10-200RR
250' x 3/16"	10-316-250	10-316-250-R	10-250RR
300' x 3/16"	10-316-300	10-316-300-R	10-300RR

\* Items Ending In "-R" Are Provided In Display-Ready Packaging



## MICRODUCT FISHER™ HANDHELD

### 1/8" Diameter Rod - Lightweight canister with easy-grip design

Microduct Fisher features all fiberglass rod construction for safety and easy handling.

Smooth, round polymer jacket will not nick or scratch fiber or duct wall.

Low profile pulling eye is permanently mounted on rod to move easily in fiber microducts as small as 6 mm, where traditional fish tapes are too large.

- 3.2 mm OD Fiberglass Rod
- 1.5" Bending Radius

Size	Part Number	In Display Package
165' x 1/8"	8-18-165MDR	8-18-165MDR-R



## MICRODUCT FISHER™ II WITH HANDLE

### 1/8" Diameter Rod - Portable Handheld Canister for Easy Transport

Microduct Fisher II ideal for pulling phone wire, network cable or speaker wire through walls, occupied and empty electrical conduit.

- Non-Conductive Fiberglass Rod
- Bend Radius: 1.5"
- Ideal for occupied and empty conduit measuring as small as 6 mm
- The fish tape is designed with a robust brake for controlling the payout speed
- Accessory Kit included
- Dimensions: 22" Diameter x 7"

Size	Part Number	In Display Package	Replacement Reel
350' x 1/8"	10-18-350MDR	10-18-150-MDR-R	10-350RR-MDR



## MICRODUCT FISHER™ II ON STAND

### 1/8" Diameter Rod - For Conduit Measuring as Small as 6 mm

The Microduct Fisher features all fiberglass rod construction for safety and easy handling. Smooth, round polymer jacket will not nick or scratch fiber or duct wall.

- Drag brake and safety feed eye to control pay out.
- 1.5" Bending Radius
- Overall Weight: 16 lbs.
- The fish tape is designed with a robust brake for controlling the payout speed
- Ideal for occupied and empty conduit measuring as small as 6 mm
- Accessory Kit included
- Dimensions: 22" x 17" x 7"

Size	Part Number	In Display Package	Replacement Reel
350' x 1/8"	10-18-350MDRS	10-18-350MDRS-R	10-350RR-MDR

\* Items Ending In "-R" Are Provided In Display-Ready Packaging

Rod is marked in 5' increments. Add 'MM' to part number for metric measure (1m increments)



## ACCESSORIES



Wee Buddy Accessory Kit



Little Buddy Accessory Kit



Pulling Eye



Splice Ferrule



Flexible Spring Leader



Flexible Spring Leaders With Ball



Repair Adhesive & Emery Cloth

Accessories	Description	Wee Buddy®	Little Buddy®	Microduct Fisher®
Wee Buddy Accessory Kit	Plastic Case, Flexible Leaders (2), Pulling Eye (2), Splice Ferrule (2), End Ferrule (2), Adhesive and Emery Cloth	8-18-AK		
Little Buddy Accessory Kit	Flexible Leaders (2), Pulling Eye (2), Splice Ferrule, End Ferrule (2), Adhesive and Emery Cloth		10-316-AK or 10-316-AK-R	
Fixed Pulling Eye	Attach pull line or pulling grip to rod	8-160 or 8-160-R	10-160	
Flexible Leader w/Sm. Tip	Guide rod through bends, sweeps, and misalignments	8-163 or 8-163-R		
Flexible Leader w/Lg. Tip	Guide rod through bends, sweeps, and misalignments	8-162 or 8-162-R	10-163	
Flexible Leader w/Eyelet	Guide rod through bends, sweeps, and misalignments		10-162	
Pulling Eye Repair Kit	Pulling Eye, Adhesive, and Emery Cloth			8-146MDR or 8-146MDR-R
Splice Repair Kit	Splice Ferrule, Adhesive, and Emery Cloth	8-140 or 8-140-R	10-140 or 10-140-R	8-140MDR or 8-140MDR-R
End Ferrule Repair Kit	End Ferrule, Adhesive, and Emery Cloth	8-146 or 8-146-R	10-146	
Repair Adhesive	Adhesive and Emery Cloth	10-167		

## EZ-REEL PRE-LOADED REPLACEMENT ROD ON REEL

### EZ-REEL PRE-LOADED REPLACEMENT ROD ON REEL

Jameson Buddy® Conduit Rodders and Fish Tapes are highly durable, designed for tough job sites. Our repair kits enable customers to splice rods or fix end-fittings to keep their equipment in service. In cases of severe damage, replacing the entire spool may be necessary, but it's a challenging and time-consuming task. In response to customer feedback, Jameson introduced EZ-REEL™ pre-loaded replacement reels, enhancing the speed and safety of replacing damaged rod material.

Size	Part Number	Reel
1/8" x 350'	10-350RR-MDR	Microduct Fisher II
3/16" x 150'	10-150RR	Little Buddy®
3/16" x 200'	10-200RR	Little Buddy®
3/16" x 250'	10-250RR	Little Buddy®
3/16" x 300'	10-300RR	Little Buddy®

\* Items Ending In "-R" Are Provided In Display-Ready Packaging

# flex

## BUDDY™

### POLYMER FISH TAPE

#### Flex Buddy Polymer Fish Tape

- Durable single-strand spiral design for fast low-friction fishings
- Combines the stiffness to push long runs, with the flexibility to handle multiple 90° bends
- Non-conductive polymer material resists kinking for durable long-lasting performance on the job site



## FLEX BUDDY™ FLEXIBLE STEEL TIP

### Polymer Fish Tape with Flexible Steel Leader Tip

Combines the stiffness to push long runs, with the flexibility to handle multiple 90° bends. Non-conductive polymer material resists kinking for durable long-lasting performance on the job site.

- Polymer Mono-Twist Fish Tape with Flexible Steel Leader Tip
- Durable single-strand spiral design for fast low-friction fishing
- High-Flex, Non-Kink, Single-Strand Design
- Large Comfort-Grip Ergonomic Handle designed for smooth and quick payout

Size	Description
5-316-100FST	100' Polymer Mono-Twist Fish Tape with Flexible Steel Leader Tip
5-316-150FST	150' Polymer Mono-Twist Fish Tape with Flexible Steel Leader Tip
5-316-200FST	200' Polymer Mono-Twist Fish Tape with Flexible Steel Leader Tip



## FLEX BUDDY™ NON-CONDUCTIVE PLASTIC TIP

### Polymer Mono-Twist Fish Tape with Non-Conductive Plastic Tip

Combines the stiffness to push long runs, with the flexibility to handle multiple 90° bends. Non-conductive polymer material resists kinking for durable long-lasting performance on the job site.

- Polymer Mono-Twist Fish Tape with Non-Conductive Plastic Tip
- Durable single-strand spiral design for fast low-friction fishing
- High-Flex, Non-Kink, Single-Strand Design
- Large Comfort-Grip Ergonomic Handle designed for smooth and quick payout

Size	Description
5-316-100NCT	100' Polymer Mono-Twist Fish Tape with Non-Conductive Plastic Tip
5-316-150NCT	150' Polymer Mono-Twist Fish Tape with Non-Conductive Plastic Tip
5-316-200NCT	200' Polymer Mono-Twist Fish Tape with Non-Conductive Plastic Tip




\* Electric shock hazard: Do not use near live circuits. Always wear proper PPE when using this product.



## FIBER DRIVER™ WITH AIR BOOST™

Compact Powerhouse for Fast, Efficient FTTH Installations

Part Number	Description
18-FFPC1	Fiber Driver with case 10mm - 18mm
18-FFPC2	Fiber Driver with case 14mm - 1in.
18-FFB	Air Boost
18-FFK1	Fiber Driver with Air Boost
PATENT PENDING	
FP200101	Fiber Driver Conduit Adapter, OD 18mm
FP200102	Fiber Driver Conduit Adapter, OD 16mm
FP200103	Fiber Driver Conduit AdapterR, OD 14mm
FP200104	Fiber Driver Conduit Adapter, OD 12.7mm
FP200105	Fiber Driver Conduit Adapter, OD 10mm
FP200106	FIBER DRIVER CONDUIT ADAPTER, OD 3/4 in.
FP200107	FIBER DRIVER CONDUIT ADAPTER, OD 1 in.
FP200108	FIBER DRIVER CONDUIT ADAPTER, OD 1.325 in.
FP200117	FIBER DRIVER CONDUIT ADAPTER, OD 1.67 in.




## FIBER WINDER

The Fiber Winder is a cable management tool designed to maximize efficiency, keep workspaces organized, and provide a reliable solution for cable-intensive industries. Crafted from high-quality fiber-reinforced nylon, this versatile tool offers durability and functionality across various applications.

- Efficiency: Neatly winds excess cable.
- Compact Design: Holds 200ft., easy removal, and flat storage.
- Durability: High-quality fiber-reinforced nylon.
- Versatility: Ideal for various cables in telecom, construction, etc.

Part Number	Description
18-FW1	Cable Spooling Device
PATENT PENDING	



## SPOOL MULE

The Jameson Spool Mule sets a new cable organization standard with its collapsible design, robust steel construction, and 27" axle for multiple spool use. It accommodates up to 36" diameter spools, saving money and reducing prep work. This versatile tool supports various cables like power, fiber, coax, and Cat-6, with built-in wheels and rubber feet for easy maneuvering without surface damage.

- Load Capacity: 100 lbs.
- 27" axle accommodates multiple spools simultaneously
- Heavy-duty steel frame
- Easy setup and breakdown for transportation

Part Number	Description
RB-36	Spool Mule
PATENT PENDING	





## Glow Fish Rods

### HIGH STRENGTH AND FLEXIBILITY

## GLOW FISH RODS

**NON-CONDUCTIVE  
FIBERGLASS RODS  
FOR INSIDE WIRING**



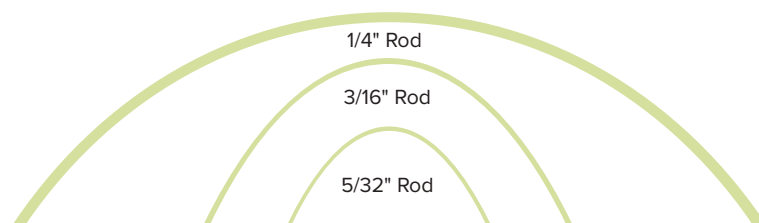
Jameson is the original manufacturer of non-conductive fiberglass glow rods. Kits are perfect for running wire through drop ceilings, attics, floors, walls and crawl spaces. It's high strength and flexibility allows you to handle turns easily without breakage. All of our rods feature the same size threaded ferrules for maximum versatility.

#### CHOOSING A GLOW ROD SIZE FOR YOUR JOB

Flexibility Increases As Rod Diameter Decreases

- 1/4" for long spans requiring greater rigidity  
Minimum Bend Radius: 6" Tensile/Pull Strength: 750 lbs
- 3/16" for short spans or in limited space  
Minimum Bend Radius: 4" Tensile/Pull Strength: 500 lbs
- 5/32" for making tight turns offering extreme flexibility with high strength  
Minimum Bend Radius: 3.5" Tensile/Pull Strength: 300 lbs

Using the same size ferrules (#8-32), different diameter rods can be used together in any combination for ultimate on-the-job customization.





**1/4" DIAMETER GLOW RODS, 12'**

Part Number	Package Length
7-34T	4'
Three 4' x 1/4" Rods. Includes One Bullet Nose with Eyelet, One Hook	



**1/4" DIAMETER GLOW RODS, 18'**

Part Number	Package Length
7-63T	3'
Six 3' x 1/4" Rods. Includes One Bullet Nose with Eyelet, and One Hook	



**1/4" DIAMETER GLOW RODS, 24'**

Part Number	Package Length
7-36-23T	6'
Three 6' x 1/4" Rods, Two 3' x 1/4" Rods. Includes One Bullet Nose with Eyelet, One Hook	



**3/16" DIAMETER GLOW RODS, 10.5'**

Part Number	Package Length
7S-718T	18"
Seven 18" x 3/16" Rods. Includes One Bullet Nose with Eyelet, One Hook	



**3/16" DIAMETER GLOW RODS, 15'**

Part Number	Package Length
7S-35T	5'
Three 5' x 3/16" Rods. Includes One Bullet Nose with Eyelet, One Hook	



**3/16" DIAMETER GLOW RODS, 20'**

Part Number	Package Length
7S-45T	5'
Four 5' x 3/16" Rods. Includes One Bullet Nose with Eyelet, One Hook	



**5/32" DIAMETER GLOW RODS, 6'**

Part Number	Package Length
7SS-6	*
One 6' x 5/32" Rod with Permanently Mounted Bullet Nose with Eyelet On Each End of Rod	
* Single rods shipped with hanging tag, not in clear plastic kit tube	



**5/32" DIAMETER GLOW RODS, 18'**

Part Number	Package Length
7SS-36T	6'
Three 6' x 5/32" Rods. Includes One Bullet Nose with Eyelet, One Hook	



**FLEXI-MAGNET**

Part Number	Description
7-07A	Flexi-Magnet Kit (Retriever and Ball Chain with Ring)
Bendable retriever features a powerful magnetic tip that grabs chain inside wall to pull wire. Includes 10' length of ball chain with ring to hold in place.	





**COMBO GLOW ROD KITS, 30'**

Part Number	Package Length
7S-65K	6'
Six 3/16" x 5' Rods. Includes One Bullet Nose with Eyelet, One Hook, One Whisk, One Ball Chain Bullet Nose	



**COMBO GLOW ROD KITS, 34'**

Part Number	Package Length
7-8VK	6'
Two 1/4" x 6' Rods, Two 3/16" x 5' Rods, and One 5/32" x 6' Rod. Includes One 5/32" x 6' Rod with Permanently Mounted Bullet Eye On Each End, One Hook, and One Whisk	



**COMBO GLOW ROD KITS, 35'**

Part Number	Package Length
7-8-1K	6'
Two 1/4" x 5' Rods, Two 1/4" x 2.5' Rods, Four 3/16" x 5' Rods. Includes Two Bullet Nose with Eyelet, Two Hooks, One Whisk	



**ACCESSORY - BULLET NOSE WITH EYELET**

Part Number	Description
7-00A	Bullet Nose with Eyelet (Attach pull line to rod)



**ACCESSORY - HOOK**

Part Number	Description
7-01A	Hook (Grasp and retrieve)



**ACCESSORY - BULLET NOSE WITH RING**

Part Number	Description
7-02A	Bullet Nose with Ring (Pull line or grab with hook)



**ACCESSORY - WHISK**

Part Number	Description
7-03A	Whisk (Guide rod; avoid obstacles)



**ACCESSORY - BALL CHAIN BULLET NOSE**

Part Number	Description
7-04A	Ball Chain Bullet Nose (Use with Magnet for retrieval)



**ACCESSORY - MAGNET**

Part Number	Description
7-05A	Magnet (Retrieve Ball Chain)



## ACCESSORY - LUMINESCENT WHISK

Part Number	Description
7-08A	For low-light applications. Accepts all Jameson attachments



## ACCESSORY - LED LIGHT TIP

Part Number	Description
7-09A	Omni-directional light illuminates dark spaces



## 7-06AK ACCESSORY KIT 6 PC. Fish Rod Kit

Part Number	Description
7-00A	Bullet Nose with Eyelet (Attach pull line to rod)
7-01A	Hook (Grasp and retrieve)
7-02A	Bullet Nose with Ring (Pull line or grab with hook)
7-03A	Whisk (Guide rod; avoid obstacles)
7-04A	Ball Chain Bullet Nose (Use with Magnet for retrieval)
7-05A	Magnet (Retrieve Ball Chain)



## 7-10AK ACCESSORY KIT 7 PC. Fish Rod Kit

Part Number	Description
7-00A	Bullet Nose with Eyelet (Attach pull line to rod)
7-01A	Hook (Grasp and retrieve)
7-02A	Bullet Nose with Ring (Pull line or grab with hook)
7-04A	Ball Chain Bullet Nose (Use with Magnet for retrieval)
7-05A	Magnet (Retrieve Ball Chain)
7-08A	Luminescent Whisk (For low-light applications. Accepts all Jameson attachments)
7-09A	LED Light Tip (Omni-directional light illuminates dark spaces)



## ACCESSORY - STORAGE CASE

Part Number	Description
7-5B	Fish Rod Rigid Storage Case





**NON-CONDUCTIVE  
FIBERGLASS RODS  
FOR INSIDE WIRING**

Yellow Jacket™ Coated Fish Rods from Jameson are perfect for fishing wire and cable with confidence and ease in any environment. Our tough, durable coated fish rods provide the strength and versatility you need when pulling wire and cable in suspended ceilings, raised floors, attics, crawlspaces, or interior wall cavities.

#### **Splinter Shield™ Protective Coating**


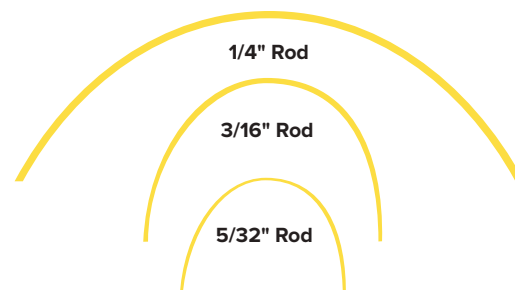
Resists abrasion and eliminates painful fiberglass splinters, allowing better control and glove-free use by installers.

#### **Exceptional Bend Strength**

Fiberglass reinforced polyester core with protective polypropylene coating provides best-in-class bend strength for use in tight bend applications.

#### **Three Available Rod Diameters**

Individual kits and combo kits offer choice of Low, Mid, and High-Flex rod performance.







## LOW-FLEX COATED FISH ROD KITS, 16'

Part Number	Description
7C-82T	16' Low-Flex Fish Rod Kit
(8) 2' Low-Flex Fish Rods, LED Light Tip (7-09A), Hook Tip (7-01A), and Bullet Tip with Eyelet (7-00A)	



## LOW-FLEX COATED FISH ROD KITS, 15'

Part Number	Description
7C-37T	15' Low-Flex Fish Rod Kit
(3) 5' Low-Flex Fish Rods, LED Light Tip (7-09A), Hook Tip (7-01A), and Bullet Tip with Eyelet (7-00A)	



## MID-FLEX COATED FISH ROD KITS, 12'

Part Number	Description
7SC-62T	12' Mid-Flex Fish Rod Kit
(6) 2' Mid-Flex Fish Rods, LED Light Tip (7-09A), Hook Tip (7-01A), and Bullet Tip with Eyelet (7-00A)	



## MID-FLEX COATED FISH ROD KITS, 15'

Part Number	Description
7SC-35T	12' Mid-Flex Fish Rod Kit
(3) 5' Mid-Flex Fish Rods, LED Light Tip (7-09A), Hook Tip (7-01A), and Bullet Tip with Eyelet (7-00A)	



## HIGH-FLEX COATED FISH ROD KITS, 15'

Part Number	Description
7SSC-35T	15' High-Flex Fish Rod Kit
(3) 5' High-Flex Fish Rods, LED Light Tip (7-09A), Hook Tip (7-01A), and Bullet Tip with Eyelet (7-00A)	



## MULTI-FLEX COATED FISH ROD KITS, 25'

Part Number	Description
7C-45-15T	25' Multi-Flex Fish Rod Kit
(4) 5' Low-Flex Fish Rods, (1) 5' Mid-Flex Fish Rod, LED Light Tip (7-09A), Hook Tip (7-01A), and Bullet Tip with Eyelet (7-00A)	




## MULTI-FLEX COATED FISH ROD KITS, 30'

Part Number	Description
7C-30KT	30' Multi-Flex Fish Rod Kit
(2) 5' Low-Flex Fish Rods, (2) 5' Mid-Flex Fish Rods, (2) 5' High-Flex Fish Rods, LED Light Tip (7-09A), Hook Tip (7-01A), Bullet Tip with Eyelet (7-00A), Whisk Tip (7-08A)	



## MULTI-FLEX COATED FISH ROD KITS, 60'

Part Number	Description
7C-60KB	60' Multi-Flex Fish Rod Kit
(6) 5' Low-Flex Fish Rods, (3) 5' Mid-Flex Fish Rods, (3) 5' High-Flex Fish Rods, LED Light Tip (7-09A), Hook Tip (7-01A), Bullet Tip with Eyelet (7-00A), Whisk Tip (7-08A), Magnet Tip (7-05A), Ball Chain Tip (7-04A), and Rigid Nylon Carry Case (7-5B)	



# SCISSORS & KNIVES

**TELECOMMUNICATION  
& ELECTRICAL WIRING**



Jameson remains the leading provider of splicer snips and knives to the telecommunications market.

### SPLICER SNIPS

Precision ground for consistent quality, Jameson scissors are ideal for telecommunication, and electrical wiring jobs.

### SKINNING KNIVES

Straight blade is molded into an easy-grip polymer handle that remains pliable in subzero temperatures. Blade is 20-25% thicker than comparable models.

### LEATHER & PVC TOOL POUCHES

Leather pouches are reinforced with steel rivets for durability. Black PVC pouches will not split or tear with age, remaining flexible even in cold weather.



**ELECTRICIAN SCISSORS, 5-1/4 IN.**

Part Number	Description
32-21NS	Electrician Scissors
32-21NS-R	Electrician Scissors - Retail



**SNIP GRIP® ERGONOMIC HANDLE**

Part Number	Description
32-40	Snip Grip® Ergonomic Handle
32-40-R	Snip Grip® Ergonomic Handle - Retail



**SNIP GRIP® ELECTRICIAN SCISSORS, 5-1/4 IN.**

Part Number	Description
32-41NS	Snip Grip® Electrician Scissors
32-41NS-R	Snip Grip® Electrician Scissors - Retail



**CABLE SPLICER KNIFE, WITH ERGONOMIC HANDLE, 6-1/4 IN.**

Part Number	Description
32-24E	Cable Splicing Knife with Ergonomic Handle, 6-1/4 in.
32-24E-R	Cable Splicing Knife with Ergonomic Handle, 6-1/4 in. - Retail



**CABLE SPLICER KNIFE, STRAIGHT HANDLE**

Part Number	Description
32-24J	Knife with Straight Handle
32-24J-R	Knife with Straight Handle - Retail



**SLOTTED LEATHER POUCH**

Part Number	Description
32-11	Slotted Leather Pouch
32-11-R	Slotted Leather Pouch - Retail



**TUNNEL LOOP LEATHER POUCH**

Part Number	Description
32-11T	Tunnel Loop Leather Pouch
32-11T-R	Tunnel Loop Leather Pouch - Retail



**SLOTTED LEATHER POUCH FOR SCISSORS**

Part Number	Description
32-12	Slotted Leather Pouch for Scissors
32-12-R	Slotted Leather Pouch for Scissors - Retail



**SLOTTED LEATHER POUCH FOR KNIFE**

Part Number	Description
32-25	Slotted Leather Pouch For Knife
32-25-R	Slotted Leather Pouch For Knife - Retail

\* Items Ending In "-R" Are Provided In Display-Ready Packaging



# SPLICER TOOLS



**LOOP LEATHER POUCH**

Part Number	Description
32-15T	Tunnel Loop Leather Pouch Snip Grip® Scissors, and Splicer Knife



**TOOL POUCH ADJUSTABLE BELT**

Part Number	Description
32-30	Tool Pouch Adjustable Belt



**ELECTRICIAN SCISSORS, 5-1/4 IN.**

Part Number	Description
32-12NS	Electrician Splicer Scissors, 5-1/4 in. with Slotted Leather Pouch
Kit Includes: 32-12, 32-21NS	



**SLOTTED LEATHER POUCH WITH KNIFE**

Part Number	Description
32-24P	Slotted Leather Pouch with Knife
HL-BP200	Slotted Leather Pouch with Knife - Retail
Kit Includes: 32-25, 32-24J	



**CABLE SPLICER'S KIT, TUNNEL LOOP LEATHER POUCH (3-PIECE)**

Part Number	Description
32-23NS	Cable Splicer's Kit, Tunnel Loop Leather Pouch (3-Piece)
32-23NS-R	Cable Splicer's Kit, Tunnel Loop Leather Pouch (3-Piece) - Retail
Kit Includes: 32-21NS, 32-11T, 32-24J	



**CABLE SPLICER'S KIT, SLOTTED LEATHER POUCH (3-PIECE)**

Part Number	Description
32-22NS	Cable Splicer's Kit, Slotted Leather Pouch (3-Piece)
Kit Includes: 32-21NS, 32-11, 32-24J	



**CABLE SPLICER'S KIT, TUNNEL LOOP LEATHER POUCH (3-PIECE)**

Part Number	Description
32-43NS	Cable Splicer's Kit, Tunnel Loop Leather Pouch (3-Piece)
32-43NS-R	Cable Splicer's Kit, Tunnel Loop Leather Pouch (3-Piece) - Retail
Kit Includes: 32-41NS, 32-11T, 32-24J	



**CABLE SPLICER'S KIT, SLOTTED LEATHER POUCH (3-PIECE)**

Part Number	Description
32-42NS	Cable Splicer's Kit, Slotted Leather Pouch (3-Piece)
32-42NS-R	Cable Splicer's Kit, Slotted Leather Pouch (3-Piece) - Retail
Kit Includes: 32-41NS, 32-11, 32-24J	



**ELECTRICIAN FIBER OPTIC SCISSORS, 5-1/2 IN.**

Part Number	Description
32-60	Electrician Fiber Optic Scissors, 5-1/2 in.



**TRI-HOLE FIBER OPTIC STRIPPERS**

Part Number	Description
32-FS-375	Tri-Hole Fiber Optic Strippers
32-FS-375-R	Tri-Hole Fiber Optic Strippers - Retail



**3/8 IN. & 7/16 IN. CAN WRENCH  
HEX NUT SOCKET**

Part Number	Description
32-216C	Can Wrench (7/16" & 3/8" Sockets)
32-216C-R	Can Wrench - Retail (3/8" & 7/16" Sockets)



**FIBER STRIPPER & SHEARS KIT (3-PIECE)**

Part Number	Description
32-60-375	Fiber Stripper & Shears Kit (3-Piece)
32-60-375-R	Fiber Stripper & Shears Kit (3-Piece) Retail
Kit Includes: 32-60, 32-14T, 32-FS-375	



**4-PIECE TELECOMMUNICATIONS CABLE  
SPLICER'S KIT**

Part Number	Description
32-16NS-216C	Telecommunications Cable Splicer's Kit (4-Piece)
32-16NS-216C-R	Telecommunications Cable Splicer's Kit (4-Piece) - Retail
Kit Includes: 32-216C, 32-41NS, 32-24J, 32-15T	



**SCISSORS & KNIFE SHARPENER**

Part Number	Description
32-50	Scissors & Knife Sharpener
32-50-R	Scissors & Knife Sharpener - Retail



Part Number	Description
32-70-O	Orange Hawkbill Skinning Knife
Packaged In Custom Box For Hanging Display	



Part Number	Description
32-70-C	Charcoal Hawkbill Skinning Knife
Packaged In Custom Box For Hanging Display	

The Hawkbill skinning knife is ideal for heavy-duty line work. Features a curved, double-edged, ice-tempered blade to easily cut through cable jackets and insulation. The knife has a cushioned, ergonomic handle that features an expanded end to protect from hand slippage. An oversized ring provides added strength and makes it easy to store. Overall measures 10 in. long by 2 in. wide by 3/4 in. tall. Blade measures 3 in.

Hawkbill Skinning Knives Are Provided In Display-Ready Packaging.

## RATCHETING CABLE CUTTER

### Not For Use on ACSR Cable or Steel Wire

The RCC-750 has a ratchet mechanism that has been designed to withstand the stress of 750 MCM copper and aluminum cables (maximum O.D. of 0.866"). The blades have a 100% cutting surface which provides the best possible cutting leverage. A thumb release lever allows the operator to back out of a cut when necessary. A locking mechanism closes the handles for easy storage.

NOTE: DO NOT CUT STEEL

### FEATURES


- Rated for 750MCM
- Thumb lever blade release
- Robust ratchet mechanism

### FEATURES

- Cuts soft copper, aluminum, and multiple conductor cables
- MAX 400mm<sup>2</sup> (AWG 750MCM) ø22
- Weight: 2 lbs.
- **NOT FOR USE ON ACSR CABLE OR STEEL WIRE**

### CUTTING CAPACITIES


- 750 MCM Cu or Al



Part Number	Description
RCC-750	Ratcheting Cable Cutter








# BULLDOG BENDER

**CABLE BENDING  
MADE EASY!**

Bending large gauge electrical cables is difficult, especially in tight spaces. Bulldog Bender gives you the power and leverage to easily install, bend, & terminate cables in service panels, LB conduit bodies, switch gear, motor controls, wireways, and meter bases.

- Four tool sizes cover wide range of cable sizes up to 1000 MCM
- Provides power and leverage to easily install, bend, & terminate cables
- High-strength steel construction and durable powder coat finish ensure long tool-life
- 90° offset dowel orientation allows ease of use in a variety of applications
- Pro Handle with Adapter Bar allows left/right cable bends in tight electrical enclosures
- Knurled and Smooth dowels included for maximum versatility and user preference (Standard Knurled Dowels are factory assembled, with optional Smooth dowels included with each tool.)
- Slim handle allows for easy access into tight spaces
- Work from both ends of the tool handle
- LIFETIME WARRANTY



**BULLDOG BENDER PUP (4/0 AWG)**

Bending large gauge electrical cables is difficult, especially in tight spaces. Bulldog Bender gives you the power and leverage to easily install, bend, & terminate cables in service panels, LB conduit bodies, switch gear, motor controls, wireways, and meter bases. 14" Standard Handle (Smooth Dowels 1.3 lbs.)

Part Number	Description
40	Bulldog Bender™ Pup (4/0 AWG), 14" Standard Handle

**BULLDOG BENDER PUP PRO 2-PIECE SET (4/0 AWG)**

Bending large gauge electrical cables is difficult, especially in tight spaces. Bulldog Bender gives you the power and leverage to easily install, bend, & terminate cables in service panels, LB conduit bodies, switch gear, motor controls, wireways, and meter bases. 2-Piece Set: 14" Pro-Handle (Smooth Dowels 1.4 lbs.) w/11" Adapter Bar (Smooth Dowels 1.1 lbs.)

Part Number	Description
40-2	Bulldog Bender™ Pup (4/0 AWG) 2-pc. Set, 14" Pro-Handle w/11" Adapter Bar



Standard Knurled Dowels are factory assembled, with optional Smooth dowels included with each tool. Bulldog Bender Pup is provided with Smooth Dowels only.

**BULLDOG BENDER PUP 3-PIECE SET (4/0 AWG)**

Bending large gauge electrical cables is difficult, especially in tight spaces. Bulldog Bender gives you the power and leverage to easily install, bend, & terminate cables in service panels, LB conduit bodies, switch gear, motor controls, wireways, and meter bases. 3-Piece Set: 14" Standard Handle (Smooth Dowels 1.3 lbs.) & 14" Pro-Handle (Smooth Dowels 1.4 lbs.) w/11" Adapter Bar (Smooth Dowels 1.1 lbs.)

Part Number	Description
40-3	Bulldog Bender™ Pup (4/0 AWG) 3-pc. Set, 14" Std. Handle & 14" Pro-Handle w/11" Adapter Bar



Standard Knurled Dowels are factory assembled, with optional Smooth dowels included with each tool. Bulldog Bender Pup is provided with Smooth Dowels only.

## BULLDOG BENDER ORIGINAL (500 MCM)

Bending large gauge electrical cables is difficult, especially in tight spaces. Bulldog Bender gives you the power and leverage to easily install, bend, & terminate cables in service panels, LB conduit bodies, switch gear, motor controls, wireways, and meter bases. 18" Standard Handle (Knurled Dowels 2.6 lbs.) (Smooth Dowels 2.5 lbs.)

Part Number	Description
500	Bulldog Bender™ Original (500 MCM), 18" Standard Handle



Standard Knurled Dowels are factory assembled, with optional Smooth dowels included with each tool. Bulldog Bender Pup is provided with Smooth Dowels only.

## BULLDOG BENDER ORIGINAL PRO 2-PIECE SET (500 MCM)

Bending large gauge electrical cables is difficult, especially in tight spaces. Bulldog Bender gives you the power and leverage to easily install, bend, & terminate cables in service panels, LB conduit bodies, switch gear, motor controls, wireways, and meter bases. 2-Piece Set: 18" Pro-Handle, (Knurled Dowels 2.7 lbs.) (Smooth Dowels 2.63 lbs.) w/15" Adapter Bar (Knurled Dowels 2.2 lbs.) (Smooth Dowels 2.1 lbs.)

Part Number	Description
500-2	Bulldog Bender™ Original (500 MCM) 2-pc. Set, 18" Pro-Handle, w/15" Adapter Bar



Standard Knurled Dowels are factory assembled, with optional Smooth dowels included with each tool. Bulldog Bender Pup is provided with Smooth Dowels only.

## BULLDOG BENDER PUP 3-PIECE SET (4/0 AWG)

Bending large gauge electrical cables is difficult, especially in tight spaces. Bulldog Bender gives you the power and leverage to easily install, bend, & terminate cables in service panels, LB conduit bodies, switch gear, motor controls, wireways, and meter bases. 3-Piece Set: 18" Standard Handle (Knurled Dowels 2.6 lbs.) (Smooth Dowels 2.5 lbs.) & 18" Pro-Handle (Knurled Dowels 2.7 lbs.) (Smooth Dowels 2.6 lbs.) w/15" Adapter Bar (Knurled Dowels 2.2 lbs.) (Smooth Dowels 2.1 lbs.)

Part Number	Description
500-3	Bulldog Bender™ Original (500 MCM) 3-pc. Set, 18" Std. Handle & 18" Pro-Handle w/15" Adapter Bar



Standard Knurled Dowels are factory assembled, with optional Smooth dowels included with each tool. Bulldog Bender Pup is provided with Smooth Dowels only.





**BULLDOG BENDER BIG DADDY (750 MCM)**

Bending large gauge electrical cables is difficult, especially in tight spaces. Bulldog Bender gives you the power and leverage to easily install, bend, & terminate cables in service panels, LB conduit bodies, switch gear, motor controls, wireways, and meter bases. 22" Standard Handle (Knurled Dowels 3.2 lbs.) (Smooth Dowels 3.1 lbs)

Part Number	Description
750H	Bulldog Bender™ Big Daddy (750 MCM), 22" Standard Handle



Standard Knurled Dowels are factory assembled, with optional Smooth dowels included with each tool. Bulldog Bender Pup is provided with Smooth Dowels only.




**BULLDOG BENDER BIG DADDY PRO 2-PIECE SET (750 MCM)**

Bending large gauge electrical cables is difficult, especially in tight spaces. Bulldog Bender gives you the power and leverage to easily install, bend, & terminate cables in service panels, LB conduit bodies, switch gear, motor controls, wireways, and meter bases. 2-Piece Set: 18" Pro-Handle (Knurled Dowels 3.4 lbs.) (Smooth Dowels 3.3 lbs.), w/15" Adapter Bar (Knurled Dowels 2.3 lbs.) (Smooth Dowels 2.2 lbs.)

Part Number	Description
750-2	Bulldog Bender™ Big Daddy (750 MCM) 2-pc. Set, 22" Pro-Handle w/15" Adapter Bar



Standard Knurled Dowels are factory assembled, with optional Smooth dowels included with each tool. Bulldog Bender Pup is provided with Smooth Dowels only.



**BULLDOG BENDER BIG DADDY 3-PIECE SET (750 MCM)**

Bending large gauge electrical cables is difficult, especially in tight spaces. Bulldog Bender gives you the power and leverage to easily install, bend, & terminate cables in service panels, LB conduit bodies, switch gear, motor controls, wireways, and meter bases. 3-Piece Set: 22" Standard Handle (Knurled Dowels 3.2 lbs.) (Smooth Dowels 3.1 lbs.) & 22" Pro-Handle (Knurled Dowels 3.4 lbs.) (Smooth Dowels 3.3 lbs.) (Smooth Dowels 3.3 lbs.) w/15" Adapter Bar (Knurled Dowels 2.3 lbs.) (Smooth Dowels 2.2 lbs.)

Part Number	Description
750	Bulldog Bender™ Big Daddy (750 MCM) 3-pc. Set, 22" Std. Handle & 22" Pro-Handle w/15" Adapter Bar



Standard Knurled Dowels are factory assembled, with optional Smooth dowels included with each tool. Bulldog Bender Pup is provided with Smooth Dowels only.

## BULLDOG BENDER T-1000 (1000 MCM)

Bending large gauge electrical cables is difficult, especially in tight spaces. Bulldog Bender gives you the power and leverage to easily install, bend, & terminate cables in service panels, LB conduit bodies, switch gear, motor controls, wireways, and meter bases. 26" Standard Handle (Knurl Dowels 4.9 lbs.) (Smooth Dowels 4.7 lbs.)

Part Number	Description
T-1000H	Bulldog Bender™ T-1000 (1000 MCM), 26" Standard Handle



Standard Knurled Dowels are factory assembled, with optional Smooth dowels included with each tool. Bulldog Bender Pup is provided with Smooth Dowels only.

## BULLDOG BENDER T-1000 PRO 2-PIECE SET (1000 MCM)

Bending large gauge electrical cables is difficult, especially in tight spaces. Bulldog Bender gives you the power and leverage to easily install, bend, & terminate cables in service panels, LB conduit bodies, switch gear, motor controls, wireways, and meter bases. 2-Piece Set: 26" Pro-Handle (Knurled Dowels 3.4 lbs.) (Smooth Dowels 3.3 lbs.) w/18" Adapter Bar (Knurled Dowels 2.3 lbs.) (Smooth Dowels 2.2 lbs.)

Part Number	Description
T-1000-2	Bulldog Bender™ T-1000 (1000 MCM) 2-pc. Set, 26" Pro-Handle w/18" Adapter Bar



Standard Knurled Dowels are factory assembled, with optional Smooth dowels included with each tool. Bulldog Bender Pup is provided with Smooth Dowels only.

## BULLDOG BENDER T-1000 3-PIECE SET (1000 MCM)

Bending large gauge electrical cables is difficult, especially in tight spaces. Bulldog Bender gives you the power and leverage to easily install, bend, & terminate cables in service panels, LB conduit bodies, switch gear, motor controls, wireways, and meter bases. 3-Piece Set: 26" Standard Handle (Knurl Dowels 3.2 lbs.) (Smooth Dowels 3.1 lbs.) & 26" Pro-Handle (Knurl Dowels 3.4 lbs.) (Smooth Dowels 3.3 lbs.) w/18" Adapter Bar (Knurl Dowels 2.3 lbs.) (Smooth Dowels 2.2 lbs.)

Part Number	Description
T-1000	Bulldog Bender™ T-1000 (1000 MCM) 3-pc. Set, 26" Std. Handle & 26" Pro-Handle w/18" Adapter Bar



Standard Knurled Dowels are factory assembled, with optional Smooth dowels included with each tool. Bulldog Bender Pup is provided with Smooth Dowels only.



## INSULATED TOOLS

**MAXIMUM SAFETY.  
MAXIMUM DURABILITY.**

Meets The International Standard For Live Line  
Working IEC 60900:2018 and ASTM F1505



 **1000V**

ITL has over half a century's worth of experience manufacturing quality insulated tools to the highest possible standard.

Our extensive range covers everything from spanners, torque tools and screwdrivers. We draw on our wealth of experience and expertise to make sure we supply customers with the longest lasting, hardest wearing and safest insulated tools in the world.

### **LIFETIME WARRANTY ON TOOL AND INSULATION.**

The only manufacturer to insulate its tools with Nylon Thermoplastic. The strength of our insulation means it will never wear out, giving years of use from your tool which saves on cost and improves time effectiveness.

### **NYLON THERMOPLASTIC INJECTION MOLDING**

Increases tool safety and durability. The unique Nylon Thermoplastic injection molding process leads to a stronger, tougher and safer insulated tool than a PVC dipped or sleeved product.

### **TOOL AND INSULATION BOND AS ONE**

Every tool is 100% inspected - tested to 10,000 volts / rated to 1,000 volts and withstands temperature extremes from -40° F to 158° F (-40° C to 70° C)





## JT-KT-00002 19 PC. Deluxe Utility Tool Kit

Part Number	Description
JT-SD-01860	1/8" x 3" Slotted Terminal Screwdriver
JT-SD-01890	3/16" x 6" Slotted Electrician Screwdriver
JT-SD-01920	1/4" x 6" Electricians Screwdriver
JT-SD-02010	No. 1 x 3" Phillips Screwdriver
JT-SD-02020	No. 2 x 4" Phillips Screwdriver
JT-PL-00021	8" Combination Pliers
JT-PL-00051	6-1/4" Long Nose Pliers
JT-PC-00120	8" Cable Cutter
JT-PC-00101	6-1/4" Side Cutting Pliers
JT-PL-00141	10" Pump Pliers
JT-CT-01830	Cable Jointers Coring Knife
JT-WA-03000	8" Adjustable Wrench
JT-WS-00441	1/2" Open-End Wrench
JT-WS-00460	11/16" Open-End Wrench
JT-WS-00470	3/4" Open-End Wrench
JT-WS-00490	1" Open-End Wrench
JT-WB-01135	1/2" Box Wrench
JT-WB-01137	11/16" Box Wrench
JT-WB-01140	3/4" Box Wrench
JT-TC-03200	Tool Case (Orange)



## JT-KT-00008 12 PC. General Utility Tool Kit in Case

Part Number	Description
JT-PL-00045	9-1/2" Lineman Pliers
JT-PL-00061	8" Long Nose Pliers
JT-PC-00115	7-1/2" Side-Cutting Pliers
JT-SD-01930	1/4" x 4" Slotted Engineers Screwdriver
JT-SD-01940	5/16" x 6" Slotted Engineers Screwdriver
JT-SD-01970	3/8" x 10" Slotted Engineers Screwdriver
JT-TC-03200	Tool Case
JT-SD-02010	No. 1 x 3" Phillips Screwdriver
JT-SD-02020	No. 2 x 4" Phillips Screwdriver
JT-SD-02030	No. 3 x 6" Phillips Screwdriver
JT-PL-00141	10" Pump Pliers
JT-PC-00125	9" Cable Cutter
JT-CT-01830	Cable Jointers Coring Knife



Insulated Tools Are Provided In Display-Ready Packaging



## JT-KT-00004

### 13 PC. Electrician's Kit

Part Number	Description
JT-PL-00045	9-1/2" Lineman Pliers
JT-PL-00061	8" Long Nose Pliers
JT-PC-00111	7" Side Cutting Pliers
JT-PC-00125	9" Cable Cutter
JT-PL-00141	10" Pump Pliers
JT-ND-02305	3/16" Nut Driver
JT-ND-02315	1/4" Nut Driver
JT-SD-01860	3/16" x 4" Slotted Terminal Screwdriver
JT-SD-01870	3/16" x 4" Slotted Terminal Screwdriver
JT-SD-01920	1/4" x 6" Slotted Electricians Screwdriver
JT-SD-02020	No. 2 x 4" Phillips Screwdriver
JT-CT-01830	Cable Jointers Coring Knife
JT-TC-03197	Electrician Tool Pouch
JT-ND-02331	5/16" Nut Driver



## JT-KT-00029

### 29 PC. Maintenance Tool Kit

Part Number	Description
<b>PLIERS</b>	
JT-PL-00021	8" Combination Pliers
JT-PL-00061	8" Long-Nose Pliers
JT-PC-00101	6-1/4" Side Cutting Pliers
<b>OPEN-END WRENCHES</b>	
JT-WS-00430	3/8" Open-End Wrench
JT-WS-00440	7/16" Open-End Wrench
JT-WS-00441	1/2" Open-End Wrench
JT-WS-00450	9/16" Open-End Wrench
JT-WS-00455	5/8" Open-End Wrench
JT-WS-00460	11/16" Open-End Wrench
JT-WS-00470	3/4" Open-End Wrench
JT-SR-01750	1/2" Ratchet Wrench
<b>SCREWDRIVERS</b>	
JT-SD-01860	1/8" x 3" Slotted Terminal Screwdriver
JT-SD-01875	5/32" x 3" Slotted Electrician Screwdriver
JT-SD-01890	5/16" x 6" Slotted Engineer Screwdriver
JT-SD-01940	5/16" x 6" Slotted Engineer Screwdriver
JT-SD-02010	No. 1 x 3" Phillips Screwdriver
JT-SD-02020	No. 2 x 4" Phillips Screwdriver

Part Number	Description
<b>1/2" DRIVE SOCKETS</b>	
JT-SK-01570	3/8" Socket
JT-SK-01580	7/16" Socket
JT-SK-01590	1/2" Socket
JT-SK-01600	9/16" Socket
JT-SK-01610	5/8" Socket
JT-SK-01630	3/4" Socket
JT-SK-02771	3/16" Hex Key Socket
JT-SK-02772	1/4" Hex Key Socket
JT-SK-01760	5" Socket Extension
JT-SK-01770	10" Socket Extension
JT-CT-01830	Cable Jointers Coring Knife
JT-TC-03209	Tool Case

## JT-KT-00007

### 29 PC. Maintenance Tool Kit - Metric



Part Number	Description
<b>PLIERS</b>	
JT-PL-00021	8" Combination Pliers
JT-PC-00101	6-1/4" Side Cutting Nippers
JT-PL-00061	8" Long Nose Pliers
<b>OPEN-END WRENCHES</b>	
JT-WS-00280	10mm Open-End Wrench
JT-WS-00290	11mm Open-End Wrench
JT-WS-00295	12mm Open-End Wrench
JT-WS-00300	13mm Open-End Wrench
JT-WS-00310	14mm Open-End Wrench
JT-WS-00340	17mm Open-End Wrench
JT-WS-00360	19mm Open-End Wrench
JT-SR-01750	1/2" Ratchet Wrench
<b>SCREWDRIVERS</b>	
JT-SD-01860	1/8" x 3" Terminal Screwdriver
JT-SD-01875	5/32" x 3" Electrician Screwdriver
JT-SD-01890	3/16" x 6" Slotted Screwdriver
JT-SD-01940	5/16" x 6" Slotted Screwdriver
JT-SD-02010	JT-SD-02010
JT-SD-02020	JT-SD-02020

Part Number	Description
<b>1/2" DRIVE SOCKETS</b>	
JT-SK-01350	10mm Socket
JT-SK-01360	11mm Socket
JT-SK-01370	12mm Socket
JT-SK-01380	JT-SK-01380
JT-SK-01390	14mm Socket
JT-SK-01420	19mm Socket
JT-SK-01440	17mm Socket
<b>Hex Sockets</b>	
JT-SK-02763	5mm Hex Key Socket
JT-SK-02764	6mm Hex Key Socket
JT-CT-01830	Cable Jointers Coring Knife
JT-TC-03209	Tool Case
JT-SK-01760	5" Socket Extension
JT-SK-01770	10" Socket Extension
JT-CT-01830	Cable Jointers Coring Knife
JT-TC-03209	Tool Case



## JT-KT-00001

### 9 PC. Basic Electrician's Kit

Part Number	Description
JT-PL-00045	9-1/2" Lineman Pliers
JT-PL-00061	8" Long Nose Pliers
JT-PC-00111	7" Side Cutting Pliers
JT-PL-00170	6-1/4" Wire Stripper
JT-SD-01880	3/16" x 3" Electrician Screwdriver
JT-SD-01890	3/16" x 6" Electrician Screwdriver
JT-SD-01920	1/4" x 6" Electrician Screwdriver
JT-SD-02010	No. 1 x 3" Phillips Screwdriver
JT-SD-02020	No. 2 x 4" Phillips Screwdriver



Insulated Tools Are Provided In Display-Ready Packaging





## JT-KT-00003

### 9 PC. Basic Electrician's Robertson Kit

Part Number	Description
JT-PL-00045	9-1/2" Lineman Pliers
JT-PL-00061	8" Long Nose Pliers
JT-PC-00111	7" Side Cutting Pliers
JT-PL-00170	6-1/4" Wire Stripper
JT-SD-01880	3/16" x 3" Electrician Screwdriver
JT-SD-01890	3/16" x 6" Electrician Screwdriver
JT-SD-01920	1/4" x 6" Electrician Screwdriver
JT-SD-02024	No. 1 x 4" Robertson Screwdriver
JT-SD-02025	No. 2 x 4" Robertson Screwdriver



## JT-KT-00005

### 9 PC. General Purpose Tool Kit

Part Number	Description
JT-PL-00021	8" Combination Pliers
JT-PL-00051	6-1/4" Long-Nose Pliers
JT-PC-00120	8" Cable Cutter
JT-WA-03000	8" Adjustable Wrench
JT-TC-03191	12-Pocket Tool Roll
JT-SD-01860	1/8" x 3" Slotted Terminal Screwdriver
JT-SD-01890	3/16" x 6" Slotted Electrician Screwdriver
JT-SD-01920	1/4" x 6" Slotted Electrician Screwdriver
JT-SD-02010	No. 1 x 3" Phillips Screwdriver
JT-SD-02020	No. 2 x 4" Phillips Screwdriver

# INSULATED HAND TOOLS



Part Number	Description
JT-PL-00011	6-1/4" Combination Pliers



Part Number	Description
JT-PL-00021	8" Combination Pliers



Part Number	Description
JT-PL-00031	10" Combination Pliers



Part Number	Description
JT-PL-00045	9-1/2" Lineman Pliers



Part Number	Description
JT-PL-00051	8" Long-Nose Pliers



Part Number	Description
JT-PL-00061	8" Long-Nose Pliers



Part Number	Description
JT-PL-00071	6-1/4" Bent Nose Pliers



Part Number	Description
JT-PL-00141	10" Pump Pliers



Part Number	Description
JT-PL-00151	12" Pump Pliers



Insulated Tools Are Provided In Display-Ready Packaging

# INSULATED HAND TOOLS



Part Number	Description
JT-PL-00161	16" Pump Pliers



Part Number	Description
JT-PC-00101	6-1/4" Combination Pliers



Part Number	Description
JT-PC-00111	7" Side-Cutting Pliers



Part Number	Description
JT-PC-00115	7-1/2" Side-Cutting Pliers



Part Number	Description
JT-PC-00120	1 AWG Standard Wires Dia. 4 AWG Solid Wires Dia.
8" Cable Croppers for Aluminium and Copper Cables only	



Part Number	Description
JT-PC-00125	2 AWG Standard Wires Dia. 1 AWG Solid Wires Dia.
9" Cable Croppers for Aluminium and Copper Cables only	



Part Number	Description
JT-PC-00130	3 AWG Standard Wires Dia. 0 AWG Solid Wires Dia.
10" Cable Croppers for Aluminium and Copper Cables only	



Part Number	Description
JT-PL-00170	6-1/4" Wire Stripper



Part Number	Description
JT-PL-00174	20-10 AWG Solid 22-12 AWG Stranded





## ADJUSTABLE WRENCHES

Part Number	Description
JT-WA-03000	8" Adjustable Wrench
JT-WA-03005	10" Adjustable Wrench
JT-WA-03010	12" Adjustable Wrench
JT-WA-03020	15" Adjustable Wrench



## ADJUSTABLE WRENCH

Part Number	Description
JT-WA-03015	12" Adjustable Hammerhead



## GENERAL PURPOSE OPEN-END WRENCHES

Part Number	Description
JT-WS-00810	3/8" General Purpose
JT-WS-00830	1/2" General Purpose
JT-WS-00850	5/8" General Purpose
JT-WS-00870	3/4" General Purpose



## OPEN-END WRENCHES - STANDARD

Part Number	Description
JT-WS-00430	3/8" Open-End
JT-WS-00440	7/16" Open-End
JT-WS-00441	1/2" Open-End
JT-WS-00450	9/16" Open-End
JT-WS-00455	5/8" Open-End
JT-WS-00460	11/16" Open-End
JT-WS-00470	3/4" Open-End
JT-WS-00480	7/8" Open-End
JT-WS-00490	1" Open-End



## OPEN-END WRENCHES - METRIC

Part Number	Description
JT-WS-00280	10mm Open-End Wrench
JT-WS-00290	11mm Open-End Wrench
JT-WS-00295	12mm Open-End Wrench
JT-WS-00300	13mm Open-End Wrench
JT-WS-00310	14mm Open-End Wrench
JT-WS-00340	17mm Open-End Wrench
JT-WS-00360	19mm Open-End Wrench
JT-WS-00410	24mm Open-End Wrench



## RATCHETING BOX WRENCHES - STANDARD

Part Number	Description
JT-WR-07050	3/8" Ratcheting Box Wrench
JT-WR-07052	1/2" Ratcheting Box Wrench
JT-WR-07053	9/16" Ratcheting Box Wrench
JT-WR-07054	5/8" Ratcheting Box Wrench
JT-WR-07056	3/4" Ratcheting Box Wrench
JT-WR-07058	7/8" Ratcheting Box Wrench
JT-WR-07059	1" Ratcheting Box Wrench



## OPEN-END WRENCHES - METRIC

Part Number	Description
JT-WR-07010	10mm Ratcheting Box Wrench
JT-WR-07013	13mm Ratcheting Box Wrench
JT-WR-07017	17mm Ratcheting Box Wrench
JT-WR-07019	19mm Ratcheting Box Wrench



## BOX WRENCHES

Part Number	Description
JT-WB-01135	1/2" Box Wrench
JT-WB-01137	11/16" Box Wrench
JT-WB-01140	3/4" Box Wrench



## UNIVERSAL HOLDING TOOL

Part Number	Description
JT-WA-03116	Adjustable Universal Holding Tool



Insulated Tools Are Provided In Display-Ready Packaging



## JT-KT-00023

### 12 PC. Deep Socket Set - 1/2" Drive

Part Number	Description
JT-SK-01591	1/2" Deep Socket
JT-SK-01601	9/16" Deep Socket
JT-SK-01611	5/8" Deep Socket
JT-SK-01621	11/16" Deep Socket
JT-SK-01631	3/4" Deep Socket
JT-SK-01641	13/16" Deep Socket
JT-SK-01651	7/8" Deep Socket
JT-SK-01661	15/16" Deep Socket
JT-SK-01671	1" Deep Socket
JT-SR-01750	Ratchet Wrench 1/2" Drive
JT-SK-01760	5" Socket Extension
JT-SK-01770	10" Socket Extension
JT-TC-03223	Tool Case



## JT-KT-03105

### 12 PC. Combination Socket Set - 3/8" Drive

Part Number	Description	Part Number	Description
JT-SK-01716	8mm Socket	JT-SK-01723	3/8" Socket
JT-SK-01718	10mm Socket	JT-SK-01725	1/2" Socket
JT-SK-01720	13mm Socket	JT-SK-01739	3/4" Socket
JT-SK-01730	17mm Socket	JT-SK-01744	7/8" Socket
JT-SK-01740	19mm Socket	JT-SR-01780	Ratchet Wrench 3/8" Drive
JT-SK-01741	20mm Socket	JT-SK-01791	5" Extension Bar
		JT-TC-03215	Tool Case

## JT-KT-03100

### 12 PC. Combination Socket Set - 1/2" Drive

Part Number	Description	Part Number	Description
JT-SK-01330	8mm Socket	JT-SK-01570	3/8" Socket
JT-SK-01350	10mm Socket	JT-SK-01590	1/2" Socket
JT-SK-01380	13mm Socket	JT-SK-01630	3/4" Socket
JT-SK-01420	17mm Socket	JT-SK-01650	7/8" Socket
JT-SK-01440	19mm Socket	JT-SR-01750	Ratchet Wrench 1/2" Drive
JT-SK-01450	20mm Socket	JT-SK-01760	5" Extension Bar
		JT-TC-03202	Tool Case



## JT-KT-03095

### 19 PC. Combination Socket Set - 1/2" Drive

Part Number	Description
JT-SK-01330	8mm Socket
JT-SK-01350	10mm Socket
JT-SK-01380	13mm Socket
JT-SK-01420	17mm Socket
JT-SK-01440	19mm Socket
JT-SK-01450	20mm Socket
JT-SK-01470	22mm Socket
JT-SK-01500	25mm Socket
JT-SK-01570	3/8" Socket
JT-SK-01580	7/16" Socket
JT-SK-01590	1/2" Socket
JT-SK-01600	9/16" Socket
JT-SK-01630	3/4" Socket
JT-SK-01650	7/8" Socket
JT-SK-01660	15/16" Socket
JT-SK-01670	1" Socket
JT-SR-01750	Ratchet Wrench - 1/2" Drive
JT-SK-01760	5" Extension Bar
JT-SK-01770	10" Extension Bar
JT-TC-03201	Tool Case



## JT-KT-00025

### 7 PC. Torque Set - 1/2" Drive

Part Number	Description
JT-SK-01571	3/8" Deep Socket
JT-SK-01581	7/16" Deep Socket
JT-SK-01591	1/2" Deep Socket
JT-SK-01611	5/8" Deep Socket
JT-SK-01631	3/4" Socket
JT-SK-01671	1" Deep Socket
JT-ST-01745	Torque Wrench - 1/2" Drive
JT-TC-04005	Tool Case



Insulated Tools Are Provided In Display-Ready Packaging



# INSULATED HAND TOOLS



## RATCHET WRENCHES

Part Number	Description
JT-SR-01775	Ratchet Wrench 1/4"
JT-SR-01750	Ratchet Wrench 1/2" Drive
JT-SR-01780	Ratchet Wrench 3/8" Drive



## TORQUE WRENCHES

Part Number	Description
JT-ST-01745	Torque Wrench 1/2" Drive Torque Range 12 – 60 N-m (metric) 8 – 44 ft-lbs. (standard)
JT-ST-01765	Torque Wrench 1/4" Drive Torque Range 2 – 12 N-m (metric) 1 – 9 ft-lbs. (standard)
JT-ST-01785	Torque Wrench 3/8" Drive Torque Range 12 – 60 N-m (metric) 8 – 44 ft-lbs. (standard)
JT-ST-01711	Torque Wrench (Short) 3/8" Drive, 5-25 Nm



## SOCKET EXTENSIONS - 1/4" DRIVE

Part Number	Description
JT-SK-01776	2" x 1/4" Drive
JT-SK-01778	6" x 1/4" Drive



## SOCKET EXTENSIONS - 1/2" DRIVE

Part Number	Description
JT-SK-01760	5" x 1/2" Drive
JT-SK-01770	10" x 1/2" Drive



## SOCKET EXTENSIONS - 3/8" DRIVE

Part Number	Description
JT-SK-01790	3" x 3/8" Drive
JT-SK-01791	5" x 3/8" Drive
JT-SK-01792	10" x 3/8" Drive



## SOCKET ADAPTER

Part Number	Description
JT-SK-04401	Socket Adapter 3/8" Female x 1/2" Male



## HEX SOCKETS - 1/2" DRIVE (STANDARD)

Part Number	Description
JT-SK-02771	Hex Key Socket 3/16" x 1/2" Drive
JT-SK-02772	Hex Key Socket 1/4" x 1/2" Drive
JT-SK-02773	Hex Key Socket 5/16" x 1/2" Drive
JT-SK-02774	Hex Key Socket 3/8" x 1/2" Drive
JT-SK-02775	Hex Key Socket 7/16" x 1/2" Drive
JT-SK-02776	Hex Key Socket 1/2" x 1/2" Drive
JT-SK-02777	Hex Key Socket 9/16" x 1/2" Drive
JT-SK-02778	Hex Key Socket 5/8" x 1/2" Drive
JT-SK-02779	Hex Key Socket 3/4" x 1/2" Drive

## HEX SOCKETS - 1/2" DRIVE (METRIC)

Part Number	Description
JT-SK-02763	Hex Key Socket 5mm x 1/2" Drive
JT-SK-02764	Hex Key Socket 6mm x 1/2" Drive

## HEX SOCKETS - 3/8" DRIVE (STANDARD)

Part Number	Description
JT-SK-02753	Hex Key Socket 1/8" x 3/8" Drive
JT-SK-02754	Hex Key Socket 1/4" x 3/8" Drive
JT-SK-02755	Hex Key Socket 5/16" x 3/8" Drive
JT-SK-02756	Hex Key Socket 3/8" x 3/8" Drive
JT-SK-02757	Hex Key Socket 1/2" x 3/8" Drive



## SOCKETS - 3/8" DRIVE Standard

Part Number	Description
JT-SK-01723	Socket 3/8" x 3/8" Drive
JT-SK-01724	Socket 7/16" x 3/8" Drive
JT-SK-01725	Socket 1/2" x 3/8" Drive
JT-SK-01726	Socket 9/16" x 3/8" Drive
JT-SK-01727	Socket 5/8" x 3/8" Drive
JT-SK-01731	Socket 11/16" x 3/8" Drive
JT-SK-01739	Socket 3/4" x 3/8" Drive
JT-SK-01743	Socket 13/16" x 3/8" Drive
JT-SK-01744	Socket 7/8" x 3/8" Drive

### Metric

JT-SK-01716	Socket 8mm x 3/8" Drive
JT-SK-01718	Socket 10mm x 3/8" Drive
JT-SK-01720	Socket 13mm x 3/8" Drive
JT-SK-01730	Socket 17mm x 3/8" Drive
JT-SK-01740	Socket 19mm x 3/8" Drive
JT-SK-01741	Socket 20mm x 3/8" Drive

## SOCKETS - 1/4" DRIVE Metric

JT-SK-07200	Socket 4mm x 1/4" Drive
JT-SK-07202	Socket 5mm x 1/4" Drive
JT-SK-07204	Socket 6mm x 1/4" Drive
JT-SK-07206	Socket 7mm x 1/4" Drive
JT-SK-07208	Socket 8mm x 1/4" Drive
JT-SK-07210	Socket 9mm x 1/4" Drive
JT-SK-07212	Socket 10mm x 1/4" Drive
JT-SK-07214	Socket 11mm x 1/4" Drive
JT-SK-07216	Socket 12mm x 1/4" Drive
JT-SK-07218	Socket 13mm x 1/4" Drive
JT-SK-07220	Socket 14mm x 1/4" Drive

## SOCKETS - 1/2" DRIVE Standard

Part Number	Description
JT-SK-01565	Socket 5/16" x 1/2" Drive
JT-SK-01570	Socket 3/8" x 1/2" Drive
JT-SK-01580	Socket 7/16" x 1/2" Drive
JT-SK-01590	Socket 1/2" x 1/2" Drive
JT-SK-01600	Socket 9/16" x 1/2" Drive
JT-SK-01610	Socket 5/8" x 1/2" Drive
JT-SK-01620	Socket 11/16" x 1/2" Drive
JT-SK-01630	Socket 3/4" x 1/2" Drive
JT-SK-01640	Socket 13/16" x 1/2" Drive
JT-SK-01650	Socket 7/8" x 1/2" Drive
JT-SK-01660	Socket 15/16" x 1/2" Drive
JT-SK-01670	Socket 1" x 1/2" Drive

### Standard - Deep Socket

JT-SK-01571	Socket, Deep, 3/8" x 1/2" Drive
JT-SK-01581	Socket Deep, 7/16" x 1/2" Drive
JT-SK-01591	Socket Deep, 1/2" x 1/2" Drive
JT-SK-01601	Socket Deep, 9/16" x 1/2" Drive
JT-SK-01611	Socket Deep, 5/8" x 1/2" Drive
JT-SK-01621	Socket Deep, 11/16" x 1/2" Drive
JT-SK-01631	Socket Deep, 3/4" x 1/2" Drive
JT-SK-01641	Socket Deep, 13/16" x 1/2" Drive
JT-SK-01651	Socket Deep, 7/8" x 1/2" Drive
JT-SK-01661	Socket Deep, 15/16" x 1/2" Drive
JT-SK-01671	Socket Deep, 1" x 1/2" Drive

### Metric

Part Number	Description
JT-SK-01330	Socket 8mm x 1/2" Drive
JT-SK-01350	Socket 10mm x 1/2" Drive
JT-SK-01360	Socket 11mm x 1/2" Drive
JT-SK-01370	Socket 12mm x 1/2" Drive
JT-SK-01380	Socket 13mm x 1/2" Drive
JT-SK-01390	Socket 14mm x 1/2" Drive
JT-SK-01420	Socket 17mm x 1/2" Drive
JT-SK-01440	Socket 19mm x 1/2" Drive
JT-SK-01450	Socket 20mm x 1/2" Drive
JT-SK-01470	Socket 22mm x 1/2" Drive
JT-SK-01500	Socket 25mm x 1/2" Drive

### Metric - Deep Socket

JT-SK-01381	Socket Deep, 13mm x 1/2" Drive
JT-SK-01385	Socket Deep, 16mm x 1/2" Drive
JT-SK-01421	Socket Deep, 17mm x 1/2" Drive
JT-SK-01425	Socket Deep, 18mm x 1/2" Drive
JT-SK-01495	Socket Deep, 28mm x 1/2" Drive



Insulated Tools Are Provided In Display-Ready Packaging



**JT-KT-00010**  
**9 PC. Screwdriver Set**

Part Number	Description
JT-SD-01880	3/16" x 3" Slotted Electrician Screwdriver 3/16"
JT-SD-01890	3/16" x 6" Slotted Electrician Screwdriver 3/16"
JT-SD-01910	3/16" x 8" Slotted Electrician Screwdriver 3/16"
JT-SD-02010	No. 1 x 3" Phillips Screwdriver
JT-SD-02020	No. 2 x 4" Phillips Screwdriver
JT-SD-02030	No. 3 x 6" Phillips Screwdriver
JT-SD-01930	1/4" x 4" Slotted Engineer Screwdriver
JT-SD-01940	5/16" x 6" Slotted Engineer Screwdriver
JT-SD-01970	3/8" x 10" Slotted Engineer Screwdriver



**JT-KT-02100**  
**6-PC. Screwdriver Set**

Part Number	Description
JT-SD-01860	1/8" x 3" Slotted Terminal Screwdriver
JT-SD-01880	3/16" x 3" Slotted Electrician Screwdriver
JT-SD-01890	3/16" x 6" Slotted Electrician Screwdriver
JT-SD-01940	5/16" x 6" Slotted Engineer Screwdriver
JT-SD-02010	No. 2 x 4" Phillips Screwdriver
JT-TC-03190	8-Pocket Toll Roll



**JT-KT-02150**  
**4-PC. Screwdriver Set**

Part Number	Description
JT-SD-01860	1/8" x 3" Slotted Terminal Screwdriver
JT-SD-01880	3/16" x 3" Slotted Electrician Screwdriver
JT-SD-01890	3/16" x 6" Slotted Electrician Screwdriver
JT-SD-02020	No. 2 x 4" Phillips Screwdriver



**JT-KT-02150**  
**4-PC. Screwdriver Set**

Part Number	Description
JT-SD-01860	1/8" x 3" Slotted Terminal Screwdriver
JT-SD-01880	3/16" x 3" Slotted Electrician Screwdriver
JT-SD-01890	3/16" x 6" Slotted Electrician Screwdriver
JT-SD-02020	No. 2 x 4" Phillips Screwdriver



## SLOTTED SCREWDRIVERS

### Terminal Screwdriver

Part Number	Description
JT-SD-01860	1/8" x 3" Slotted Terminal Screwdriver
JT-SD-01870	1/8" x 4" Slotted Terminal Screwdriver

### Electrician Screwdriver

JT-SD-01875	5/32" x 3" Slotted Electrician Screwdriver
JT-SD-01877	3/16" x 6" x 0.03" Slotted Electrician Screwdriver
JT-SD-01880	3/16" x 3" Slotted Electrician Screwdriver
JT-SD-01890	3/16" x 6" x 0.04" Slotted Electrician Screwdriver
JT-SD-01910	3/16" x 8" Slotted Electrician Screwdriver
JT-SD-01920	1/4" x 6" Slotted Electrician Screwdriver

### Low Profile Electrician Screwdriver

JT-SD-01900	3/16" x 6" Slotted Low Profile Electrician Screwdriver
JT-SD-01950	5/16" x 6" Slotted Low Profile Electrician Screwdriver

### Engineer Screwdriver

JT-SD-01930	1/4" x 4" Slotted Engineer Screwdriver
JT-SD-01940	5/16" x 6" Slotted Engineer Screwdriver
JT-SD-01960	3/8" x 8" Slotted Engineer Screwdriver
JT-SD-01970	3/8" x 10" Slotted Engineer Screwdriver



Low Profile Slotted Screwdriver has smooth design from blade to shaft to avoid "catching."



Standard Screwdriver  
Insulated Shank



Low Profile Screwdriver  
Insulated Shaft

## PHILLIPS SCREWDRIVERS

Part Number	Description
JT-SD-02005	No. 0 x 3" Phillips Screwdriver
JT-SD-02010	No. 1 x 3" Phillips Screwdriver
JT-SD-02020	No. 2 x 4" Phillips Screwdriver
JT-SD-02030	No. 3 x 6" Phillips Screwdriver



## POZIDRIVE SCREWDRIVERS

Part Number	Description
JT-SD-01979	No. 0 x 3" Pozidrive Screwdriver
JT-SD-01980	No. 1 x 5" Pozidrive Screwdriver
JT-SD-01990	No. 2 x 6" Pozidrive Screwdriver



Insulated Tools Are Provided In Display-Ready Packaging



## JT-KT-02295 7-Piece Nut Driver Set

Part Number	Description
JT-ND-02305	3/16" Nut Driver
JT-ND-02315	1/4" Nut Driver
JT-ND-02331	5/16" Nut Driver
JT-ND-02332	11/32" Nut Driver

Part Number	Description
JT-ND-02333	3/8" Nut Driver
JT-ND-02334	7/16" Nut Driver
JT-ND-02335	1/2" Nut Driver

### Nut Drivers - Standard

JT-ND-02305	3/16" Nut Driver
JT-ND-02315	1/4" Nut Driver
JT-ND-02331	5/16" Nut Driver
JT-ND-02332	11/32" Nut Driver
JT-ND-02333	3/8" Nut Driver
JT-ND-02334	7/16" Nut Driver
JT-ND-02335	1/2" Nut Driver
JT-ND-02336	9/16" Nut Driver
JT-ND-02337	5/8" Nut Driver

### Nut Drivers - Metric

JT-ND-02310	5mm Nut Driver
JT-ND-02320	6mm Nut Driver
JT-ND-02250	7mm Nut Driver
JT-ND-02280	8mm Nut Driver
JT-ND-02290	10mm Nut Driver
JT-ND-02341	13mm Nut Driver



## JT-KT-02665 6-Piece T-Handle Hex Key Set - Metric

Part Number	Description
JT-HK-02670	3mm Hex Key
JT-HK-02680	4mm Hex Key
JT-HK-02690	5mm Hex Key
JT-HK-02700	6mm Hex Key
JT-HK-02746	8mm Hex Key
JT-HK-02761	10mm Hex Key

## JT-KT-02667 6-Piece T-Handle Hex Key Set - Standard

Part Number	Description
JT-HK-02710	1/8" Hex Key
JT-HK-02680	5/32" Hex Key
JT-HK-02730	3/16" Hex Key
JT-HK-02740	1/4" Hex Key
JT-HK-02742	5/16" Hex Key
JT-HK-02743	3/8" Hex Key

### T-Handle Hex Key - Standard

JT-HK-02710	1/8" Hex Key"
JT-HK-02680	5/32" Hex Key
JT-HK-02730	3/16" Hex Key
JT-HK-02735	3/16" Hex Key Short
JT-HK-02740	1/4" Hex Key
JT-HK-02742	5/16" Hex Key
JT-HK-02743	3/8" Hex Key
JT-HK-02745	1/2" Hex Key

### T-Handle Hex Key - Metric

JT-HK-02670	3mm Hex Key
JT-HK-02680	4mm Hex Key
JT-HK-02690	5mm Hex Key
JT-HK-02700	6mm Hex Key
JT-HK-02746	8mm Hex Key
JT-HK-02761	10mm Hex Key



## CABLE KNIFE

Part Number	Description
JT-CT-01830	Cable Jointers Knife



## HACKSAW

Part Number	Description
JT-CT-01820	12" Hacksaw
JT-CT-01821	12" x 24 TPI Hacksaw Blades (10 pack)
JT-CT-01822	12" x 14 TPI Hacksaw Blades (10 pack)



## MINI HACKSAW

Part Number	Description
JT-CT-01810	6" Mini Hacksaw
JT-CT-01812	6" Mini Hacksaw Blades (12 pack)



## LONG ARM CUTTERS

Part Number	Description
JT-PC-00136	26" Long Arm Cable Cutter



## MIRROR

Part Number	Description
JT-CT-01850	Inspection Mirror



## TREE PRUNER

Part Number	Description
JT-PC-00172	Tree Pruner, 26"



Insulated Tools Are Provided In Display-Ready Packaging





## LIGHTING SOLUTIONS

### TO MEET THE DIVERSE APPLICATION NEEDS



For over 25 years, Jameson continues to provide an extensive lighting solution to meet the diverse application needs of our customers. As a trusted and reliable source, we provide quality lighting products and a customer-friendly resource in the design and execution for lighting applications.

We strive to provide the best in high quality LED work lights that are flicker-free, and doesn't interfere with tone test equipment. This technology provides intense light in small spaces for electrical and telecommunication rooms, manholes, garages, and other application needs.

In early 2000 our team of engineers revolutionized expeditionary lighting by creating stringable shelter lights that are lightweight, energy efficient, portable and offer easy set up. Our lights are actively used for a wide variety of missions in all branches of the US Military and are an integral part of various shelter programs.

Our LED equipment lights are designed to withstand extreme environmental conditions and operational applications found in mining and construction.

## STUBBY® FLUORESCENT WORK LIGHTS

Compact, High Intensity Lighting For Small Work Spaces

Durability and Performance in Twin Lamp Design

- Twin tube compact fluorescent lamp
- Flexible hanging hook for mounting convenience
- Shock-absorbing handle and end cap combined with shatter-proof tube shield for rugged durability
- IP44 splash proof enclosure
- Damp Location rated
- Service grade rubber cord for ultimate durability and oil resistance
- Remains flexible in cold temps

Electronic Ballast Technology

- Eliminates cumbersome starter canisters
- Reduces heat output
- Flicker free lighting
- Does not interfere with tone test equipment
- Rapid start

### STUBBY® 110 VOLT FLUORESCENT LIGHTS

Part Number	Rated Lamp Power	Cord Length	Weight (Lbs)
31-1325E	13 Watts	25 ft.	2.7
31-1350E	13 Watts	50 ft.	4.5
31-2425E	24 Watts	25 ft.	3.6
31-2450E	24 Watts	50 ft.	5.3
31-3625E	36 Watts	25 ft.	4.0
31-3650E	36 Watts	50 ft.	5.8
31-5025E	50 Watts	25 ft.	4.2
31-5050E	50 Watts	50 ft.	5.9

Available with 25 ft. or 50 ft. Power Cord. NEMA 1-15 plug



Two large, flexible hanging hooks on 24, 36 and 50 watt lights. One hanging hook on 13 watt light.

## STUBBY® LED WORK LIGHTS

Long-Life LED Lighting In A Compact Design

- LED technology for longer life and reduced power consumption
- Compact design for small workspaces
- Flexible hanging hook for convenience
- Shock-absorbing handle and end cap combined with shatterproof tube shield for rugged durability

### STUBBY® 120-240 VAC LED LIGHTS

Part Number	Rated Lamp Power	Cord Length	Weight (Lbs)
31-825-LED	10 Watts	25 ft.	5.0
31-825-LED-R*	10 Watts	25 ft.	5.5
31-850-LED	10 Watts	50 ft.	6.0

Available with 25 ft. or 50 ft. Power Cord



\* Items Ending In "-R" Are Provided In Display-Ready Packaging

## STUBBY® 8 WATT LED 12 VDC (5-14 VDC Range)

Ideal for emergency applications when power is not available; equipment rooms or basements where water is a concern; utility and supervisor vehicles. 10 ft. coil cord and plug adapter.

- Operates off battery pack or direct 12 Volt power source

Part Number	Rated Lamp Power	Cord Length	Weight (Lbs)
31-12VDC-LED	12 Volt (Light Only)	10 ft.	6.9



13 Watts - 15"

## HANDI-LIGHT® FLUORESCENT WORK LIGHTS

### Bright, Durable Workspace Lighting

Convenient Lighting in Single Lamp Design

- Single fluorescent lamp
- Two flexible hanging hooks for convenience
- Shock-absorbing handle and end cap combined with shatter-proof tube shield for rugged durability
- IP44 splash proof enclosure and damp location rated
- Service grade rubber cord for ultimate durability and oil resistance. Remains flexible in cold temperatures.
- 110 Volt

### Electronic Ballast Technology

- Eliminates cumbersome starter canisters
- Reduces heat output
- Flicker free lighting
- Does not interfere with tone test equipment
- Rapid start



15 Watts - 26"

30 Watts - 44"

40 Watts - 56"

### HANDI-LIGHT® 110 VOLT FLUORESCENT LIGHT

Part Number	Rated Lamp Power	Cord Length	Weight (Lbs)
30-1525E	15 Watts	25 ft.	3.3
30-1550E	15 Watts	50 ft.	5.1
30-3025E	30 Watts	25 ft.	4.1
30-3050E	30 Watts	50 ft.	6.0
30-4025E	40 Watts	25 ft.	6.6
30-4050E	40 Watts	50 ft.	8.7

Available with 25 ft. or 50 ft. Power Cord



## HANDI-LIGHT® LED WORK LIGHTS

### Long-Life LED Lighting

#### Portable Work Light with LED Durability

- LED technology for longer life and reduced power consumption
- Two flexible hanging hooks for convenience
- Shock-absorbing handle and end cap combined with shatterproof tube shield for rugged durability
- High color rendering index makes identifying wire colors easier

#### LED Lamp Specifications

- Raw lumens: 1136 lumens
- Color temp: 5000K
- RoHS compliant
- Lamp rated life: 50,000 hours (L70)
- No glass
- Mercury free
- 100% recyclable
- Equivalent light output of 17 Watts, T8 fluorescent
- Suitable for damp locations
- CRI of 85

#### Light Specifications

- Voltage input 120 to 277 VAC
- Amp draw .08A at 120 VAC



Part Number	Rated Lamp Power	Cord Length	Weight (Lbs)
30-925E-LED	9 Watts	25 ft.	3.3
30-925E-LED-R*	9 Watts	25 ft.	3.5
30-950E-LED	9 Watts	50 ft.	4.8

## ACCESSORIES FOR STUBBY® & HANDI-LIGHT®



Part Number	Description
29-01	12 Volt DC Inverter
Operates light off vehicle's 12 Volt DC power source 75 - 100 Wattage Rating	



Part Number	Description
23-15	29 in. Vinyl Carry Bag
23-30	46 in. Vinyl Carry Bag
23-40	50 in. Vinyl Carry Bag
Protects and transports light Available in three lengths	

\* Items Ending In "-R" Are Provided In Display-Ready Packaging

## LED RECHARGEABLE CLAMP LIGHT

### Versatile Clamping/Free-Standing Design

900 lumen portable USB rechargeable work light. Carry it, clamp it, place it anywhere. Ultra-bright wide-angle LED output is perfect for workshop, job site, garage, home, and outdoor recreation use.

- High-performance LED provides 900 lumen wide-angle output
- Lightweight, integrated Li-Ion battery and USB charging provides ultimate portability
- Dual-brightness settings provide up to 7-hour long-lasting run-time
- Versatile clamp-light or free-standing work light design
- Non-marring pads clamp to wood framing, pipes, doors, and more.
- Two-axis rotating head swivels for perfect aiming
- Indoor/Outdoor use, rated IP54 rainproof/dustproof
- Durable impact-resistant design, folds flat for compact storage

Part Number	Description
31-W900-BY	900 lm LED wide-angle clamp light with USB Li-Ion rechargeable battery



Specifications	
Maximum Power	9 Watts
Light Source	LED
Maximum Lumen Output	900
CRI	80
CCT	6500 K
Beam Angle	Wide
Charging Input	5V USB
Run Time	2 hours at 100% (High Mode) 7 hours at 30% (Low Mode)
Charging Time	4.5 hours
Charging Cable	3.0 ft. USB to Micro USB
Housing Material	PC, ABS, PP
Battery type	3.7 V / 4400 mAh
Operating/Charging Temp	-10°C - 40°C (14°F - 104°F)
Dimensions: L x W x D	7.4 x 3.8 x 10.4 in. 189 x 96 x 264 mm
Weight	1.9 lbs (0.85Kg)
Electrical Class	Class III
Ingress Protection	IP54 (dustproof, rainproof)
Impact Rating	IK07

H/VAC-R



TELECOMMUNICATION



NETWORK



ELECTRICAL




## LED RECHARGEABLE HEADLAMP

Rechargeable LED headlamp is versatile and extremely durable. The 31-HDLP Headlamp has 3 different light modes: Flood Light, Spot Light, and Up-Close Light. It is made of impact-resistant materials, which are dust and water resistant, and strong enough for the toughest conditions. The motion-activated sensor allows you to turn the headlamp on and off with a wave of your hand. The Jameson headlamp is perfect for indoor and outdoor work sites, and emergency situations.

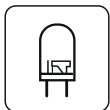
- Lumen Output: 250 / 150 / 120
- 3 Modes: Flood, Spot and Up-Close
- Runtime: Up to 3 hours
- IP65 Dust & Water Resistant Rated
- IK07 Impact Resistant
- Glow-in-the-Dark Reflector illuminates after use for easy locating
- LED Blinks to warn user battery is dying
- Detachable: Can be used as a small hand light or stationary light utilizing magnet
- Comes with 4 hard hat mounting clips



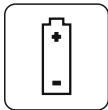
Part Number	Description
31-HDLP	Rechargeable LED Headlamp



Spot: 150 lumen  
Flood: 250 lumen  
Bottom: 120 lumen



Spot: High power LED  
Flood: COB LED  
Bottom: COB LED




3.8V/1600 mAh  
Li-poly




Spot: 2.5h  
Flood: 2.5h  
Bottom: 3h



Charge Time  
2-3h



3.25" x 2.25" x 1.75"



32°F to 110° F



Impact  
Resistance



IP65



0.3 lbs.

### MOTION ACTIVE SENSOR



### GLOW IN THE DARK LOCATOR



### DETACHABLE



### MULTI-MODES





## RECHARGEABLE LED DUAL LASER SPOTLIGHT & FLOOD FLASHLIGHT

Jameson Tactical Lighting has been a trusted partner for over 25 years by the U.S. Military, Law Enforcement, and Emergency Responders. Our Jameson LED Dual Laser Spotlight and Flood Flashlight, with IP66 dust and waterproofing, offers a powerful laser spot (1.5 miles range) and a 1200-lumen floodlight. Its rechargeable battery lasts up to 6 hours, and it's easily charged via USB. The handle includes a user-friendly button and safety lock for brightness control. Trust us for top performance in challenging environments.

- Flood: 1200 Lumen (max)
- Spot: 1.5 miles (max)
- Max operating time: 5h / Flood  
6h / Spot
- Charging Time: 3-4h
- Battery Type: 11.1V 5200mAh Li-ion
- IK07 Impact Resistance
- IP66 Dust & Waterproof



**2YEAR**  
WARRANTY



Scan QR Code  
to learn more

Part Number	UPC	Description
31-L251R	815963011495	Laser Spotlight & Flood Flashlight



8" x 3" x 4.5"




3.3 lbs.



IK07  
Impact Resistance



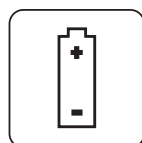
IP66  
Dust & Waterproof




Flood: 1200 lumen  
(max)



Spot: 1.5 miles  
(max)



11.1V/5200mAh  
Li-ion



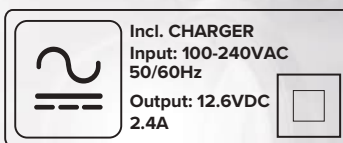
Flood: 5h  
Spot: 6h



Charge Time  
3-4h



14°F to 104°F



Incl. CHARGER  
Input: 100-240VAC  
50/60Hz  
Output: 12.6VDC  
2.4A

**JAMESON**  
TACTICAL LIGHTING  
TACTICAL-LIGHTING.COM



## LED EQUIPMENT AND VEHICLE LIGHTS

### TOUGH LIGHTING FOR TOUGH JOBS

Jameson offers a diverse line of lights to meet the unique applications of our customers.

#### XD EXTREME DUTY LED LIGHTS

Features a rugged design with our highest-shock handling capabilities for extreme environments mining, military, marine or tracked equipment. XD lights carry a five (5) year warranty.

#### HDI HEAVY DUTY ILLUMINATION LED LIGHTS

Make it easier and safer to work at night with the brightness and durability customers require for utility, agriculture, construction, forestry and off-road applications. HDI lights carry a three (3) year warranty.

#### JLITE LED LIGHTS

Offers versatile lighting for a variety of applications, including light construction vehicles, utility trucks, forklifts, ATV's, golf carts, boats and more. JLite comes with a one (1) year warranty.

# REMOTE CONTROL TRUCK WORK LIGHT

## WITH BUILT-IN RECHARGEABLE LI-ION BATTERY

### Features

- Built-in rechargeable Li-ion battery
- Base magnet for temporary mounting
- Removable base for permanent (bolt-on) mounting
- Remote controlled LED lamp with tilt/rotate movement
- 4800 Lumens, Up to 3 hour battery life
- Built-in handle for easy carrying
- 110-VAC (home outlet) connector, for battery charging
- 12VDC (vehicle cigarette outlet) connector, for battery charging and regular use
- Belt pouch for wireless remote control
- 23A (qty 2) batteries for remote control



Wireless remote range is 170' (50m)



Folding Handle with High Impact Housing  
Heat & UV Resistant

Mount to your vehicle and control from a distance for hands-free worksite illumination.

Accurate tilt and rotate movements allow you to aim with confidence

Vehicle connector allows you to use the unit and charge the battery at the same time, so your Work light is always ready.

3-Position Switch  
Wall Charger Port

Built-in magnet will support unit weight in any orientation


Slide the unit out of the base and power with the built-in battery for true wireless use

Built-in rechargeable Li-ion battery

### Application

Utility Truck • Emergency • Marine • Outdoor Recreation


Part Number	Description
31-RCSL1	Remote Control Truck Work light



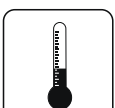
8" x 9" x 10"



7 lbs.



4800 lumen



-15°F to 115°F



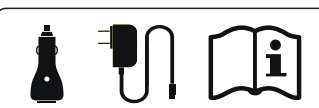
3 H (light only)



11.1V/10Ah  
Li-ion



IP65



Learn more





## XD EXTREME DUTY LED EQUIPMENT LIGHTS

### Rugged Design With Our Highest-Shock Handling Capabilities

Our XD LED Equipment Lights offer the intensity, durability and power needed for heavy equipment in environments with extreme temperatures or high shock and vibration applications.

The XD is preferred for mining, marine or tracked equipment applications.

- 50G HALT testing ensures superior performance under extreme shock and vibration
- Double-bolt XD-Lock™ mounting system isolates housing from mounting bracket for high-frequency vibration dampening
- Housings are machined billet aluminum for optimal thermal transfer, maximizing LED life and efficacy
- Type II anodized aluminum housing for corrosion protection (Mil-A-8625)
- Corrosion resistant stainless steel mounting bracket
- IP69K – Withstands high-temperature/high-pressure water jets
- Advanced thermal management extends LED life at high temperatures and increases effective lumens at low temperatures.
- Zero warm-up for instant-on, flicker-free lighting
- Borosilicate glass lens resists scratches and repels dust
- Energy efficient - Low power consumption provides more lumens per watt compared to HID's
- Reverse polarity protection
- Extreme high and low temperature performance
- Extended Five (5) Year Warranty



Part Number	XD9	XD16	XD32	XD80
Specifications				
Effective Lumens @ 25°C	3000	5900	11800	24800
Number of LEDs	9	16	32	80
Beam Patterns	Spot, Medium, Vertical Elliptical, Horizontal Elliptical, Wide, Trapezoid		Spot, Medium, Wide, Vertical Elliptical, Trapezoid	Spot, Medium, Wide, Horizontal Elliptical, Trapezoid
Shock/Vibration	50G RMS @ 10-10,000 Hz at -40°C (-40°F)			
Ingress Protection	IP69K			
Power	45 Watts	85 Watts	170 Watts	270 Watts
Current	3.8 A @ 12 VDC 1.9 A @ 24 VDC	7.1 A @ 12 VDC 3.5 A @ 24 VDC	14.1 A @ 12 VDC 7.0 A @ 24 VDC	22.5 A @ 12 VDC 11.3 A @ 24 VDC 2.4 A @ 120 VAC
Input Voltage	10-32 VDC			18-32 VDC or 90-277 VAC
Operating Temp	-75°C - 90°C (-103°F - 194°F)			-75°C - 90°C (-103°F - 194°F) DC Version -40°C - 70°C (-40°F - 158°F) AC Version
Color Temp (CCT)	5000K Natural White			
Weight	2.0 lbs (0.9 kg)	3.1 lbs (1.4 kg)	5.3 lbs (2.4 kg)	16.4 lbs (7.4 kg) DC Version 19.5 lbs (8.8 kg) AC Version
Dimensions	5.0 x 4.5 x 3.6 in.	5.6 x 5.2 x 3.9 in.	9.0 x 4.9 x 3.9 in.	19.5 x 6.3 x 6.3 in.
LED Life (L70)	50,000 Hours			
Termination	Chassis Mounted Deutsch	Chassis Mounted Deutsch Chassis Mounted Amphenol	Chassis Mounted Deutsch	Wire Leads

## XD EXTREME DUTY LED EQUIPMENT LIGHTS

### XD Series Ordering Guide - Use Table To Determine Part Number

#### EXAMPLE PART NUMBER: XD9D04510NGDS

XD9 with deutsch connector, 45 watts, 10 volts, natural white LEDs, borosilicate glass lens, double trunnion, spot beam pattern  
(see page 23 for additional information on beam patterns)

XD9	D		045	10		N		G		D		S	
Series	Termination		Power (Watts)	Input Voltage		LED Color		Lens		Mount Style		Beam Pattern	
XD9	D	Deutsch Connector	45	10	10-32VDC	N	Natural White	G	Borosilicate Glass	D	Double Trunnion	S	Spot
												M	Medium
												V	Vertical Elliptical
				18	18-32VDC							H	Horizontal Elliptical
												W	Wide
												T	Trapezoid



**XD9**

XD16	D		085	10		N		G		D		S		
I	I		I	I		I		I		I		I		
Series	Termination		Power (Watts)	Input Voltage		LED Color		Lens		Mount Style		Beam Pattern		
XD16	D	Deutsch Connector	85	10	10-32VDC	N	Natural White	G	Borosilicate Glass	D	Double Trunion	S	Spot	
												M	Medium	
												V	Vertical Elliptical	
	M	Amphenol Connector										H	Horizontal Elliptical	
												W	Wide	
												T	Trapezoid	



**XD16**

XD32	D		170	10		N		G		D		S	
Series	Termination		Power (Watts)	Input Voltage		LED Color		Lens		Mount Style		Beam Pattern	
XD32	D	Deutsch Connector	170	10	10-32VDC	N	Natural White	G	Borosilicate Glass	D	Double Trunnion	S	Spot
												M	Medium
				18	18-32VDC							V	Vertical Elliptical
												W	Wide
												T	Trapezoid



**XD32**

XD80	C		270	18		N		G		D		S	
Series	Termination		Power (Watts)	Input Voltage		LED Color		Lens		Mount Style		Beam Pattern	
XD80	C	Cable Leads	270	18	18-32VDC	N	Natural White	G	Borosilicate Glass	D	Double Trunnion	S	Spot
												M	Medium
												H	Horizontal Elliptical
				AC	90-277VAC							W	Wide
												T	Trapezoid



**XD80**

#### NOTE:

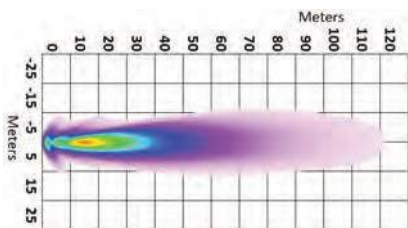
- ALL Deutsch connector versions include mating half Deutsch connector with lead wires.
- XD16 with Amphenol connector does not include mating connector half.

## XD EXTREME DUTY LED EQUIPMENT LIGHTS

### Beam Patterns



**Spot**  
11°

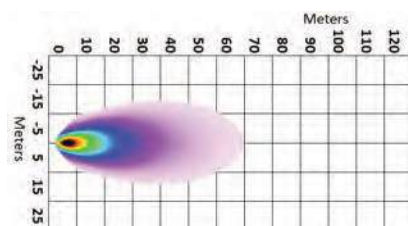


#### Spot

Focused for far field viewing; needed for spot-lighting and high-speed driving. Use on haul trucks and other swift-moving vehicles. Effective for high beam headlight applications.



**Medium**  
26°

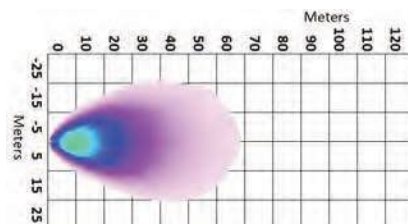


#### Medium

Intermediate distance and area spread for applications requiring more coverage than Spot, but higher illumination than Wide. Can be used on dozers and wheel loaders.



**Horizontal Elliptical**  
36° X 23°

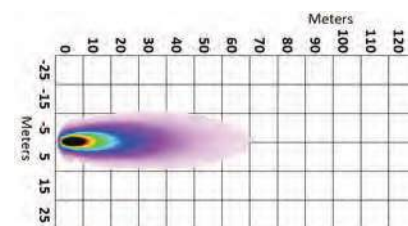


#### Horizontal Elliptical

Sharp horizontal cutoff for driving and operating applications requiring greater distance, minimized light pollution and wide-angle illumination. Use on haul trucks and other vehicles to limit distracting oncoming traffic. Effective for low-beam headlight applications.



**Vertical Elliptical**  
23° X 36°

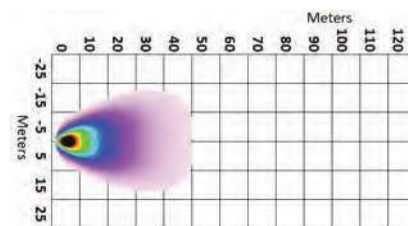


#### Vertical Elliptical

Sharp vertical cutoff for applications requiring large vertical coverage with limited horizontal light pollution and distraction. Illuminates tall surfaces without wasting light horizontally. Use on loaders to illuminate raised buckets while not distracting haul truck drivers.



**Wide**  
46°

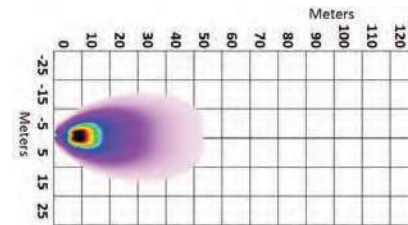


#### Wide Beam

Wide area flood pattern for illuminating large areas. Use on tracked and other slower-moving equipment. Great for general illumination around equipment perimeters, rear and decking.



**Trapezoid**  
25° X 10°



#### Trapezoid

For applications requiring automotive style headlight distribution to reduce glare from oncoming drivers while offering wide area lighting below horizon. Use on haul trucks and other vehicles commonly used in two-way traffic.



## HDI HEAVY DUTY ILLUMINATION LED EQUIPMENT LIGHTS

Making It Brighter, Easier And Safer To Work At Night

HDI LED equipment lights offer the brightness and durability required for the toughest jobs in utility, agriculture, construction, forestry, military and off-road applications.

- Energy-efficient, long-life LEDs (rated 50,000 hours)
- IP68 / IP69K – dust-tight / water-tight, plus withstands high-temperature/high-pressure water jets
- High shock and vibration resistance
- Reverse-voltage protection prevents damage to circuitry
- Rugged die-cast aluminum housing with black e-coat
- Wide operating temperature range
- Automotive optical grade, hard-coated polycarbonate lens
- Versatile hybrid (spot-wide) beam pattern
- Three (3) year warranty



Part Number	HDI-1810-HY	HDI-1812-P-HY	HDI-136-HY-H	HDI-1800-HY	HDI-1812-3000-HY	HDI-1813-HY
-------------	-------------	---------------	--------------	-------------	------------------	-------------

Specifications						
Effective Lumens	1260	1380	1400	2500	3000	5000
Number of LEDs	6	6	6	10	6	22
Beam Pattern	Hybrid (Spot/Wide Beam)					
EMC Rated	EN 13309: 2010			EN 13309: 2010		
Shock/Vibration	5G RMS @ 10-500 Hz			5G RMS @ 10-500 Hz		
Ingress Protection	IP68 and IP69K		IP67	IP68 and IP69K		
Power	14 Watts	14 Watts	12 Watts	22 Watts	33 Watts	50 Watts
Current	1.2 A @ 12 VDC 0.6 A @ 24 VDC	1.2 A @ 12 VDC 0.18 A @ 76 VDC	1.0 A @ 12 VDC 0.5 A @ 24 VDC	1.8 A @ 12 VDC 0.9 A @ 24 VDC	2.75 A @ 12 VDC 1.38 A @ 24 VDC	4.2 A @ 12 VDC 2.2 A @ 24 VDC
Voltage	12-24 VDC	12-30 VDC	12-24 VDC	12-24 VDC	12-24 VDC	12-24 VDC
Operating Temp	-40°C - 60°C (-40°F - 140°F)					
Color Temp (CCT)	5700K Day White					
Weight	1.3 lbs (0.6 kg)	1.6 lbs (0.7 kg)	0.7 lbs (0.3 kg)	2.2 lbs (1.0 kg)	1.6 lbs (0.7 kg)	5.7 lbs (2.6 kg)
Dimensions	3.5 x 3.5 x 2.8 in.	3.9 x 3.9 x 2.5 in.	4.8 x 4.8 x 1.3 in.	4.6 x 4.6 x 2.6 in.	3.9 x 3.9 x 2.5 in.	6.0 x 5.5 x 3.0 in.
Mounting Hardware	Stainless Steel C-Bracket	Stainless Steel U-Bracket	Stainless Steel U-Bracket	Stainless Steel C-Bracket	Stainless Steel U-Bracket	Stainless Steel U-Bracket
Attachment Points	2			4		
Termination	6 in. Wire Leads	Deutsch Connector	6 in. Wire Leads	6 in. Wire Leads	Deutsch Connector	Deutsch Connector

## JLITE LED EQUIPMENT LIGHTS

### Versatile Lighting For A Variety Of Applications

Durable housings, sealed construction and easy-mount brackets make Jameson JLite ideal for a wide variety of general-purpose lighting applications: Construction vehicles, utility trucks, forklifts, ATV's, golf carts, boats and more!

- IP65 – Protected against dust, dirt and low-pressure water jets
- Durable powder-coated die-cast aluminum housing
- Corrosion resistant stainless steel mounting bracket
- Impact resistant polycarbonate lens
- Various beam patterns
- 30,000 hours rated life
- CE and RoHS certifications
- One (1) year warranty



Part Number	JL33C5W	JL11800-FL	JL16C28W	JL13C48W	JL13C65W	JL9C90S	JL9C90W
-------------	---------	------------	----------	----------	----------	---------	---------

Specifications							
Effective Lumens	500	1800	2520	2700	5460	6750	
Number of LEDs	33	8	16	13	13	9	
Beam Patterns	Wide	Flood	Wide	Wide	Wide	Spot	Wide
Ingress Protection	IP65						
Power	5 Watts	18 Watts	28 Watts	30 Watts	65 Watts	90 Watts	
Current	0.4 A @ 12 VDC 0.2 A @ 24 VDC	1.4 A @ 12 VDC 0.7 A @ 24 VDC	2.3 A @ 12 VDC 1.2 A @ 24 VDC	2.5 A @ 12 VDC 1.3 A @ 24 VDC	5.4 A @ 12 VDC 2.7 A @ 24 VDC	6.3 A @ 12 VDC 3.2 A @ 24 VDC	
Voltage	10-30 VDC	12-24 VDC	10-30 VDC				
Operating Temp	-20°C - 50°C (-4°F - 122°F)						
Color Temp (CCT)	6000K Cool White						
Weight	0.2 lbs (0.1 kg)	1.4 lbs (0.6 kg)	0.7 lbs (0.3 kg)	1.1 lbs (0.5 kg)	2.7 lbs (1.2 kg)	6.4 lbs (2.9 kg)	
Dimensions	3.7 x 3.0 x .91 in.	5.6 x 4.0 x 2.3 in.	5.5 x 4.3 x 1.9 in.	5.7 x 4.9 x 2.8 in.	6.5 x 5.6 x 3.7 in.	6.3 x 5.3 x 4.7 in.	
Termination	6 in. Wire Lead with Deutsch Connector (Mating Connector Included)						

### WIRING HARNESSES SOLD SEPARATELY

Part Number	Description
JLWH-DT1	14 ft. Wiring Harness With On/Off Switch & One Deutsch Connector, Battery Ring Terminals
JLWH-DT2	14 ft. Wiring Harness With On/Off Switch & Two Deutsch Connectors, Battery Ring Terminals
JLWH-DT1-CIG	12 ft. Wiring Harness, One Deutsch Connector & 12V Auto Plug Adapter, 10A Fuse
JLWH-DT2-CG	12 ft. Wiring Harness, Two Deutsch Connectors & 12V Auto Plug Adapter, 10A Fuse



## BACK UP ALARMS

### Protection For All Work Environments Day or Night

Back Up Alarms provide essential notification alerting the presence of nearby work vehicles. Vehicles equipped with Back-Up Alarms help reduce liability and create a safer work environment around the clock.

#### Applications include:

- Service/Fleet Vehicles
- Utility Trucks
- Delivery Trucks
- Tractor-Trailers
- Construction Vehicles
- Fork-Lifts
- Heavy Equipment

#### BACK-UP ALARM

Part Number	BA-151008
Lumens	N/A
Operating Voltage	12-24 VDC
Temperature Range	-30°C - 55°C (-22°F - 131°F)
Ingress Protection	IP68 / IP69K
SAE/DOT Noise Compliant	SAE J994
Weight	0.5 lbs (0.2 kg)
Dimensions	3.3 x 2.7 x 1.6 in.
Housing	Glass Filled Nylon
Mounting	Horizontal or Vertical
Lens	N/A
Connection	Terminal Studs
SAE/DOT Noise Compliant: Meets SAE J994	



BA-151008

- Loud 97dB audible alarm
- Reverse polarity voltage protection
- Corrosion-resistant design for heavy-duty applications
- Epoxy encapsulated - protected against dust, water and vibration

#### LED STROBE BACK-UP ALARM

Part Number	BA-152051
Lumens	200
Operating Voltage	12-24 VDC
Temperature Range	-40°C - 85°C (-40°F - 185°F)
Ingress Protection	IP68 / IP69K
SAE/DOT Noise Compliant	SAE J994
Weight	0.4 lbs (0.2 kg)
Dimensions	3.2 x 4.0 x 1.7 in.
Housing	ABS Plastic
Mounting	Horizontal or Vertical
Lens	Optical Grade Acrylic
Connection	Wire Leads
SAE/DOT Noise Compliant: Meets SAE J994	



BA-152051

- Loud 97dB audible alarm
- Bright 200 lumen flashing amber LEDs
- High-visibility wrap-around lens for >180° field-of-view
- Multi-function operation, including Night-Silent for use in sound sensitive areas
- Corrosion-resistant design for heavy-duty applications
- Epoxy encapsulated - protected against dust, water and vibration



## ML MARKER LIGHTS

### High Visibility Brake Lights & Tail Lights For Extreme Environments

Our ML Marker Lights penetrate thick layers of dust or mud buildup, fog, snow and rain to provide high visibility of heavy equipment or vehicles.

Featuring the same robust protection and reliable circuits as the XD lights, ML Marker Lights are fully encapsulated for waterproofing and feature a hardened borosilicate lens.


- Type III Anodized Chassis for corrosion resistance
- Fully Encapsulated PCB prevents ingress of dust and water
- Low Power Consumption
- Thermal Management prolongs life and boosts output
- Reverse Polarity
- Wide Voltage Input Range
- Dimmable feature allows use as turn signal or brake light



ML24-R-SM

#### RED LEDS

Part Number	ML24-R-SM
LED Options	DOT Red
Max Power	8-20 Watts
Operating Voltage	10-32 VDC
Raw Lumens	1,340
Effective Lumens	1,206
Current @28VDC	<700mA
Ingress Protection	IP69K
Lifetime (hrs)	50,000
Weight	1.2 lbs

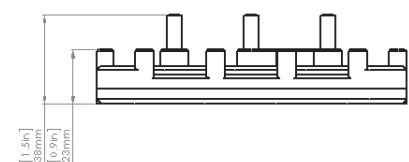
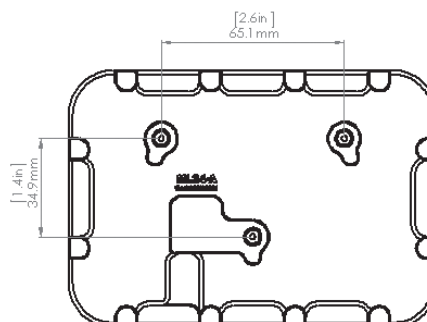
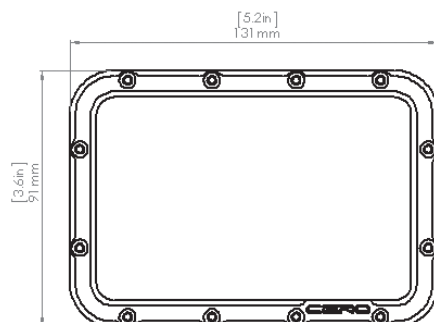


ML24-A-SM



#### AMBER LEDS

Part Number	ML24-A-SM
LED Options	DOT Amber
Max Power	8-20 Watts
Operating Voltage	10-32 VDC
Raw Lumens	1,340
Effective Lumens	1,206
Current @28VDC	<700mA
Ingress Protection	IP69K
Lifetime (hrs)	50,000
Weight	1.2 lbs



## VEGA™ PORTABLE RECHARGEABLE LED LIGHT High Intensity Lighting

Designed for tough conditions, and offering rugged construction and high performance, the LED floodlight was designed to go wherever the job takes you. Lightweight and battery-powered with an integrated carrying handle for maximum portability.

### Features:

- 21 High-Performance LEDs
- IP65 Waterjet Resistant
- 8-Hour Battery Life\*
- Shock and Vibration Resistant
- Integrated Battery Meter
- Dimming Capability
- Switch For Instant Maximum Optical Output
- Charger Included
- Diffuse Lens Changes Spot Optic To Flood (Optional)
- 5-Year Limited Warranty

### Applications:

- Construction Sites
- Roadside Service
- Rail yards
- Emergency Repairs
- Expeditionary/FOBs
- Disaster Cleanup
- First Responders
- Security
- Recreation
- Fire & Rescue



Part Number	Description
31-PBL21-S	LED Spotlight, 20° Beam Angle
31-PBL21-W	LED Wide Angle, 76° Beam Angle
31-PBL-TRI	10 ft. Tripod & Mounting Plate (Light Sold Separately)
31-DLW	Diffuse Lens, 76° Beam Angle
31-PBL-MAG1	Magnetic Base (Light Sold Separately)

Specifications	
Lumens	16,670
*Run Time	*8 Hours At 80% Output
Battery Type	Rechargeable Lithium Ion
Operating/Storage Temp	-20°C - 60°C (-4°F - 140°F)
Charging Temp	5°C - 45°C (41°F - 113°F)
Dimensions	13.3 x 12.7 x 6.8 in. 337.8 x 322.6 x 172.7 mm
Weight	19 lbs

Military grade venting system prevents internal condensation that can fog light. This feature is critical for high humidity applications.

Toggle For Instant Maximum Optical Output

On/Off

Dimming Knob

Battery Level Meter




Diffuse Lens (optional)



Charger (included)



Magnetic Base



Tripod & Mounting Plate (Light sold separately)

## WIDE AREA LIGHTS

### Wide Area Light On Adjustable Tripod

Our Tripod Light offers intense, adjustable lighting. The 3 light heads have 360° tilt and rotation to provide lighting for a variety of applications. The adjustable tripod folds to a compact 59" height for convenient storage.

#### Light Head Features:

- Energy-efficient, long-life LEDs (rated 50,000 hours)
- IP68 / IP69K – dust-tight / water-tight, plus withstands high-temperature/high-pressure water jets
- High shock and vibration resistance
- Reverse-voltage protection prevents damage to circuitry
- Rugged die-cast aluminum housing with black e-coat
- Wide operating temperature range
- Automotive optical grade, hard-coated polycarbonate lens
- Versatile hybrid (spot-wide) beam pattern

Part Number	Description
31-WA-1812-3000-TR	Wide Area LED Light with Tripod

Specifications - Lights	
Power	100 Watts
Input Voltage	90-264 VAC
Effective Lumens	9,000
Weight Per Light Head	1.6 lbs each
Operating Temperature	-40°C - 60°C (-40°F - 140°F)
Input Cable	1 (Power In)
Output Cables	3 (One Per Light)
Individual Light Head Dimensions	3.9 x 3.9 x 2.5 in. (99.0 x 99.0 x 63.5 mm)
Input Cable Length	50 ft.
Plug	NEMA 5-15

Specifications - Tripod	
Height	5 ft. - 10 ft. (Collapsed-Extended)
Base Wide	13.0 - 58.0 in. (Collapsed-Extended)
Material	Aluminum, Powder Coated
Bar Mount	Quick Release Pin - Removable for Storage
Folded Dimensions	59.0 x 13.0 x 13.0 in. 1498.6 x 330.2 x 330.2 mm
Tripod Light Without Case	34.0 lbs
Light and Case Weight	82.0 lbs
Transport Case	66.5 x 22.0 x 12.5 in. 1689.1 x 558.8 x 317.5 mm





## HIGH BAY LIGHTS

### Large Area Lighting For Temporary Structures

- Aircraft & Vehicle Maintenance Shelters
- Large & Medium Area Maintenance Shelters
- Morale, Welfare & Recreation Shelters
- Billeting & Dining Halls
- Vehicle Wash Bays
- Clear Span Structures
- Inflatable Beam Shelters
- Outdoor Low Mast & Security

#### Features:

- High Efficiency, Long-Lasting LED Light Sources
- Instant Start (No Warm-Up Period)
- Surface Temperature Remains Safe For Handling
- LEDs Provide Efficient Directional Light That Require No Reflectors Like Metal Halide Lights
- Rugged, Durable Construction Withstands Repeated Installations And Take-Downs
- Sealed Components Survive High-Moisture Environments And Extreme Temperature Conditions
- No Maintenance, Surge Protected
- Simple Installation – Mounts To Framework Or Suspended By Hanging Cable
- Safety Cable Prevents Accidental Drops During Installation
- Pivot Bracket For Convenient Aiming/Leveling
- UL Recognized Components



Part Number	Description
31-HB4	LED High Bay Light, 4 Module
31-HB6	LED High Bay Light, 6 Module
31-HB-SC	Safety Cable For High Bay Light
31-HB-HC	Hanging Cable For High Bay Light

Specifications	31-HB4	31-HB6
Power	200 Watts	300 Watts
Input Voltage	90-305 VAC	
Actual Lumens	33,000	49,500
Beam Angle	90°	
CRI	>75	
Color Temperature	4800 K	
Number of LEDs	112	168
LED Rated Life (L70)	50,000 hours	
Dimensions	14.0 x 12.0 x 7.0 in.	20.7 x 12.0 x 7.0 in.
Weight	13.5 lbs	18.5 lbs
Ingress Protection	IP67	
Cable	14/3 SOOW, 6 ft. or custom lengths	
Connector	NEMA 5-15 standard (others available by request)	



31-HB4



31-HB6



## EXPEDITIONARY SHELTER LIGHTS

### Extreme Durability, Performance, and Reliability

Our string lights have revolutionized shelter lighting for expeditionary use and have rapidly grown to include electromagnetic interference (EMI) hardened lights to protect troops from detection, and protect electronic equipment from interference. To meet the military's commitment for "green" equipment, we developed LED lighting systems that provide lower power consumption and longer product life. Our lights are actively used for a wide variety of missions in all branches of the US Military and are an integral part of various shelter programs.

Safety and reliability are paramount in military environment. Our lights demonstrate this during all test phases and more importantly, in the battlefield where it counts. We continue to develop new generations of lighting using the latest technology to bring customers the highest performing and most durable lighting in the industry. The development of expeditionary lighting takes into consideration the need for fast deployment, easy transport and extreme ruggedness.

We also offer PaxLight LED Medical Lights with a compact, lightweight design with rugged engineering and precision lighting required for field hospitals.

## FLUORESCENT EXPEDITIONARY LIGHTS

### Fluorescent Stringable Shelter Light

For use in Field Hospitals, Command Centers, Force Provider, BEAR Base

- Will Not Compromise Peripheral Electronics. EMI (electromagnetic interference) hardened lights.
- Will Not Compromise Peripheral Electronics, Communication Equipment, Computers or Medical Equipment.
- Will Not Trip GFCI when Connecting Over 30 Lights, Exceeding Military Specification Of 12-Light Connectivity.
- Electronic Ballast Is More Efficient, Lighter Weight Than Magnetic Ballast Lights
- Compliant with MIL-STD-461, RE102 (Army Ground Limits) and CE102
- Black out filter greatly reduces visible signature
- Compliant with MIL-PRF-44259
- Shatterproof, Protective Tube Shield Protects Lamp
- Interoperable With Jameson LED String Lights
- Lightweight For Easy One-Man Set Up
- Independent Pass-Through Power
- Low Amp Draw
- Low Heat Signature
- Multi-Volt
- Twin Lamp Design
- Individual On-Off Switch
- Durable, Compact Design
- Flicker Free



Part Number	NSN	Description
31-502SK-IP	6230-01-485-6375	Individual EMI Hardened String Light, Black Out Filter, 2 Hanging Straps, Multi-Volt
31-502SK	6230-01-465-8931	Kit: Two EMI Hardened String Lights, Black Out Filters, 4 Hanging Straps, Multi-Volt
31-502BHS	6230-01-525-0794	Kit: Two EMI Hardened String Lights Black Out Filters, 4 Hanging Straps, Multi-Volt, Vinyl Carry Bag 23-30-B
31-MC-502S	6230-01-519-0393	Kit: Four EMI Hardened Lights, 2 Replacement Lamp Kits, 4 Universal Hanging Straps, Transport Case 31-MC
31-4B-502SK		Kit: Four EMI Hardened Lights, 4 Hanging Straps, Canvas Carry Bag 23-30-4L
31-502SK-IP-C		Individual EMI Hardened String Light, Black Out Filter, 2 Hanging Straps, Multi-Volt, CSA Certification
31-1-50	6230-01-506-9387	Replacement Lamp Kit

Specifications For EMI Light	
Power	36 Watts
Input Voltage	120-230 VAC 50-60 Hz
Illumination (Unfiltered)	148.5 fc @ 18 in.
Illumination (Blackout)	21.4 fc @ 35 in.
Dimensions (without cord)	35.6 in.
Dimensions (with cord)	117.0 in.
Weight	4.5 lbs
Ballast Type	Electronic



## LED EXPEDITIONARY LIGHTS

### LED Integrated Shelter Lights

Our latest EMI Protected LED Expeditionary Shelter Lights are lighter and more compact than previous models. Integrated shelter lights are set up one time and remain in shelter during storage and transport. The ISL mounts close to the liner for maximum headroom with multiple options for attachment.



#### LED ISL Compared To Previous LED Model

- 70% Smaller And 13% Lighter than 31-400B LED String Light
- 37% More Efficient than 31-400B LED String Light
- Compared To Other Integrated Lighting Solutions  
40% Fewer Lights Required

#### Environmental / Performance

- MIL-STD-461, RE102 & CE102 compliant (Navy Mobile & Army limits)
- Operating temperature -40°C - 49°C (-40°F - 102°F)
- Storage temperature -51°C - 71°C (-60°F - 160°F)
- High humidity operation
- High altitude operation 1500 – 4700m
- High vibration transport (air and land)
- Functional Shock, 20G
- LED Technology For Long Life & Low Power Consumption
- Instant Start, Flicker-Free Lighting
- Dimming & Blackout Modes
- Connect Up To 36 Lights; GFCI Compatible
- Lights Operate Independently Or Simultaneously by Master Switch
- IP67 Waterproof Housing



## LED INTEGRATED SHELTER LIGHTS

- Finned Body Maximizes Cooling And Electronics Life
- Diffuse Lens Prevents Distracting Hot Spots
- Safe Surface Temperature
- Coated Aluminum Housing Prevents Corrosion
- Independent Pass Through Power
- Backlit Push Button Control On Light & Master Switch
- Master Switch To Control Entire Light String Available Separately
- Superior High & Low Temperature Performance
- Generator Power Compatible
- Uses Standard Nema 5-15 Plug/Conn (No Special Adapters Needed)



Part Number	Descriptions
31-ISL-B	Integrated Shelter Light Blue Blackout
31-ISL-R	Integrated Shelter Light Red Blackout

Part Number	Integrated Shelter Light Switch
31-ISL-SWITCH	Master Switch

ISL Light Fixture Specifications	
Input Voltage	100-240 VAC, 50-60 Hz
Actual Lumens	1320 (100% White)
Power	15 Watts
Power Factor	>.90
LED Rated Life (L70)	50,000 Hours
Operating Modes	100% White, 50% White, Tactical (Blue), Off
Ingress Protection	IP67 Housing (Water Tight Plugs Optional)
CCT	4900K (White Modes)
CRI	85+ (White Modes)
Weight	4.1 lbs
Dimensions (Without Cords)	7.8 x 5.0 x 3.0 in. 198.1 x 127.0 x 76.2 mm
Dimensions (With Cords)	120.0 x 5.0 x 3.0 in. 3048 x 127.0 x 76.2 mm
Cables	14/3 SJOOW, NEMA 5-15 Plug/Conn

Master Switch Specifications	
Input Voltage	100-240 VAC, 50-60 Hz
Power	2 Watts
Power Factor	.60
Control Buttons	100% White/50% White Toggle, Tactical (Blue/Red), Off
Ingress Protection	IP67 Housing (Water Tight Plugs Optional)
Weight	4.9 lbs
Dimensions (Without Cords)	9.0 x 6.0 x 2.5 in. 228.6 x 152.4 x 63.5 mm
Dimensions (With Cords)	120.0 x 6.0 x 2.5 in. 3048.0 x 152.4 x 63.5 mm
Cables	14/3 SJOOW, NEMA 5-15 Plug/Conn

## LED GENERAL PURPOSE STRINGABLE LIGHTS

### LED Stringable Low Power Lights

General Purpose Lighting For Billeting, Temporary Shelters, Emergency, and Disaster Relief.

- Lightweight, Compact Design
- Hanging Straps For Easy Mounting
- Connect Lights To Form A Versatile String
- Single Full Power White Mode

#### 31-400-GP LOW POWER AC STRINGABLE SHELTER LIGHT

Part Number	Description
31-400-GP	LED AC General Purpose Lights
31-400GP-2B	2 LED AC General Purpose Lights, Vinyl Carry Bag 23-30-B
31-400GP-4C	4 LED AC General Purpose Lights, Transport Case 31-MC

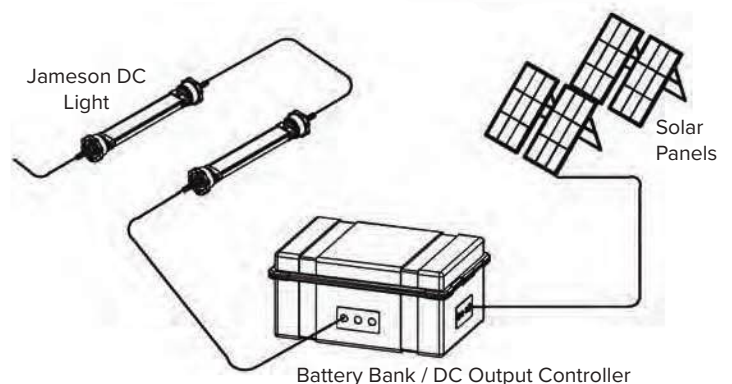
Specifications	
Dimensions (without cords)	26.8 in. (680.7 mm)
Dimensions (with cords)	120.0 in. (3048.0 mm)
Major diameter	3.8 in. (96.5 mm)
Minor diameter	2.6 in. (66.0 mm)
Weight	3.9 lbs
Cubic Volume	113.0 cu. in.
Input Voltage	100-240 VAC
Power	20 Watts
Amps	.17 @ 120 VAC



#### 31-400-24VDC LOW POWER DC STRINGABLE SHELTER LIGHT

Part Number	Description
31-400-24VDC	LED DC General Purpose Light
31-400-2B-24VDC	2 LED DC General Purpose Lights, Vinyl Carry Bag 23-30-B
31-400-4C-24VDC	4 LED DC General Purpose Lights, Transport Case 31-MC

Specifications	
Dimensions (without cord)	19.5 in. (495.3 mm)
Dimensions (with cord)	120.0 in. (3048.0 mm)
Major diameter	3.9 in. (99.1 mm)
Minor diameter	2.6 in. (66.0 mm)
Weight	3.2 lbs
Cubic Volume	89.0 cu. in.
Input Voltage	24 VDC nominal
Input Voltage Range	10-40 VDC
Power	20 Watts
Amps	0.83 DC-A @ 24 VDC





## FLUORESCENT GENERAL PURPOSE STRINGABLE LIGHTS

### High Intensity Universal Lighting

Suitable for applications that do not involve EMI sensitivity or peripheral electronic equipment. They are available with optional 120V dedicated input voltage or 120/230V multiple voltage and meets U.S. and Canadian standards for water resistant portable lighting.

- Electronic Ballast Is More Efficient, Lighter Weight Than Magnetic Ballast Lights
- Interoperable With Jameson LED String Lights
- Independent Pass-Through Power
- Individual On-Off Switch
- Durable, Compact Design
- Lightweight For Easy One-Man Set Up
- Flicker Free
- Shatterproof, Protective Tube Shield Protects Lamp
- Twin-tube lamp design
- Low Amp Draw
- Low Heat Signature
- Flicker Free
- Multi-Volt input available
- Maintenance Enclosures, Billeting, Decontamination Shelters



### FLUORESCENT STRINGABLE SHELTER LIGHT

Part Number	NSN	General Stringable Lights - Single 120 VAC
31-5004M-IP	6230-01-485-6376	1 General Purpose String Light, 2 Hanging Straps
31-5004M	6230-01-483-7562	Kit: 4 General Purpose String Lights, 8 Hanging Straps
31-MC-5004MS		Kit: 4 General Purpose String Lights, 8 Hanging Straps, 2 Replacement Lamp Kits, Transport Case 31-MC
31-4B-5004M		Kit: 4 General Purpose String Lights, 8 Hanging Straps, Canvas Carry Bag 23-30-4L
31-1-50	6230-01-506-9387	Replacement Lamp Kit for General Purpose Lights
31-501-IP		General Purpose String Light, Multi-Volt, 2 Straps
31-501M-US		Kit: 4 General Purpose Lights, Multi-Volt, 8 Straps
31-MC-501M		Kit: 4 31-501-IP Lights, 2 Lamp Kits, 8 Straps, Transport Case 31-MC
31-36ST		Stringable, Twin Lamp, 36 Watt, Two Straps
30-4025EM	6230-01-446-2197	Stringable, Single Lamp Light, 40 Watt, 4 ft. Long

Specifications		
Part Number	31-5004M-IP	31-501-IP
Power	36 Watts	
Input Voltage	120 VAC (60 Hz)	120 or 230 VAC (50 Hz)
Illumination	165 fc @ 18.0 in.	
Dimensions (without cord)	31.9 in.	35.2 in.
Dimensions (with cord)	117.0 in.	
Weight	3.4 lbs	4.2 lbs
Ballast Type	Electronic	

## STRINGABLE SHELTER LIGHTS International Configurations



For Country And IP Specific Rated Connectors  
Contact Our Sales Department



### EMI HARDENED STRINGABLE SHELTER LIGHT

31-502EU-IP with Schuko Plugs

Part Number	Description
31-501-AUS	Fluorescent General Purpose String Light, Multi-Volt, Type I Plug
31-501-SH	Fluorescent General Purpose String Light, Schuko Plugs, 2 Hanging Straps, 120-230 VAC, 50-60 Hz
31-501-TM	Fluorescent General Purpose String Light, Multi-Volt, Type M Plugs
31-501-UK	Fluorescent General Purpose String Light, Multi-Volt, Type G Plugs
31-501-I	Fluorescent General Purpose String Light, Multi-Volt, Type H plugs
31-502EU-IP	Fluorescent General Purpose String Light, Multi-Volt, Schuko Type F plugs, CE Certified
31-502-AUS	Fluorescent EMI Hardened String Light, Multi-Volt, Type I Plugs, CE Certified
31-502-TM	Fluorescent EMI Hardened String Light, Multi-Volt, Type M Plugs, CE Certified
31-502-UK	Fluorescent EMI Hardened String Light, Multi-Volt, Type G Plugs, CE Certified
31-502-I	Fluorescent EMI Hardened String Light, Multi-Volt, Type H Plugs, CE Certified
31-MC-502SH	Kit: 4 EMI Hardened String Lights in Transport Case, Schuko Plugs, Hanging Straps, 2 Lamp Replacement Kits, 120-230 VAC, 50-60 Hz, CE Certified

## ACCESSORIES FOR LED AND FLUORESCENT STRINGABLE LIGHTS

### TRANSPORT CASE

Part Number	Description
31-MC	Transport Case - Holds 4 Fluorescent Stringable Lights, 53 x 17 x 17 in., 20.0 lbs
31-MCL	Transport Case - Holds 4 LED Stringable Lights, 53 x 17 x 7 in., 19.5 lbs
Case holds four stringable lights. Compliant to Federal Standards for drop testing, impact resistance, vibration and water immersion. Wheels and handles for easy portability. Custom foam lining cradles and protects lights. Compliant with DEF STAN 81-41/STANAG 4280	



### 2-LIGHT CARRYING BAG

Part Number	Description
23-30-B	Vinyl Carrying Bag - Holds 2 Lights, 44 x 11.8 in., 1.1 lbs
Vinyl-coated nylon bag holds two stringable lights. Features snap closures and web handles.	



### 4-LIGHT CARRYING BAG

Part Number	Description
23-30-4L	Canvas Carrying Bag - Holds 4 Lights, 8.5 x 8.5 x 38 in., 1.5 lbs
Canvas bag holds four stringable lights. Features zipper closure and web handles.	



### EXTENSION CORD

Part Number	Description
31-10-EXT	10 ft. Extension Cord with In-Line Switch
10 ft. extension cord with in-line switch to turn on/off entire string of shelter lights. Set up at the beginning of light string near shelter entry. Switch is dust proof and illuminated.	







## BLUE AND RED FILTERS

Part Number	Description
31-LMEFILT-B	General Purpose Fluorescent Light Filter - Blue
31-LMEFILT-R	General Purpose Fluorescent Light Filter - Red
31-MCPSFILT-B	Blue Filter for EMI Fluorescent Hardened Light
Filters for fluorescent string lights	

Part Number	Description
31-1-50	Replacement Lamp Kit for 50 Watt Fluorescent Lights NSN 6230-01-506-9387

## FIELD-TOUGH MEDICAL LIGHTING

Compact, lightweight design with the rugged engineering and precision lighting required for field hospitals. Sand and splash resistant, the locking joints make it fully adaptable and secure.

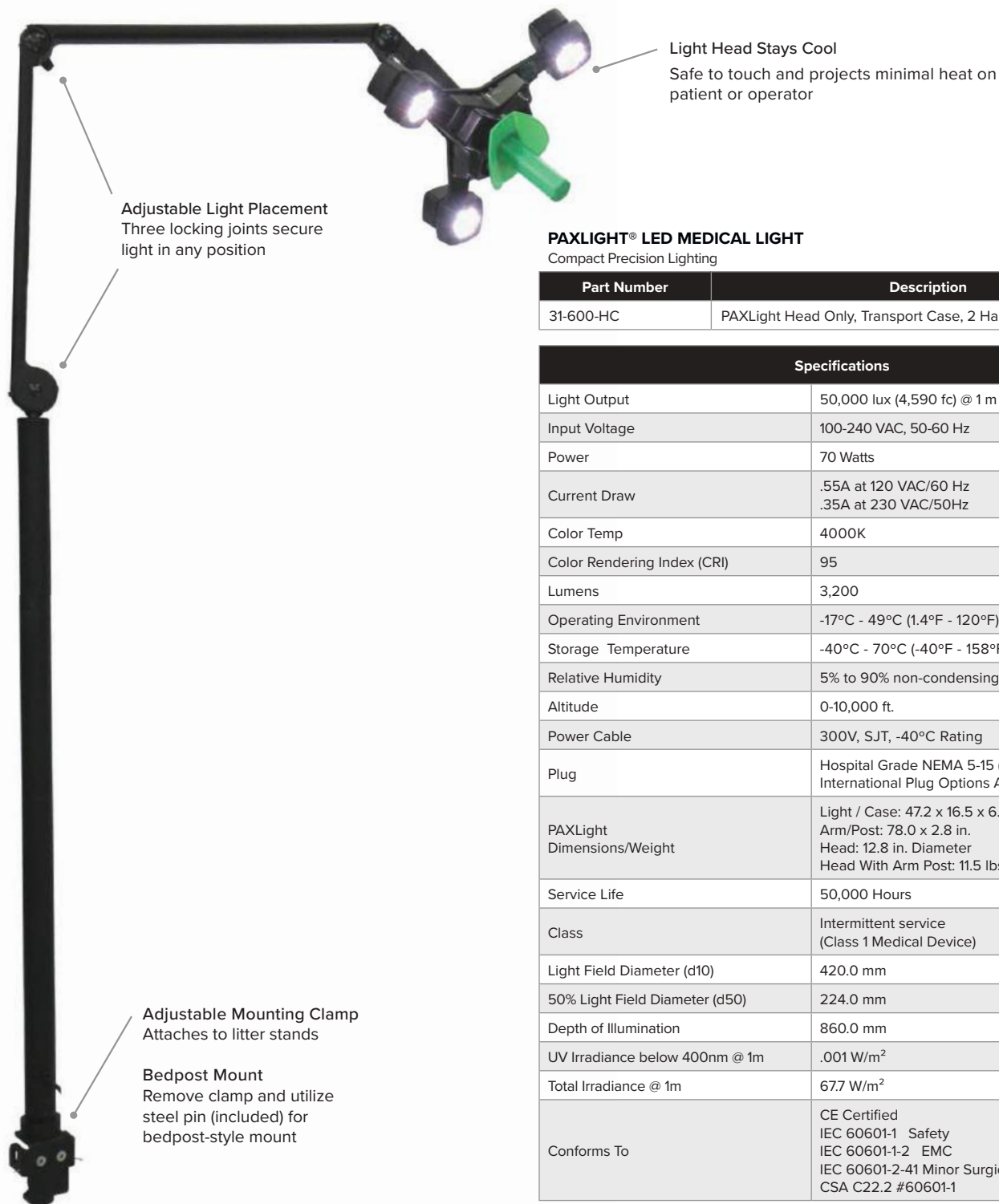
Suitable for use as a minor surgical luminaire or luminaire for diagnosis in patient environment.

### LED Technology

LEDs offer intense illumination 10 times brighter than traditional halogen field lights and have an exceptionally long life. Because LEDs have a low infrared content, they project minimal heat onto the patient.

### No Shadow Interference

Patented 3-pod head eliminates shadow interference common with single point light sources.



### PAXLIGHT® LED MEDICAL LIGHT

Compact Precision Lighting

Part Number	Description
31-600-HC	PAXLight Head Only, Transport Case, 2 Handles

Specifications	
Light Output	50,000 lux (4,590 fc) @ 1 m
Input Voltage	100-240 VAC, 50-60 Hz
Power	70 Watts
Current Draw	.55A at 120 VAC/60 Hz .35A at 230 VAC/50Hz
Color Temp	4000K
Color Rendering Index (CRI)	95
Lumens	3,200
Operating Environment	-17°C - 49°C (1.4°F - 120°F)
Storage Temperature	-40°C - 70°C (-40°F - 158°F)
Relative Humidity	5% to 90% non-condensing
Altitude	0-10,000 ft.
Power Cable	300V, SJT, -40°C Rating
Plug	Hospital Grade NEMA 5-15 (standard) International Plug Options Available
PAXLight Dimensions/Weight	Light / Case: 47.2 x 16.5 x 6.7 in., 37.5 lbs Arm/Post: 78.0 x 2.8 in. Head: 12.8 in. Diameter Head With Arm Post: 11.5 lbs
Service Life	50,000 Hours
Class	Intermittent service (Class 1 Medical Device)
Light Field Diameter (d10)	420.0 mm
50% Light Field Diameter (d50)	224.0 mm
Depth of Illumination	860.0 mm
UV Irradiance below 400nm @ 1m	.001 W/m <sup>2</sup>
Total Irradiance @ 1m	67.7 W/m <sup>2</sup>
Conforms To	CE Certified IEC 60601-1 Safety IEC 60601-1-2 EMC IEC 60601-2-41 Minor Surgical Luminaire CSA C22.2 #60601-1

## PAXLIGHT® LED MEDICAL LIGHT Compact Precision Lighting

### OVERHEAD MOUNT

Part Number	Description
31-600P-CM	Ceiling/Wall Mount Kit: PAXLight Head, Power Supply (24V, A/C input), Rail Mount System, 2 Green Handles, Transport Case
31-600P-CM-20LR	PAXLight with 20 in. Linear Rail Ceiling Mount
31-600P-CM-AP	PAXLight with Adapter Plate For Ceiling Mount Without Linear Rail
Light slides smoothly along rail and locks into position. The light head can be adjusted for custom light placement.	



### MIL-SPEC TRANSPORT CASE INCLUDED

Part Number	NSN	Description
31-600P	6530-01-549-1089	PAXLight In Case







WHEREVER THE JOB TAKES YOU,  
**COUNT ON JAMESON™**



**JAMESONTOOLS.COM**

800.346.1956