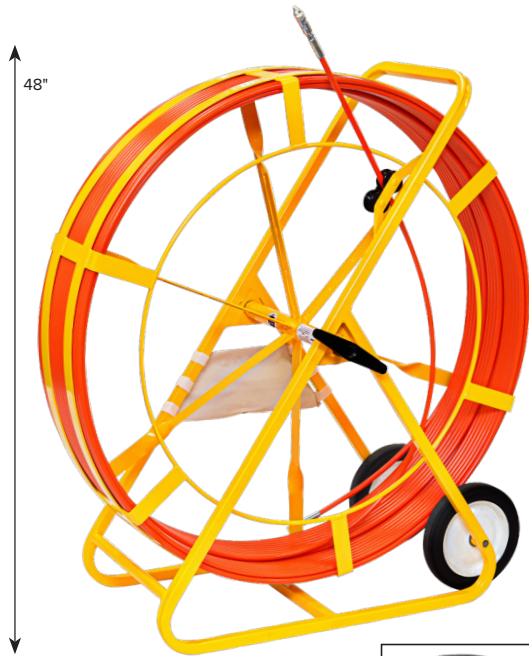


# BIG BUDDY & MEGA BUDDY FOR CONDUIT 4" OR LARGER




## BIG BUDDY®

### 1/2" Diameter Rod - For Conduit 4" Or Larger

- Drag brake and safety feed eye to control pay out.
- 10" Bending Radius
- 1,000-lb Pull/Tensile Strength
- Male end ferrule: 3/8"-16 thread pitch
- Includes End Ferrule and Pulling Eye
- Accessory Kit included
- Dimensions: 48"H x 44"L x 21"W (121.9 x 111.8 x 53.3 cm)

| Size          | Part Number | Replacement Reel |
|---------------|-------------|------------------|
| 400' x 1/2"   | 11-38-400M  | 11-400RRM        |
| 500' x 1/2"   | 11-38-500M  | 11-500RRM        |
| 600' x 1/2"   | 11-38-600M  | 11-600RRM        |
| 800' x 1/2"   | 11-38-800M  | 11-800RRM        |
| 1,000' x 1/2" | 11-38-1000M | 11-1000RRM       |

To order 1/2" Big Buddy with All-Terrain Wheels, add AWK to part number.  
Example: 11A-38-400M-AWK




## MEGA BUDDY®

### 1/2" Diameter Rod - For Conduit 4" Or Larger

- 1500 ft. of 1/2-inch diameter fiberglass rod marked every 5 ft. (Metric every 1m)
- Ideal for 4" or larger conduit
- 10" Bend Radius
- 1,000-lb Pull/Tensile Strength
- Drag brake and safety feed eye to control pay out
- Accessory Kit Included: Splice Ferrule, Pulling Eye, End Ferrule, Adhesive, and Emery Cloth
- Dimensions: 48"H x 44"L x 21"W (121.9 x 111.8 x 53.3 cm)
- Weight: 260 lbs.

| Size          | Part Number | Replacement Reel |
|---------------|-------------|------------------|
| 1,500' x 1/2" | 11-38-1500M | 11-1500RRM       |

# ACCESSORIES



| Accessories                     | Description   | Big Buddy®<br>Mega Buddy®                |
|---------------------------------|---|--|
| Accessory Kit                   | Canvas Pouch - Splice Ferrule (2), End Ferrule, Adhesive, and Emery Cloth             | 11-38-RK or 11-38-RK-R                   |
| Swivel Pulling Eye              | Attach pull line or pulling grip to rod   | 11-139                                   |
| Shackle Fitting                 | Use with Pulling Eye 11-139 for larger pulling loop                                   | 11-142                                   |
| Roller Guide                    | Guide rod through bends, sweeps & misalignments                                       | 11-141 or 11-141-R                       |
| Flexible Fiberglass Stinger Tip | Guide rod through bends, sweeps, & misalignments                                      | 11-25-6ST (6' Tip)<br>11-25-8ST (8' Tip) |
| Swivel Coupling                 | Connect two rods for added length; provides rotation when pulling line, rope, or wire | 11-143                                   |
| Rod Grapples                    | Connect two rodders from opposite directions  | 11-148                                   |
| Splice Repair Kit               | Splice Ferrule, Adhesive, and Emery Cloth   | 11-140 or 11-140-R                       |
| End Ferrule Repair Kit          | End Ferrule, Adhesive, and Emery Cloth  | 11-146 or 11-146-R                       |
| All-Terrain Wheel Kit           | Replacement All-Terrain Wheel Kit (2 wheels/axle)                                     | 11-AWK                                   |

\* Items Ending In "-R" Are Provided In Display-Ready Packaging