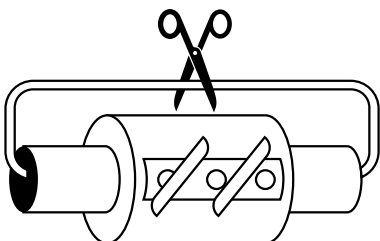




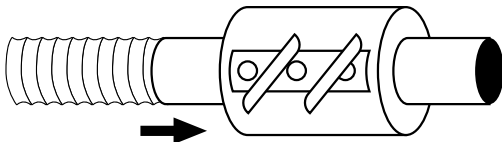
Mounting and Lubricating Instructions for Ball Screws

Mounting Your Ball Screw

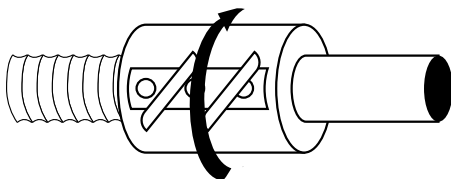
Cut and discard plastic tie. Do not remove arbor!



Position arbor over screw.

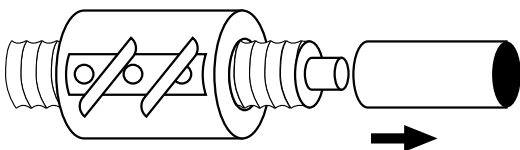


Engage & rotate entire nut over screw.



*Rotation shown for
right-hand thread*

Remove arbor.



Lubrication

Regular lubrication is required to ensure dependable service life. Lubrication applied only once (intended to last the lifetime of your screw assembly) is insufficient in most cases. Lubrication must be applied before mounting or operating the ball screw. Add lubrication via the lube hole for nuts with wipers or directly onto the screw for nuts without wipers.

Recommended all-purpose lubricant: **BSG2** by Helix Linear Technologies

If using an alternate lubricant, verify compatibility of anti-corrosion agents; otherwise, rinse the ball screw unit before lubrication.

CAUTION: Do not use grease containing graphite or MoS.

No Liability

Compliance with the above handling, mounting and lubricating instructions is critical. Helix Linear Technologies shall not be held liable for any loss or damage, whether direct, indirect, or consequential, resulting from the failure to observe any or all instructions or from inappropriate or deficient compliance therewith.



23200 Commerce Park
Beachwood, Oh 44122
TEL: (216) 485 2232
helixlinear.com