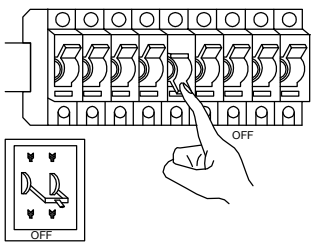
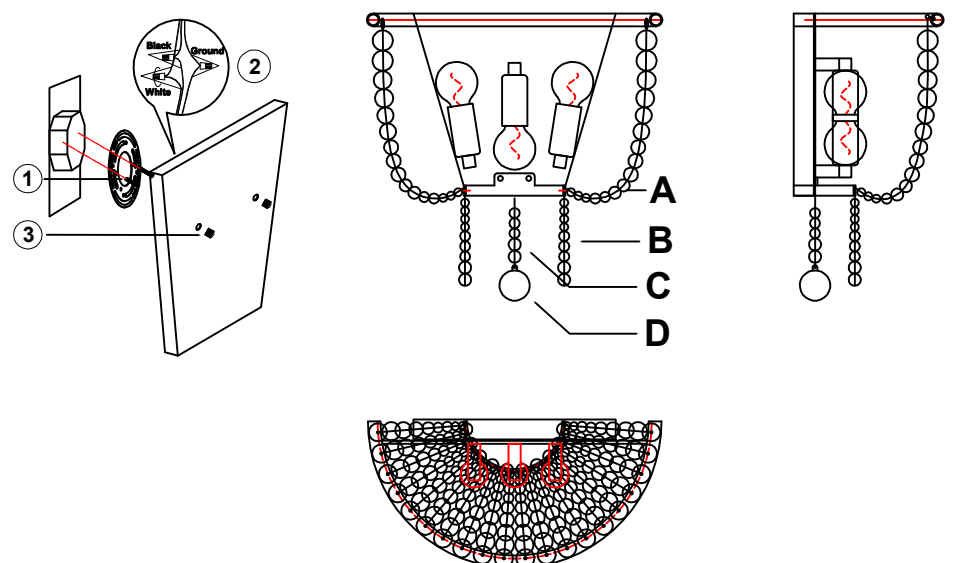
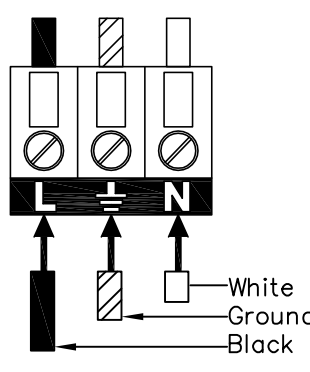


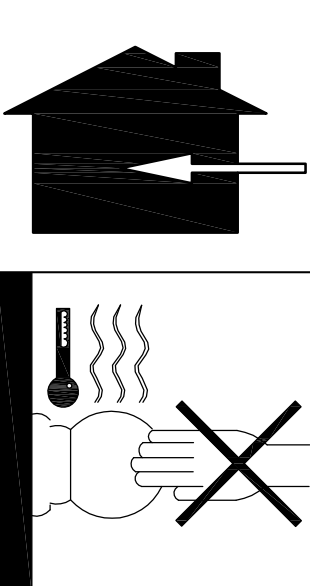
INSTALLATION INSTRUCTION

511821BCG









A	$\phi 18*2+\phi 16*3+\phi 14*3+\phi 12*3+\phi 10*4+\phi 8*4$ (220mm)	20
B	$\phi 8*4+\phi 10*3+\phi 12*2$ (85mm)	12
C	$\phi 10*3+\phi 12*2$	1
D	$\phi 30\text{mm}$	1

Installation instruction for this item:

1. Remove the cover and put the lamp on a clean place, then install the lamp;
2. Fix the lamp body on the hung loop by the chain .

Warning:

1. Please wear gloves when installing the lamp;
- 2 Don't exceed the rated voltage 120V;
3. Don't install to haven't finished ceiling and loose wood ceiling;
4. Don't use corrosive liquor to clean it ,just as acid liquor and alkaline liquor,please use soft cloth;
- 5.The lamp is made of crystal ,install carefully.