


# ASSEMBLY & INSTALLATION INSTRUCTIONS

**MODEL: 803605**  
**PFK0059 - COCONUT MIRROR**

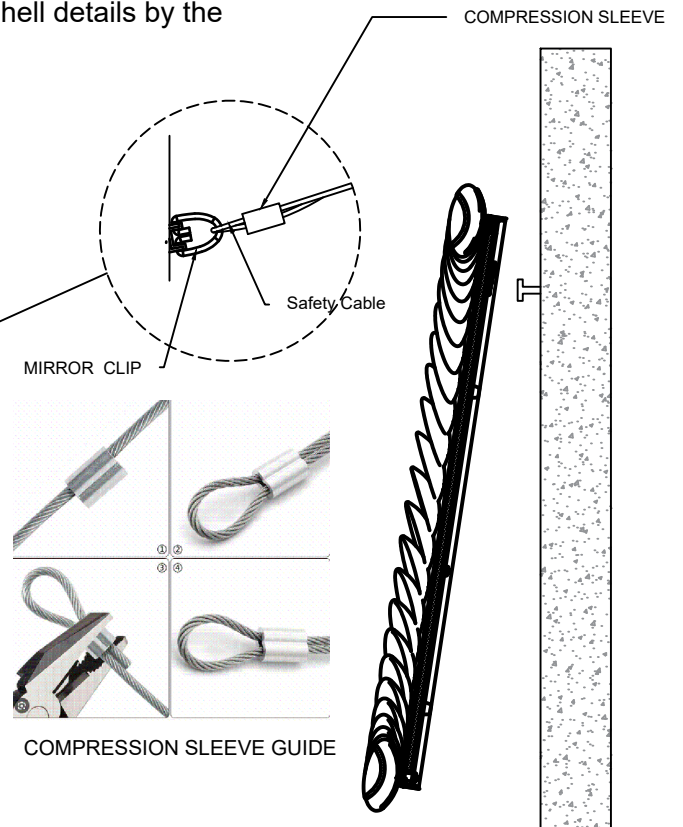
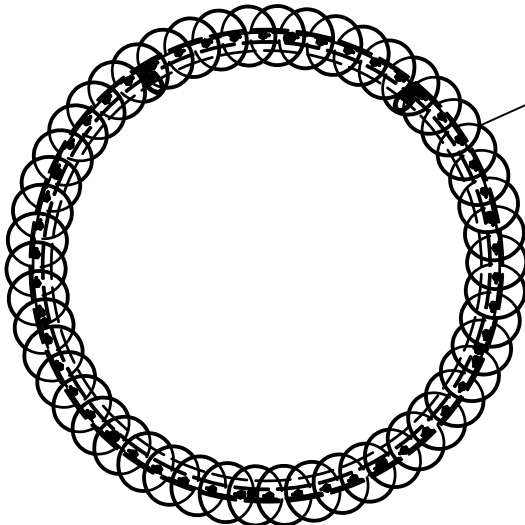
## I M A G E



## COMPONENT ASSEMBLY

**CAUTION :** Please do not lift the mirrors holding coco shell details and put mirror facing down stressing coco shell details by the weight of mirror.

- STEP 1:** Install the Safety Cable Wire to the Mirror Clip. Secure using compression sleeve (see image below)
- STEP 2:** Carefully position the Mirror on the desired location.
- STEP 3:** Attached the mirror clip to the hook (provided by other)
- STEP 4:** Carefully align the mirror.







# ASSEMBLY & INSTALLATION INSTRUCTIONS

MODEL: 803605  
PFK0059 - COCONUT MIRROR

## PARTS LIST

IMAGE	PARTS NAME	QTY
	Compression Sleeve	2 pcs
	Safety Cable Wire	4 ft.