OPERATING CHARACTERISTICS AT 25° C AMBIENT												
DIALIGHT PART NUMBER	COLOR	LUMINOUS INTENSITY (mcd) @I_F = 20 mA			FORWARD VOLTAGE (V) @I_F = 20 mA			REVERSE CURRENT (μA) @V_R = 5 V	PEAK WAVELENGTH	DOMINANT WAVELENGTH		VIEWING ANGLE (DEG)
		MIN	TYP	MAX	MIN	TYP	MAX	MAX	(TYP)	MIN	MAX	TYP
597-7726-607F,-602F	GREEN	18	45	71	1.5	—	2.4	10	574	567.5	576.5	130
	RED	28	71	112	1.5	—	2.4		639	626	640	

ABSOLUTE MAXIMUM RATINGS AT 25° C AMBIENT	VALUE	UNITS
POWER DISSIPATION	62.5	mW
DC FORWARD CURRENT	25	mA
PEAK FORWARD CURRENT (1/10 DUTY CYCLE, 0.1 ms PULSE WIDTH)	60	mA
REVERSE VOLTAGE	5	V
STORAGE TEMPERATURE	-40 to +85	°C
OPERATING TEMPERATURE	-30 TO +85	°C
SOLDERING TEMPERATURE, FOR 1/10 SEC	260	°C

REV	REVISIONS	DRN	CKD	APP	DATE
A	NEW RELEASE	VP	JTD	NO	4-12-16
B	ADDED PAD LAYOUT DIMENSIONS	BP	—	NO	12-15-16
C	UPDATED DIALIGHT P/N WAS 597-7772-607F,602F	BP	—	NO	10-30-17
D	UPDATED ERROR IN NOTE 4 FOR PACKAGING SIZE	BP	—	NO	11-15-17
E	REVISED DOMINANT WAVELENGTH VALUES	LD	—	NO	5-30-19

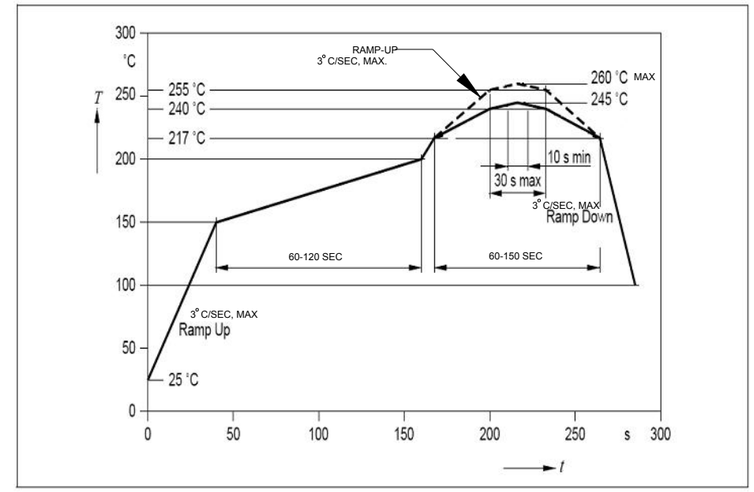

RECOMMENDED RoHS SOLDER PROFILE

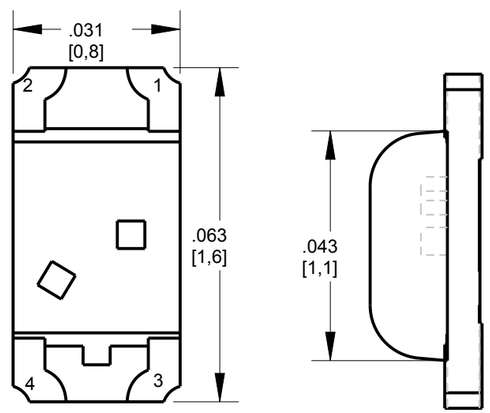

SCALE 35.000

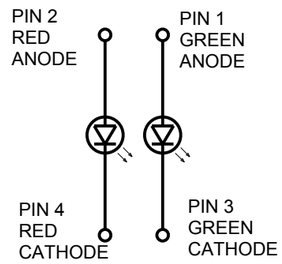

LED SCHEMATIC

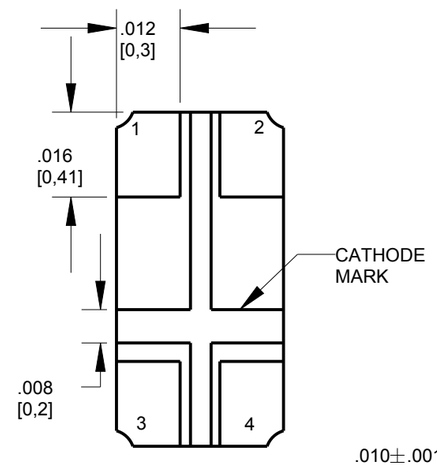

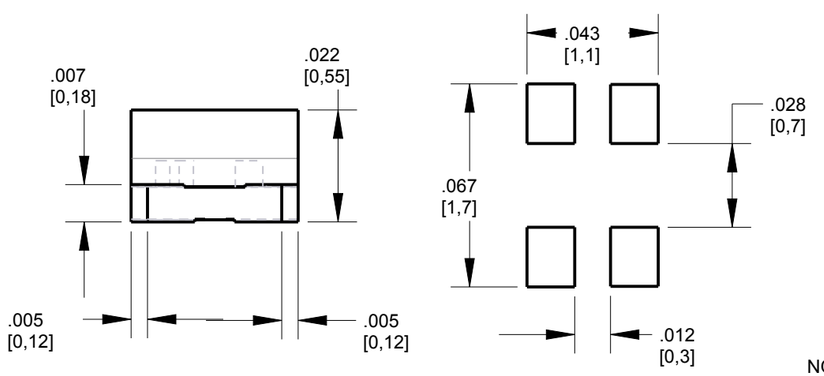

RECOMMENDED SOLDER PAD LAYOUT

ATTENTION:
OBSERVE PRECAUTIONS FOR
HANDLING ELECTROSTATIC
SENSITIVE DEVICES

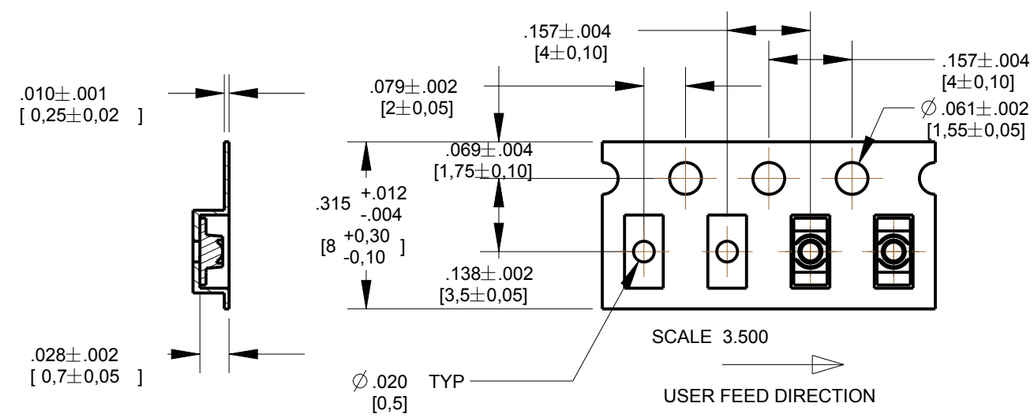

PACKAGE DIMENSIONS OF TAPE AND REEL

RoHS COMPLIANT 597-7726-60XF

Part Numbers with the "F" suffix ending are RoHS Compliant.
For example: 597-777260XF
Packaging is marked with "RoHS Compliant" label or equivalent markings. These parts can be used with RoHS reflow profile.
Parts can be wave soldered, dip soldered or hand soldered using typical lead-free soldering process with max 260°C temp. for 5 sec.

NOTES:

1. LENS: RED/GREEN
2. LED CHIP: ALLnGaP
3. LEADS ARE GOLD (Au) PLATED FINISH.
4. PACKAGING: -602F SUFFIX MEANS 20 PCS SAMPLE STRIP
   -607F SUFFIX MEANS 4000 PARTS/REEL, 7 INCH (180mm) DIA. REEL.
5. THIS ASSEMBLY CONTAINS ELECTROSTATIC DISCHARGE SENSITIVE DEVICES (ESDS). MAINTAIN ALL PRECAUTIONARY MEASURES DURING ASSEMBLY, HANDLING, AND STORAGE IN ACCORDANCE WITH IPC-A-610.
6. MOISTURE SENSITIVITY LEVEL 3.
7. TAPE AND REEL LEDS MAY REQUIRE RE-TAPING AFTER TWELVE MONTHS.
8. PIN NUMBERS FOR REFERENCE ONLY, DESIGNATION NON-EXISTENT ON PART.

THIS DRAWING AND THE CONTENTS HEREIN ARE CONFIDENTIAL AND THE SOLE PROPERTY OF DIALIGHT CORP. REPRODUCTION OF THIS DRAWING OR CONSTRUCTION OF ANY PARTS WITHIN THIS DRAWING ARE FORBIDDEN WITHOUT THE WRITTEN CONSENT OF DIALIGHT CORP.

SCALE: 5.000
ALL DIM's: INCH (mm)
TOLERANCES:
UNLESS OTHERWISE SPECIFIED
FRACTIONS: ±1/64
DECIMALS (.XX): ±.01
DECIMALS (.XXX): ±.005
DECIMALS (.XXXX): ±.0005
ANGLES: ±1°
FINISH

DRAWING NUMBER: C-18240
REV: E
TITLE: RED/GRN BI-COLOR 0603 SM LED RoHS COMPLIANT
MATERIAL

Dialight
1501 ROUTE 34 SOUTH
FARMINGDALE, NJ 07727
(732) 919-3119
www.dialight.com

FSCM 83330
SHEET 1 OF 1
FAMILY TABLE: