NOTES:

1. MATERIALS AND FINISHES:
   MCX RA PLUG - BeCu, GOLD PLATING
   SMA STR BHD JACK IP 67 - BRASS, GOLD PLATING
   CABLE - RG 316

2. ELECTRICAL:
   A. IMPEDANCE: 50 OHM

3. PACKAGING:
   A. QUANTITY: SINGLE PACK
   B. MARKING: BAG TO BE MARKED
      "AMPHENOL RF, 95-900-588-XXX AND DATE CODE"

REVISIONS				
REV	DESCRIPTION	DATE	ECN	BY
A	RELEASE TO MFG.	12-DEC-25	17683	RS

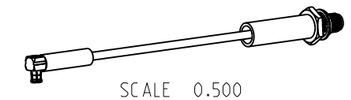

SCALE 0.500

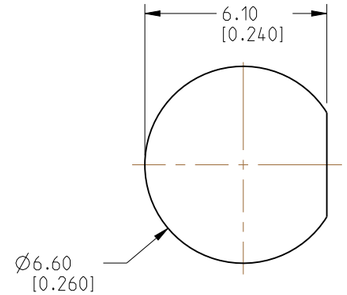

RECOMMENDED MOUNTING HOLE DIMENSIONS

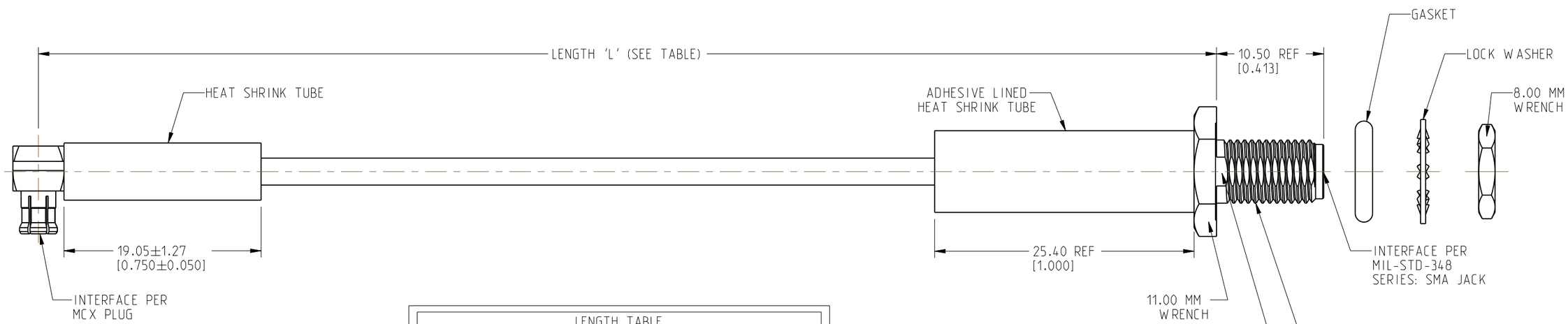

LENGTH TABLE		
PART NUMBER (IMPERIAL)	PART NUMBER (METRIC)	LENGTH "L" IN INCHES [METERS]
95-900-588-003	-	3.00 [0.076]
95-900-588-004	-	4.00 [0.102]
95-900-588-005	-	5.00 [0.127]
95-900-588-006	-	6.00 [0.152]
95-900-588-007	-	7.00 [0.178]
95-900-588-008	-	8.00 [0.203]
95-900-588-009	-	9.00 [0.229]
95-900-588-010	-	10.00 [0.254]
95-900-588-011	-	11.00 [0.279]
95-900-588-012	-	12.00 [0.305]
95-900-588-018	-	18.00 [0.457]
95-900-588-024	-	24.00 [0.610]
95-900-588-036	-	36.00 [0.914]
-	95-900-588M100	39.37 [1.000]
95-900-588-048	-	48.00 [1.219]

TOLERANCE TABLE	
LENGTH IN INCHES/FT [METERS]	TOLERANCE
0" - 23.99" [0 - 0.609]	±0.25" [0.006]
24.00" - 59.99" [0.610 - 1.523]	±0.50" [0.013]
5.0' - 24.99' [1.524 - 7.617]	±2.5%
25.0' & UP [7.620 & UP]	±5.0%

DESIGN REQUIREMENTS:

- [X] FREQUENCY: DC - 6 GHz
- [X] CONTINUITY
- [ ] VSWR: ____ 1 MAX.
- [X] HI-POT: 700 VRMS
- [ ] INS. LOSS: ____ dB MAX.
- [ ] OTHER

CUSTOMER OUTLINE DRAWING

ALL OTHER SHEETS ARE FOR INTERNAL USE ONLY

NOTICE: These drawings, specifications, or other data (1) are, and remain the property of Amphenol corp. (2) must be returned upon request; and (3) are confidential and not to be disclosed to any person other than those to whom they are given by Amphenol Corp. The furnishing of these drawings, specifications, or other data by Amphenol Corp., or to any other person to anyone for any purpose is not to be regarded by implication or otherwise in any manner licensing, granting rights to permitting such holder or any other person to manufacture, use or sell any product, process or design, patented or otherwise, that may in any way be related to or disclosed by said drawings, specifications, or other data.

THIRD ANGLE PROJ.

REFERENCE

EAR# 13262

UNLESS OTHERWISE SPECIFIED
DIMENSIONS ARE METRIC [INCHES] AND TOLERANCES ARE:

<0.5mm = ±0.05mm	[<0.020 = ±0.002]
0.5 - 6mm = ±0.1mm	[>0.020 - 0.236 = ±0.004]
>6.00 - 30mm = ±0.2mm	[>0.236 - 1.181 = ±0.008]
>30.00 - 120mm = ±0.3mm	[>1.181 - 4.725 = ±0.012]

ANGLES = ±1°

MATERIAL: SEE NOTES

ENGR.1: SIBI R

ENGR.2:

DATE: 08-OCT-25

TITLE: MCX RA PLUG TO SMA STR BHD JACK IP 67 USING RG 316 CABLE

SHEET NO. 2 OF 2

SCALE: 2.5:1.0

Amphenol RF

SIZE: B

DRAWING NO. 95-900-588-XXX

ITEM NO. 95-900-588-XXX

PART NO. 95-900-588-XXX

REV: A