



EHDLE10

With added deck width and ground clearance, the EHD Channel Frame Deckover Equipment Trailer models are perfect when both added ground clearance and added deck width are needed to haul your cargo.

10K Light Duty Deckover Equipment Trailer



GVWR **9,990#**

LENGTH **18'**

DECK/BED WIDTH **96"**

COUPLER TYPE **2 5/16" A Frame Coupler**

EHDLE10

10K Light Duty Deckover Equipment Trailer

STANDARD FEATURES


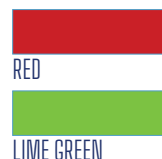

LENGTH	18'
WIDTH	96"
FRAME	4" Channel
CROSSMEMBER	3" Channel
FLOORING	DURA Color Pressure Treated
FENDERS	N/A
RAMPIS	5' Stand Up Ladder Ramps
JACK	5K Top Wind Jack
AXLES	6,000 lb. Premium Axles
SUSPENSION	5-Leaf Slipper
TIRES	ST225/75R15 8 ply Radial
D-RINGS	4 Weld-On
TAIL	3' Dove Tail



OPTIONAL FEATURES

- Flat Deck - No Ramps - Spare Tire - Spare Tire Mount - Split Landscape Ramps - Stake Pockets w/ Rub Rail - Tongue Toolbox

STANDARD COLORS AVAILABLE



BWISETRAILERS.COM

Visit our site for additional specifications