



6U 10-Slot OpenVPX Backplane

BKP6-CEN10-11.2.6-n



Description

The Elma BKP6-CEN10-11.2.6-3 6U OpenVPX backplane comes in a Dual Star centralized routing topology with two switch slots and four Fat Pipes to each slot. The control plane is also a Dual Star topology with two Ultra Thin pipes to each slot. The expansion plane connects adjacent slots with double Fat Pipes in a daisy chain topology. The data plane has Fat Pipes available and the control plane has Thin Pipes that can be assessed from an RTM or via cables.

The backplane offers 3.125 to 6.250 Gbauds/ performance in one PCB. This design provides maximum performance while saving you money.

Features

- Compliant to ANSI/VITA 65-2012 and ANSI/VITA 46.0-2013
- 1.0" slot pitch
- Dual Star routing topology
- High-speed Velox connectors
- Rugged Eurocard form factor in 6U height
- Provides built in ESD ground protection in every slot

Board Specifications

- 22 layers
- 2 oz. copper power and ground
- PCB, Nelco 4000-13EPSI or equivalent
- 0.228" PCB thickness

Mechanical Specifications

- 6U height
- 10 slots
- Velox connectors


Slot Profiles

- Slots 1-4, 7-10:.... SLT6-PAY-4F1Q2U2T-10.2.1
- Slots 5,6:.....SLT6-SWH-16U20F-10.4.2

Related Products and Applications

Highly integrated applications such as:

- Integrated display processing, mission management and navigational control for avionics systems
- Industrial monitoring, medical equipment, and night-vision systems requiring enhanced graphics capabilities
- Shipboard systems for target tracking and high definition displays
- Applications requiring a mix of I/O options, high compute density and enhanced graphics



- Load boards convection or conduction cooled
- Rear Transition Modules for I/O
- Intel & Freescale Single Board Computers
- Blade level networking boards (Ethernet, PCI Express)
- Rackmount, desktop, and ATR chassis platforms
- Ruggedization programs

VPX

6U 10-Slot OpenVPX Backplane

BKP6-CEN10-11.2.6-n

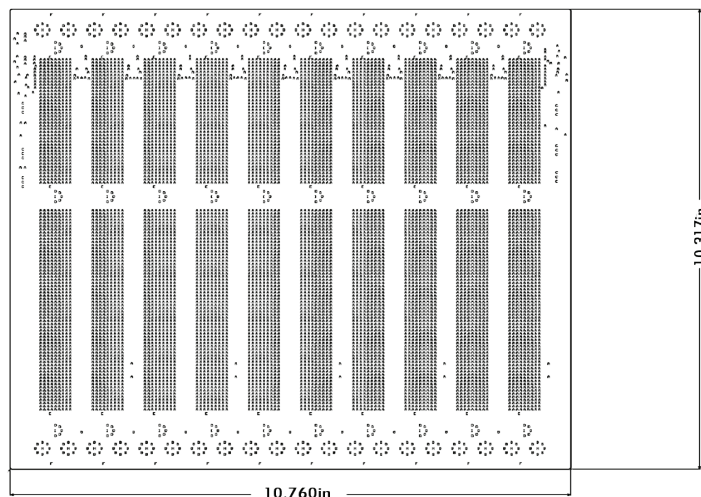


VPX

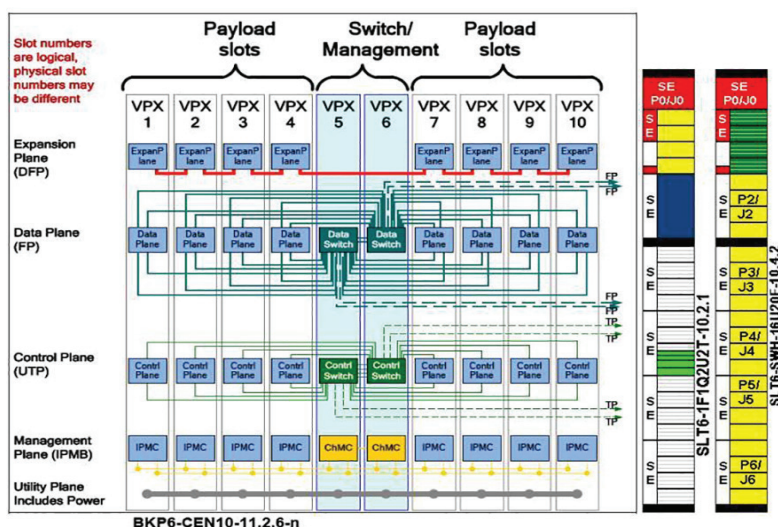


Backplanes

Line Drawing



Backplane Topology



Order Information

Height	Total Slots	Description	Profile Number	Part Number
6U	10	VPX Dual Star central switches with expansion and control planes, channel Gbaud rate up to 6.25	BKP6-CEN10-11.2.6-3	1OVX610WX6-1X01R
6U	10	VPX Dual Star central switches with expansion and control planes, channel Gbaud rate up to 6.25, no RTM connectors	BKP6-CEN10-11.2.6-3	1OVX610WX6-1X00R

Please contact our sales for more details.

China: +86 21 5866 5908
France: +33 437 06 21 10

Germany: +49 7231 97 34 0
Israel: +972 3 930 50 25

Singapore: +65 6479 8552
Switzerland: +41 44 933 41 11

United Kingdom: +44 1234 838 822
United States: +1 510 656 3400

For other countries, please visit our website.

Elma Electronic • www.elma.com