

LADDER JACKS

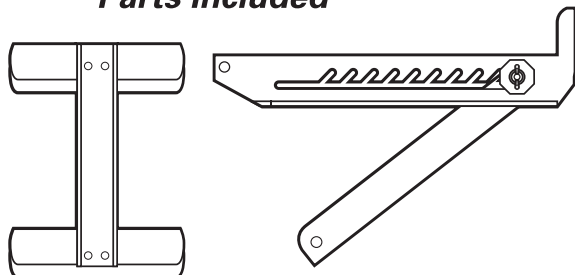
Part #: 2420; 2420P; 2422; 2430; 2431; 2432

Instructions for Assembly

✗ Do not throw instructions away.


⚠ Read and understand instructions before using this equipment.

Parts Included

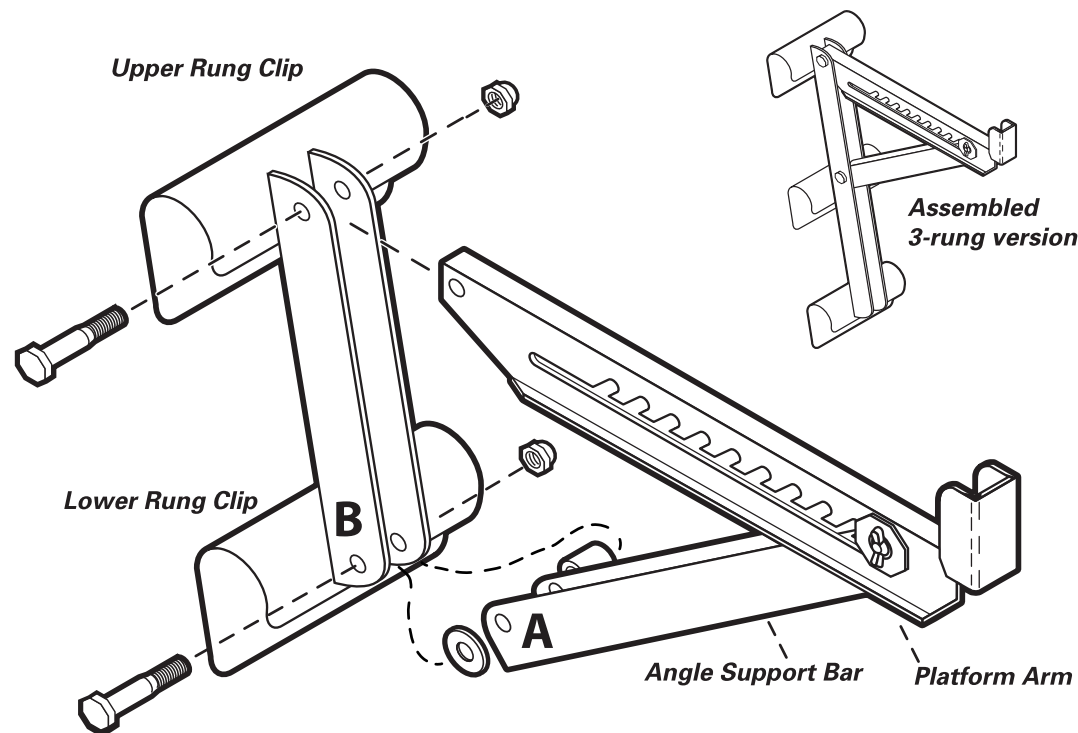


Rung Clip (Part B)

Platform Assembly (Part A)



(2) 3/8" bolts (1) nylon spacer
(2) 3/8" lock nuts (1) washer



⚠ **NOTE** Prior to use read and follow setup instructions on label.

Step 1

Orient rung clip (B) so that it sits as it would on ladder.

Step 2

Open platform arm (A) and rotate angle support bar down so that holes in lower end line up with holes in lower section of rung clip (B).

Step 3

Line up platform arm holes in upper section of rung clip (B).

Step 4

Insert one 3/8 in bolt into upper rung clip, through platform arm and secure in place with 3/8 in locking nut.

Step 5

Line up angle support bar into lower section of rung clip (B).

Step 6

Insert 3/8 in bolt into lower rung clip, insert washer between rung clip and angle support arm, insert bolt and nylon spacer between opposite end of angle support bar and rung clip. Secure in place with 3/8 in locking nut.

⚠ **NOTE** Ensure lock nut is fully engaged and bolt passes completely through nut.

Step 7

Fold platform arm for storage and secure by engaging wing nut in platform arm.

⚠ Always use appropriate fall protection equipment.

**USA**

607 East Sam Houston Parkway South
Suite 800
Pasadena, TX 77503
800 466 6385
customer.service@guardianfall.com

CANADA

580 Notre Dame Avenue, Unit 16
Sudbury, ON
P3C 5L2
800 466 6385
customer.service@guardianfall.com

WARRANTY: Guardian warrants to Buyer that all products are free from defects in material, workmanship, and design (if a Supplier-responsible design), however this warranty does not cover conditions resulting from normal wear and tear, neglect, abuse, accident or otherwise. Guardian's obligations under this warranty apply for the lifetime of the products and are limited to the replacement of product only. This warranty is not transferable to any other Guardian service and does not apply to product that is resold after having been put into service. No other person, firm, entity, or the like is authorized to assume or assign for Guardian any other liability in connection with the sale or use of Guardian's products. Furthermore, this warranty is void if any product is changed or altered in any way, or if the product is used in a manner other than for which it is intended. There are no implied warranties of merchantability or fitness for a particular purpose, which are specifically disclaimed.
