

# HARD HAT TETHERS



**Parts #** EZLNYHRDAD\*, EZLNYHRDCL\*, EZLNYHRDWBAN\*,  
LNYHRDFME\*, LNYHRD\*, EZLNYHRDCLMTL\*

\*see parts list for details

## Instruction Manual



US Patent No. 8,117,678, 9,756,890 & D778,508

- ✗ Do not throw instructions away.
- ⚠ Read and understand instructions before using this equipment.

## Important Notes

- Hard hat tethers are suitable only for hard hats weighing the specified weight rating or less (see Specifications).
  - This product is intended for use by personnel who are trained and knowledgeable regarding working with hand tools at height and/or near machinery.
  - Inspect before each use for damage and proper function:
    1. Check all hardware for abrasion, deformity, cuts and sharp edges.
    2. Check for tears, cuts, fraying, abrasion, discoloration, burns, holes, mold, unspling, pulled or broken stitches, or other signs of wear or damage.
    3. Do not use and always quarantine if any of the above apply or if damaged or not functioning correctly.
  - Ensure the attachment location is a suitable size and shape to support the hard hat in its entirety in the event of a drop.
  - Attach clamp to fabrics or included storage clip **ONLY**.
  - Paper style coveralls, such as OREX® or Tyvek®, affect weight rating (see Specifications).
- 

## Safety Information

- ▲ **WARNING!** Do not use near moving parts, mechanisms, running machinery or rotating equipment.
  - ▲ May contain electrically conductive materials.
  - ▲ Do not alter product in any way from its original state.
- 

## Applicable Safety Standards

Meets or exceeds:

- ANSI / ISEA 121-2018
- 

## Maintenance, Cleaning, and Storage

Clean with a damp cloth and mild soap, wipe off excess and thoroughly dry.

Store this product away from tools and other objects that could cause damage.

---

## Components



## Materials

**Standard:**  
Nylon, polyurethane, and stainless steel

**EZ Clean:**  
Nylon, polyurethane, and elastic nylon

## Specifications

### EZ Clean Hard Hat Lanyards, No Metal:

| Part #                              | Description                                     | Max. Hard Hat Weight:<br>Anchored to clothing or<br>webbing | Max. Hard Hat Weight<br>Anchored to OREX® or<br>Tyvek® material |
|-------------------------------------|---|---|---|
| EZLNYHRDADOR                        | Detachable w/locking<br>anchor orange (100/PKG) | 0.91 kg (2 lb)  | 0.68 kg (1.5 lb)  |
| EZLNYHRDCLOR;<br>EZLNYHRDCLOR-10    | COIL orange (100/PKG);<br>(10/PKG)              | 0.91 kg (2 lb)  | 0.68 kg (1.5 lb)  |
| EZLNYHRDCLPK                        | COIL pink (100/PKG)                             | 0.91 kg (2 lb)  | 0.68 kg (1.5 lb)  |
| EZLNYHRDWBANOR;<br>EZLNYHRDWBANOR10 | w/ locking anchor orange<br>(100/PKG); (10/PKG) | 0.91 kg (2 lb)  | 0.68 kg (1.5 lb)  |
| EZLNYHRDWBANPK;<br>EZLNYHRDWBANPK10 | w/ locking anchor pink<br>(100/PKG); (10/PKG)   | 0.91 kg (2 lb)  | 0.68 kg (1.5 lb)  |

### EZ Clean Hard Hat Lanyard, Metal:

|                                   |                                  |                |                |
|-----------------------------------|----------------------------------|----------------|----------------|
| EZLNYHRDCLMTL;<br>EZLNYHRDCLMTL-R | COIL (100/PKG);<br>(Retail Pack) | 0.91 kg (2 lb) | 0.91 kg (2 lb) |
|-----------------------------------|----------------------------------|----------------|----------------|

### Patented Hard Hat Lanyards, No Metal:

|                                 |                               |                |                  |
|---------------------------------|-------------------------------|----------------|------------------|
| LNHYHRDFMEOR;<br>LNHYHRDFMEOR10 | Orange (100/PKG);<br>(10/PKG) | 0.91 kg (2 lb) | 0.68 kg (1.5 lb) |
| LNHYHRDFMEPK                    | Pink (100/PKG)                | 0.91 kg (2 lb) | 0.68 kg (1.5 lb) |
| LNHYHRDFMEPKNOCL                | w/o Clip Pink (100/PKG)       | 0.91 kg (2 lb) | 0.68 kg (1.5 lb) |
| LNHYHRDLG                       | Fl. Green (100/PKG)           | 0.91 kg (2 lb) | 0.68 kg (1.5 lb) |
| LNHYHRDOR                       | Orange (100/PKG)              | 0.91 kg (2 lb) | 0.68 kg (1.5 lb) |
| LNHYHRDRD                       | Red (100/PKG)                 | 0.91 kg (2 lb) | 0.68 kg (1.5 lb) |
| LNHYHRDRD-R                     | Red (Retail Pack)             | 0.91 kg (2 lb) | 0.68 kg (1.5 lb) |

\*Must incorporate a stitched seam into the clamp

## Installation

### Hard Hat End

#### ■ Step 1

Choose either an open slot or a secure location on the inner suspension to install the tether.



#### ■ Step 2

Slide the webbing through and around the attachment location and through the cam buckle then cinch tight using the cam buckle.



#### ■ Step 3

Pull on the tether to ensure the connection is secure.



Coil style tethers require a cinch around the attachment location.



## Installation

### User End

#### ■ Step 1

Open Jaws of the clip by pulling the clamp upward.



#### ■ Step 2

Find a location on the user's clothing (upper torso) to fold.



#### ■ Step 3

Fold twice and pinch to create 4 layers of fabric. If webbing is being used, 1 layer of fabric is acceptable to proceed with.



#### ■ Step 4

Slide the clip with the jaws opened onto the 4 layers of fabric and press down on the clamp to engage the teeth onto the fabric and keep it secured.

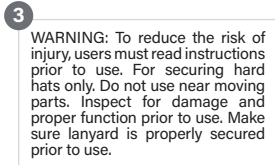
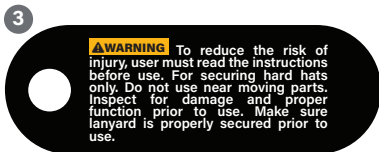
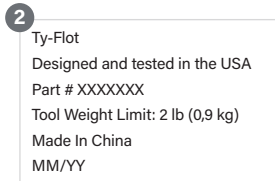
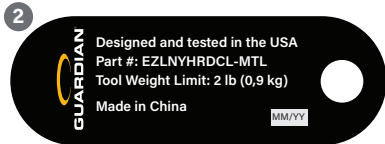
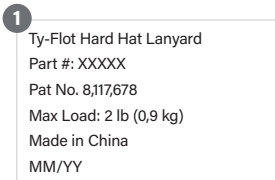



Storage clip is provided for a place to clip the clamp when not using the tether.

**⚠ WARNING! Do not use as an attachment.**



## Labels





## Inspection Log

|            |                      |
|------------|----------------------|
| Serial No: | Date of first issue: |
| Model #:   | User:                |

| Date: | Results/Condition: | Inspected By: | Next Inspection Date: |
|-------|--------------------|---------------|-----------------------|
|       |                    |               |                       |
|       |                    |               |                       |
|       |                    |               |                       |
|       |                    |               |                       |
|       |                    |               |                       |
|       |                    |               |                       |
|       |                    |               |                       |
|       |                    |               |                       |
|       |                    |               |                       |
|       |                    |               |                       |
|       |                    |               |                       |
|       |                    |               |                       |
|       |                    |               |                       |

|  |   |  |
|--|---|--|
| <b>USA</b><br>607 East Sam Houston Parkway South<br>Suite 800<br>Pasadena, TX 77503<br>800 466 6385<br>customer.service@guardianfall.com | <b>UK</b><br>New Road, Sheerness<br>Kent ME12 1PZ<br>United Kingdom<br>+44 (0) 1795 580 333<br>enquiries@guardianfall.com | <b>CANADA</b><br>580 Notre Dame Avenue, Unit 16<br>Sudbury, ON<br>P3C 5L2<br>800 466 6385<br>customer.service@guardianfall.com |
|--|---|--|

**WARRANTY:** Guardian warrants to Buyer that all products are free from defects in material, workmanship, and design (if a Supplier-responsible design), however this warranty does not cover conditions resulting from normal wear and tear, neglect, abuse, accident or otherwise. Guardian's obligations under this warranty apply for the lifetime of the products and are limited to the replacement of product only. This warranty is not transferable to any other Guardian service and does not apply to product that is resold after having been put into service. No other person, firm, entity, or the like is authorized to assume or assign for Guardian any other liability in connection with the sale or use of Guardian's products. Furthermore, this warranty is void if any product is changed or altered in any way, or if the product is used in a manner other than for which it is intended. There are no implied warranties of merchantability or fitness for a particular purpose, which are specifically disclaimed.