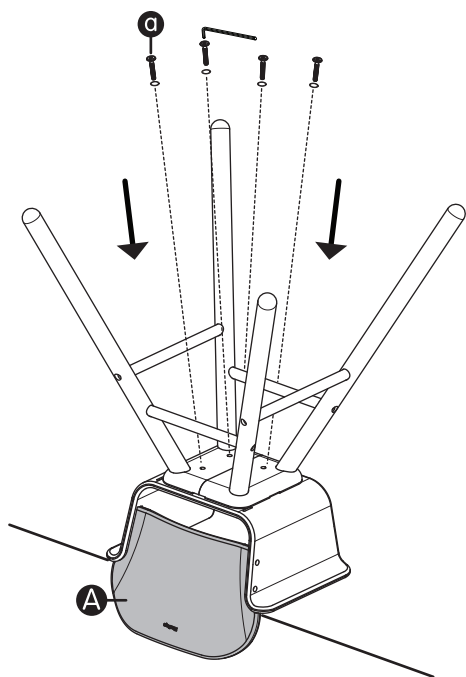


1

2

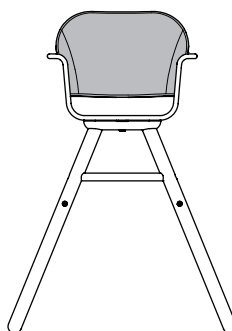
Turn upside down on the edge of a table
Then screw from the bottom easily



As your child grows, you can adjust the
seatbelt and change the position of the
footrest by unscrewing and just and just
turning to another side.

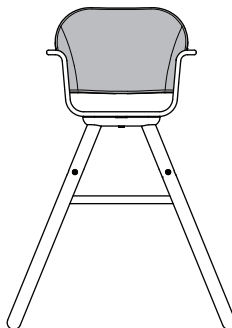
Option 1

FOR BABY
6 month - 18 month



Option 2

FOR BABY
18 month - 3 years
(Lower Footrest)



Instruction

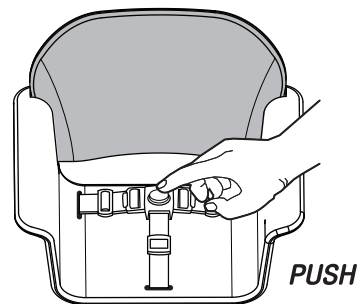
To be assembled by adults only

High Chair

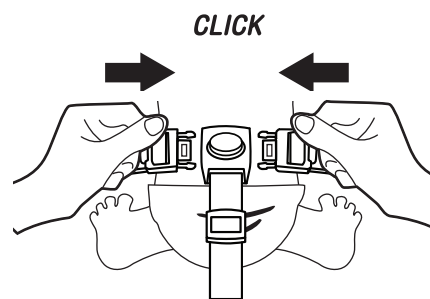


Detail

1

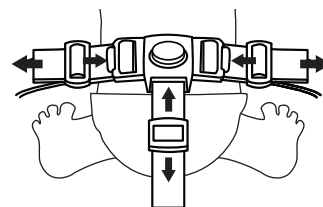


2



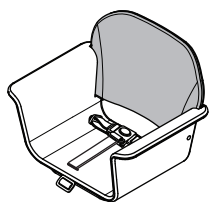
3

PUSH SIDE BUTTON
TO ADJUST THE BELT

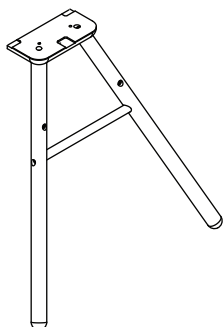


Adjust the length of the crotch
and waist straps to tighten your baby.

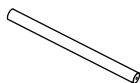
Parts List



A x 1



B x 2



C x 2

Hardware List



a x 4



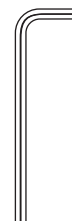
b x 4



c x 8



d x 4



e x 1

IMPORTANT!

KEEP FOR FUTURE REFERENCE

IMPORTANT NOTE:

- Before using this high chair, please read all instructions carefully.
- Care should be taken in unpacking and assembly. Adult assembly required.
- Examine product frequently for damaged, missing, or loose parts.
- Do not use if any parts are missing, damaged, or broken.

INSTRUCTION FOR USE:

- Check the chair is set up sturdily on level ground.
- Place your child in the seat. Adjust and fasten the three-point belt to keep the child securely in the chair. Make sure that the belt is attached and adjusted so that the child cannot get out of the chair by him or herself.

WARNING!

Never leave child unattended

Prevent serious injury or death from falls or sliding out.

Always use the restraint system. Always secure child in the restraint.

The child should be secured in the high chair at all times by the restraint system.

The tray is not designed to hold the child in the chair. It is recommended that the high chair be used only by children capable of sitting upright unassisted.

Make sure that any harness is correctly fitted.

Do not use this product unless all components are correctly fitted and adjusted.

Be aware to the risk of open fire and other sources of strong heat such as electric bar fires, gas fires etc. in the vicinity of the high chair.

ADDITIONAL INFORMATION:

SUITABLE FOR CHILDREN OF MORE THAN 6 TO 36 MONTHS

Do not use this highchair until your child is able to sit up unaided.

Do not use the highchair if any part is broken, torn or missing.

Ensure that the child is always restrained by the straps provided.

Do not use abrasive or caustic cleaning agents or hard brushes, etc. for cleaning.

Clean the surfaces with a slightly dampened cloth and then wipe them off with a dry cloth.

This highchair has been designed to meet the standard of BS EN 14988:2006+ A1:2012. Made by Plan Creations Co., Ltd. 114/1 Soi Sathon 10, North Sathon Road, Bangrak, Bangkok 10500 Thailand.