

DSN24c/DS24c Multipin 10 A

- Ratings**
- Voltage**
DSN24c
480 VAC Max/480 VDC
DS24c
250 VAC Max/250 VDC
 - Amperage Rating**
10 A Non-Current Interrupting
 - Environmental Ratings**
Type 4X/IP66/IP67/IP69/IP69K (Poly)
Type 3R/IP54/IP55 (Stainless Steel)
 - Temperature Range**
Min -40°F/Max 140°F
See pg 254 for temperatures outside of this range.
 - Wiring Capacity**
Based on THHN wire sizes.
Min 18 AWG Max 14 AWG
 - Certifications**
UL 2238, NOM
- See pg 39-40 for DSN24c dimensions.



Don't forget to add installation accessories to your order

North American Configurations

VOLTAGE	POLARITY	PART #		PART #	
		POLY	STAINLESS STEEL	POLY	STAINLESS STEEL
250 V	23P+G	-	37-B4002-SS	-	37-B8002-SS
480 V	23P+G	63-B4002	-	63-B8002	-

For international configurations and ratings (IEC, CE) visit meltric.com/international-catalog or contact Customer Service at 800-433-7642.

Main Options



Padlock Pawl



Mushroom Pawl

RECEPTACLE OPTIONS	SUFFIX #
Straight Insertion	Recept # -352 ²
Mushroom Pawl	Recept # -375
Padlock Pawl	Recept # -843
Self-Returning Lid (Manual Close)	Recept # -NC

Notes:
² This option includes the Self-Returning Lid.

Poly Devices Only




Order Example: 480 V DSN24c + mushroom pawl
DSN24c 22P Poly receptacle = 63-B4002-375


Handle Option Guide
pgs 237-238


INSTALLATION ACCESSORIES – SIZE 2


When properly installed, all accessories meet or exceed the environmental ratings of the devices they are mounted to; unless otherwise noted.


HANDLES


HANDLE WITH NPT	PART # POLY WITH DRAWPLATES	PART # POLY	PART # METAL
 Poly with drawplates	1/2" 512P0N05	512P0N05E2615	592P0N05
	3/4" 512P0N07	512P0N07E2615	592P0N07
	1" 512P0N10	512P0N10E2615	592P0N10
 Poly	1 1/4" 512P0N12	512P0N12E2615	-
 Metal	For available cord grips, see pg 159.		

POLY HANDLE WITH CORD GRIP	CABLE RANGE	PART # WITH DRAWPLATES	PART #
 with drawplates	.350-.520"	712P0BP6	712P0BP6E2615
	.520-.680"	712P0CP5	712P0CP5E2615
	.680-.980"	712P0DP4	712P0DP4E2615
	.980-1.260"	712P0EP4	712P0EP4E2615



METAL HANDLE WITH CORD GRIP	CABLE RANGE	PART #
	.438-.500"	792P0BS3
	.500-.562"	792P0BS4
	.562-.625"	792P0CS2
	.625-.750"	792P0CS4
	.770-.875"	792P0DS1
	.870-1.000"	792P0DS3




POLY HANDLE	CABLE RANGE	PART #
	.200-.820"	512P0D21

POLY HANDLE WITH CLAMP & BUSHING	CABLE RANGE	PART #
	.750-.875"	712P0S14
	.875-1.000"	712P0S16
	1.000-1.125"	712P0S18
	1.125-1.250"	712P0S20
	1.250-1.375"	712P0S22

STAINLESS STEEL HANDLE WITH CORD GRIP	CABLE RANGE	PART #
	.562-.625"	7X2P0CS2
	.625-.750"	7X2P0CS4
	.750-.875"	7X2P0DS1
	.875-1.000"	7X2P0DS2

ANGLES



POLY ANGLE	ANGLE	PART #
	30°	512M3
	70°	512M7 Panel mounting only.


METAL ANGLE	ANGLE	PART #
	0°	592M0
	30°	592M3
	FS/FD Box 30°	792M3FS
Base measures approximately 4.2" x 2.7". Due to the variation in sizes of FS boxes, please verify that your FS box matches our dimensions, if not call Customer Service for other solutions.		

STAINLESS STEEL ANGLE	ANGLE	PART #
	30°	7X2M3


BOXES

POLY CONDUIT ENTRY WITH NPT	ANGLE	SIZE	PART #	Notes
	30°	1/2" NPT	512B3N05	For poly devices only.
	30°	3/4" NPT	512B3N07	* Interior volume with receptacle installed.

POLY WALL BOX WITH ANGLE	ANGLE	PART #	Notes
	70°	512C7000	70° poly boxes are not drilled.
	Ground Bar	51AA089	* Interior volume with receptacle installed.

POLY ANGLE WITH METAL BOX WITH NPT	ANGLE	SIZE	PART #	Notes
	70°	1/2" NPT	712C7N05	
	70°	3/4" NPT	712C7N07	* Interior volume with receptacle installed.
	70°	1" NPT	712C7N10	
	70°	1 1/4" NPT	712C7N12	
	70°	1 1/2" NPT	712C7N15	


METAL BOX WITH NPT	ANGLE	SIZE	PART #
	0°	1/2"	7T1F0N05
	0°	3/4"	7T1F0N07
	0°	1"	7T1F0N10
	0°	1 1/4"	7T1F0N12

POLY ANGLE WITH METAL BOX WITH NPT	ANGLE	SIZE	PART #	Notes
	30°	1/2" NPT	712C3N05	For metal angle, replace "71" prefix with "79".
	30°	3/4" NPT	712C3N07	* Interior volume with receptacle installed.
	30°	1" NPT	712C3N10	
	30°	1 1/4" NPT	712C3N12	


STAINLESS STEEL BOX WITH NPT	ANGLE	SIZE	PART #	Notes
	0°	1" NPT	7X1F0N10	For Stainless Steel devices only.

STAINLESS STEEL ANGLE WITH STAINLESS STEEL BOX WITH NPT	ANGLE	SIZE	PART #	Notes
	30°	3/4" NPT	7X2C3N07	For Stainless Steel devices only.
	30°	1" NPT	7X2C3N10	

MISCELLANEOUS ACCESSORIES

FINGER DRAWPLATES	PART #	Notes
	61-3A346	Set of Two (2) Recommended for cord to cord assembly applications, for facilitated mating.


PROTECTIVE INLET/PLUG CAP	PART #	Notes
	61-3A426	For Inlets/Plugs Only.

PADLOCKABLE INLET/PLUG CAP	PART #	Notes
	61-3A826	For Inlets/Plugs Only.

MULTI-CONTACT REMOVAL TOOL	PART #
	61-CA593

CRIMPER TOOL (GREENLEE OR EQUAL)	PART #
	4CN30

EUROPEAN CRIMPING TOOL	PART #
	61CA500

RECEPTACLE LOCKING PIN	PART #	Notes
	LP-843	Requires Padlockable Pawl option [-843] on receptacle.

See pages 231-240 for detailed information on these options