

LED Table Lamp

TL0712608

INSTALLATION SHEET

START FROM HERE

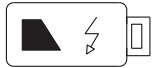
- Prepare everything in a clear area.
- Read instructions carefully before you start assembly.
- Keep this instruction sheet for future reference.

Please Note:

- This LED fixture comes with pre-wired LED module(s)
- Unless instructed, Do Not touch any part of the LED module(s) as any unnecessary contact with the module could cause permanent damage
- Touch Switch Dimmer
- Please refer to the local regulation regarding proper disposal of batteries

1. Remove the fixture from it's original packaging
2. Before first using, please charge:
 - **Charging fixture directly:** insert charging cable (1b) to fixture (1a) (See Illustration 1)
 - **Charging with charging dock:** Attach fixture (1a) to charging dock (2b) (See Illustration 2)
 - **Charge Time:** 4 hours (Full Charge)
 - **Work Time:** 6 Hours (Max Output)
3. Use hand to activate dimmer. Touch and hold to dim, touch to turn on/off (2a)

Indicator Light



Orange: Charging
Green: Full Charge

Illustration 1

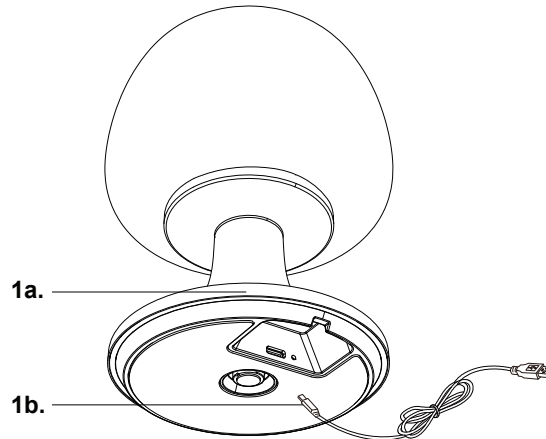
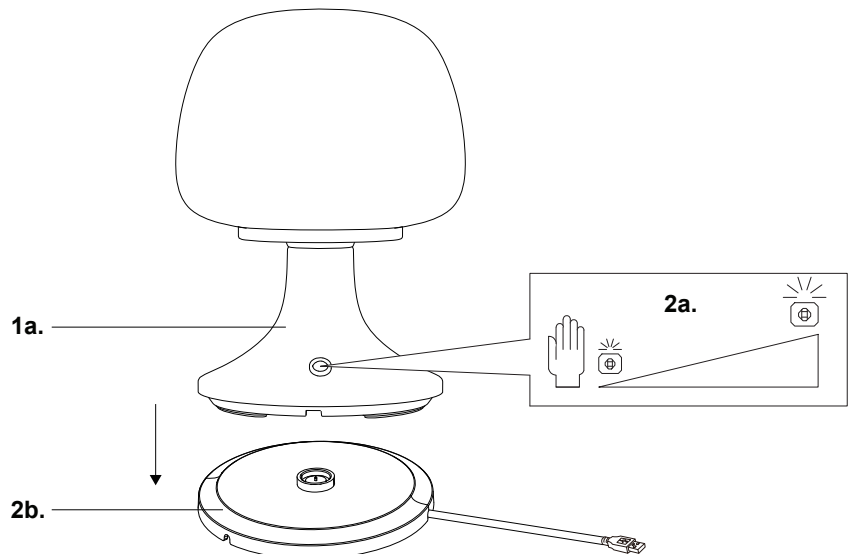


Illustration 2



SoModern

T: 1.833.8SO.MDRN (76.6376)

W: www.somodernlighting.com

E: info@somodernlighting.com