

Track Kit

TR3C-S25925

INSTALLATION SHEET

START FROM HERE

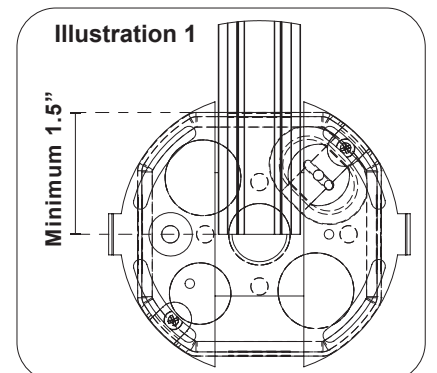
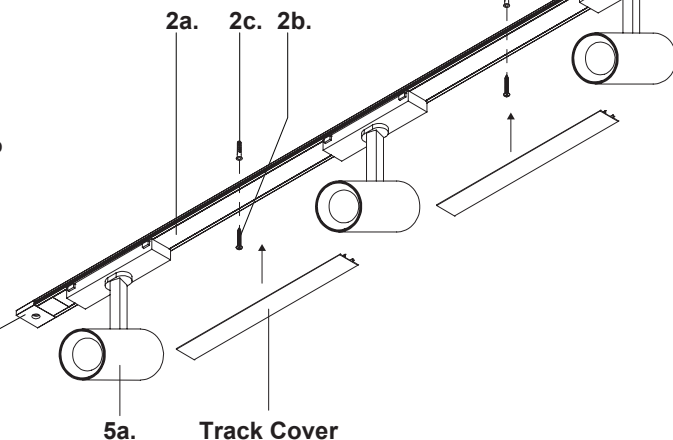
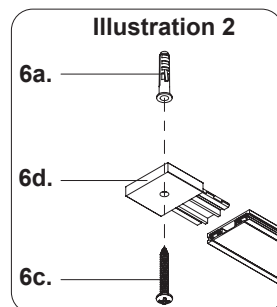
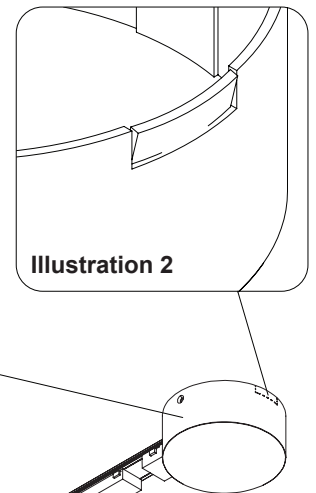
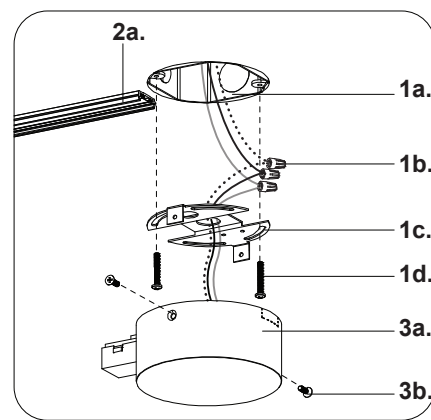
- Make sure **POWER** is **COMPLETELY OFF** at the fuse box
- Have your fixture installed by a qualified licensed electrician
- Prepare everything in a clear area
- Wear gloves at all times during this installation
- Read instructions carefully before you start assembly
- Keep this installation sheet for future reference

Technical Support: 1-855-855-8926

Please Note:

- This Kuzco LED fixture comes with pre-wired LED module(s)
- Unless instructed, Do Not touch any part of the LED module(s) as any unnecessary contact with the module could cause permanent damage
- Use ELV (Electronic Low Voltage) or TRIAC type of dimmer for dimming application
- 120V input
- For use with 48V DC Class 2 LED drivers only (see available canopy/driver options) (included in this kit)

1. Remove fixture parts from packaging
2. TR3C-S25925 track kit includes the following:
 - TR989603 (3a) x 1
 - TRC989910 (6d) x 2
 - TRS25925 (5a) x 3
 - TRT989100 (2a) x 1
3. Remove canopy cover (3a) from packaging
4. Separate mounting plate (1c) from canopy cover (3a) by removing screws (3b). Attach mounting plate (1c) to electrical junction box (1a) using junction box screws provided (1d) in hardware package
5. Make proper electrical connections (**black to hot "L"**, **white to neutral "N"**, **green to "GND"**) with wire nuts (1b) provided in hardware package
6. Mount track (2a) in desired location with a minimum of 1.5" of track overlapping the electrical junction box (1a) (See Illustration 1)
7. Secure track (2a) to mounting surface with screws (2b) and anchors (2c). Attach end connector (6d) to track (2a) and secure to ceiling with screw (6c) and anchor (6a) (See Illustration 2).
8. Attach canopy cover (3a) at end of track (2a) and secure to mounting plate (1c) with screws (3b)
9. Attach fixture (5a) to track (2a), followed by track covers. Cut track covers to desired length
10. Optional: Remove perforated piece (See Illustration 2) to place another track (Sold Separately) on other side



KUZCO

19054 28th Avenue Surrey, BC Canada V3Z 6M3
T: 604 538 7162 TF: 1-855 85 KUZCO F: 604 538 7196
W: kuzcolighting.com
20250827