

BULBRITE® LED

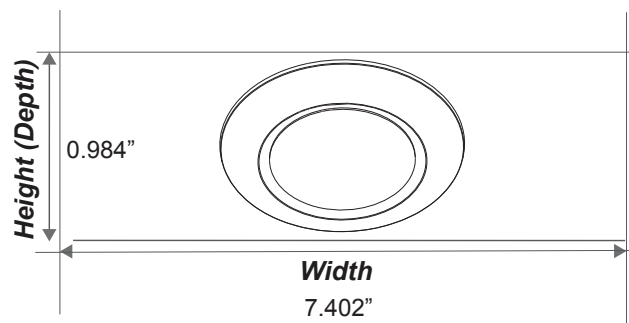
7" LED DISC LIGHT

3000 CCT SOFT WHITE

75W HALOGEN REPLACEMENT

Item# 773275

Ordering Code: LED14DISC/7/930/BLRD/D



Before installation, confirm all parts are in good condition. If any parts are damaged, do not attempt to install. Contact an American Lighting Association (ALA) Certified Relationship Specialist at Bulbrite for help with installation or questions about your kit at 800-528-5555 or info@bulbrite.com.

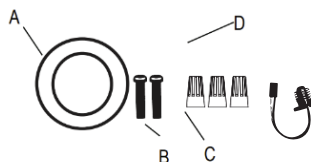
These instructions are provided for your safety. It is important that the instructions are read carefully and completely before assembling. Please save these instructions, as you may need them at a later date.

WARNING: WARNING: RISK OF FIRE OR ELECTRIC SHOCK. TO AVOID ELECTRICAL SHOCK DO NOT DISASSEMBLE PRODUCT AS THERE ARE NO SERVICEABLE PARTS INSIDE. LED DISC INSTALLATION REQUIRES KNOWLEDGE OF LUMINAIRE ELECTRICAL SYSTEMS. IF NOT QUALIFIED, DO NOT ATTEMPT INSTALLATION. CONTACT A QUALIFIED ELECTRICIAN.

BE SURE THE ELECTRICITY TO THE FIXTURE YOU ARE WORKING ON IS SHUT OFF BEFORE INSTALLING OR SERVICING: EITHER THE FUSE IS REMOVED OR THE CIRCUIT BREAKER IS TURNED OFF. TO PREVENT WIRING DAMAGE OR ABRASION, DO NOT EXPOSE WIRING TO THE EDGE OF SHEET METAL OR OTHER SHARP OBJECTS. DO NOT MAKE OR ALTER ANY OPEN HOLES IN AN ENCLOSURE OF WIRING OF ELECTRICAL COMPONENTS DURING INSTALLATION. THIS LED DISC MUST BE INSTALLED IN ACCORDANCE WITH THE NATIONAL ELECTRICAL CODE (NEC) AND RELEVANT LOCAL CODE. SUITABLE FOR WET LOCATIONS. THIS DEVICE IS NOT INTENDED FOR USE WITH EMERGENCY EXITS. TO PREVENT EARLY LAMP FAILURE, LAMP SHOULD ONLY BE INSTALLED IN OPERATING ENVIRONMENTS RANGING BETWEEN -20°C and +40°C (-4°F and +104°F). THIS DEVICE COMPLIES WITH PART 15 OF THE FCC RULES. OPERATION IS SUBJECT TO THE FOLLOWING TWO CONDITIONS:
(1) THIS DEVICE MAY NOT CAUSE HARMFUL INTERFERENCE, AND
(2) THIS DEVICE MUST ACCEPT ANY INTERFERENCE RECEIVED, INCLUDING INTERFERENCE THAT MAY CAUSE UNDESIRABLE OPERATION.

NOTE

If you would like to convert a 6" recessed can with this LED Disc light, please keep the included pigtail and contact Bulbrite (service@bulbrite.com) for the necessary recessed can springs and conversion kit instructions. Request Item #: 773299 Ord. Code: LED7DISC/CAN-SPRINGS



PARTS INCLUDED		
Fig.	Item Description	Qty
A	LED Disc Light	1
B	Mounting Screws	2
C	Wire Nuts	3
D*	E26 pigtail*	1

*For recessed can conversion installation only, discard if not intending to use with a recessed can. Contact Bulbrite for remaining necessary conversion kit accessories and instructions (Service@bulbrite.com).

This LED Disc Lights mounts to a variety of standard ceiling or wall mounted junction boxes.

- 4" round/octagon

- 3-1/2" round old or new construction

Installer must ensure proper fit and mounting as jbox types vary by site.



OCTAGON

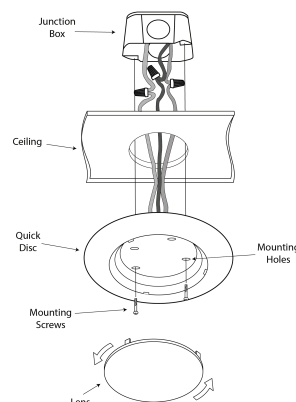


ROUND

GENERAL INSTRUCTIONS:

- This fixture operates on line voltage (standard household power) of 120 Volts, 60 Hertz.
- Can be used in Wet locations.
- Suitable for Type IC or NON-IC installations.
- Operation temperature ranging between -20°C to +40°C (-4°F to +113°F). Lamp life may be affected outside these temperatures.

OVERVIEW OF DISC LIGHT INSTALLATION



800 528 5555

NEW JERSEY | SOUTH CAROLINA | TEXAS

www.bulbrite.com



7" LED DISC LIGHT
3000 CCT SOFT WHITE
75W HALOGEN REPLACEMENT
Item# 773275
Ordering Code: LED14DISC/7/930/BLRD/D

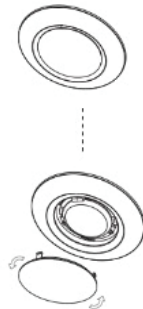
STEP 1: Ensure all electricity is turned off.



OPTIONAL: If you are using a 4" junction box, you may choose to install mounting screws into the junction box at this time. Do not drive the screws completely into the junction box. Alternatively, you can choose to wait until after the disc is wired.

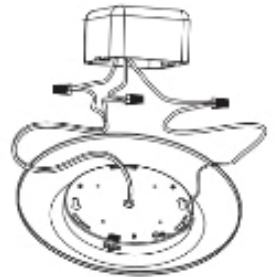
STEP 2:

Remove the lens from the disc.
Take care to not touch any of the diodes or components to avoid damage to the light.



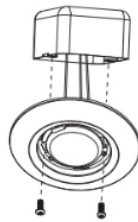
STEP 3:

Connect the supply wires to the junction box using the provided wire nuts (black to black, white to white and green/ground to ground).



STEP 4:

If you already have the screw mounted to the junction box, line up the screw holes on the disc light and attach by turning the fixture clockwise. Otherwise, lining up the screw holes on the junction box and disc light, insert the screws, screwing it in a few threads and turn clockwise. If using a 3-1/2" junction box there will be no twist and lock feature. Tighten the screws to secure fixture in place.



STEP 5:

Finally, twist the lens back onto the disc to complete installation.



3-YEAR LIMITED WARRANTY

Bulbrite offers 3-year limited warranty on this item (based on an average household use of 3 hours per day according to federal estimation standards issued by the Department of Energy and Federal Trade Commission). If a covered product fails within the specified warranty period, please contact Bulbrite Industries, Inc., 145 West Commercial Avenue, Moonachie, NJ 07074, 800.528.5555, info@bulbrite.com. Bulbrite reserves the right to examine all failed lamps, components and/or ballasts and reserves the right to be the sole judge as to whether any lamps and/or Bulbrite lighting products are defective and covered under our warranty. Products are credited, repaired or replaced at Bulbrite's option and associated labor costs may not be covered. These warranties do not apply in the event of conditions demonstrating abnormal use or stress, improper storage, improper installation or extended daily use that is beyond reasonable operating hours for the intended application. Warranties are void if the product is not used for the intention which it was manufactured.

LIMITATION OF LIABILITY

THE FOREGOING WARRANTY CONSTITUTES BULBRITE'S EXCLUSIVE LIABILITY AND THE EXCLUSIVE REMEDY TO A CUSTOMER FOR ANY BREACH OF OR ANY OTHER NONCONFORMITY OF THE PRODUCTS COVERED BY THIS WARRANTY. THIS WARRANTY IS EXCLUSIVE AND IN LIEU OF ALL OTHER WARRANTIES. BULBRITE MAKES NO WARRANTY, EXPRESSED OR IMPLIED OR STATUTORY, INCLUDING, WITHOUT LIMITATION, ANY WARRANTY OF MERCHANTABILITY OR FITNESS FOR A PARTICULAR PURPOSE. NO REPRESENTATIVE, EMPLOYEE, DISTRIBUTOR OR DEALER OF BULBRITE HAS THE AUTHORITY TO MAKE OR IMPLY ANY WARRANTY, REPRESENTATION, PROMISE OR AGREEMENT, WHICH IN ANY WAY VARIES THE TERMS OF THE WARRANTY SET FORTH ABOVE. THE BULBRITE PRODUCTS SOLD TO CUSTOMERS ARE INTENDED TO BE USED ONLY IN THE APPLICATION(S) SPECIFIED BY BULBRITE. ANY OTHER USE RENDERS THE WARRANTY EXPRESSED HEREIN, AND ALL IMPLIED WARRANTIES NULL AND VOID AND SAME ARE HEREBY EXCLUDED. UNDER NO CIRCUMSTANCES SHALL BULBRITE BE LIABLE TO CUSTOMER OR ANY THIRD PARTY FOR CONSEQUENTIAL, INCIDENTAL, INDIRECT, EXEMPLARY, SPECIAL OR OTHER DAMAGES WHETHER IN AN ACTION BASED ON CONTRACT, TORT (INCLUDING NEGLIGENCE) OR ANY OTHER LEGAL THEORY, ARISING OUT OF OR RELATED TO THE PRODUCTS SOLD TO CUSTOMER, INCLUDING BUT NOT LIMITED TO LOST PROFITS OR LOSS OF BUSINESS, EVEN IF BULBRITE IS APPRISED OF THE LIKELIHOOD OF SUCH DAMAGES OCCURRING.