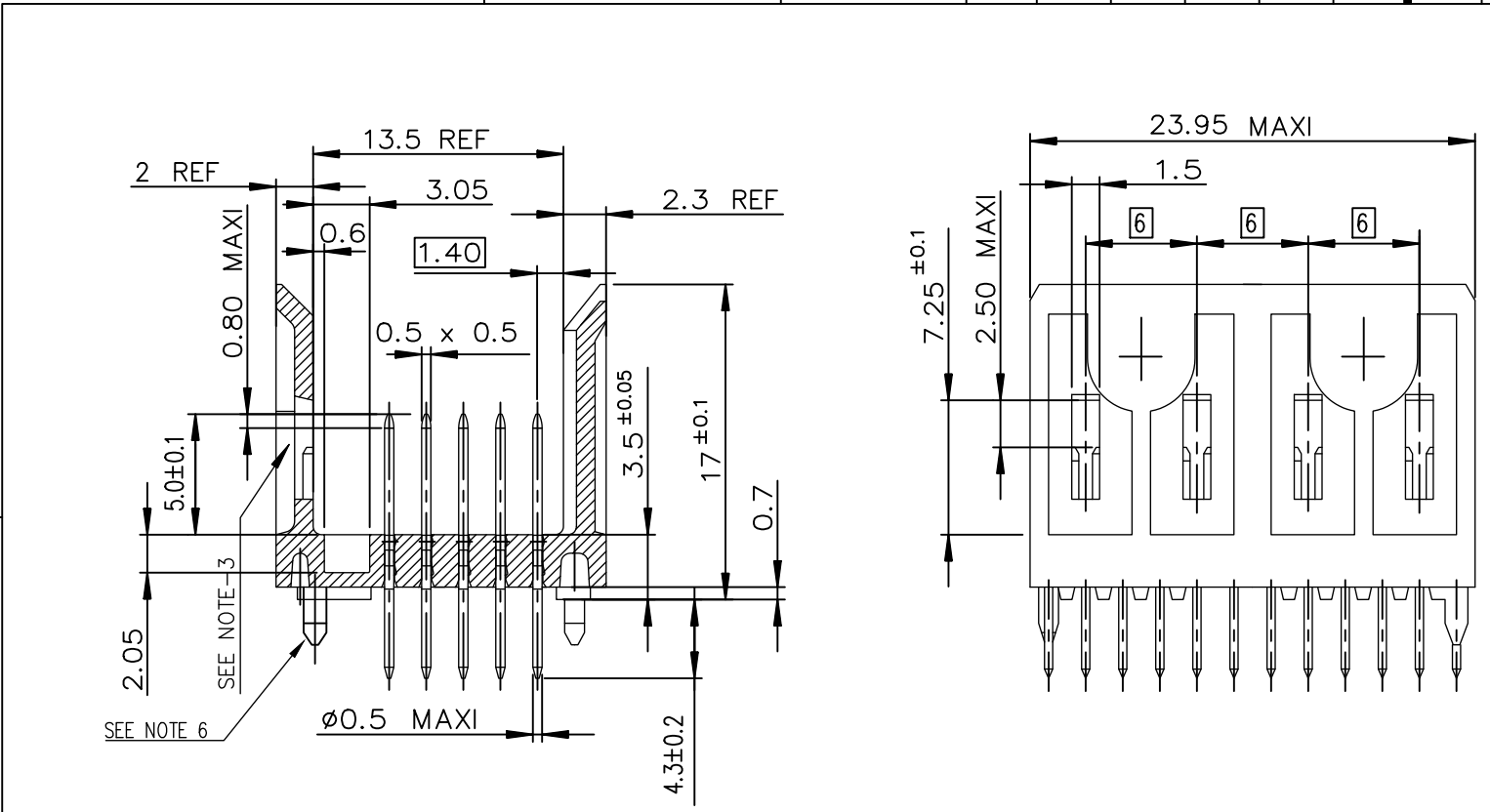


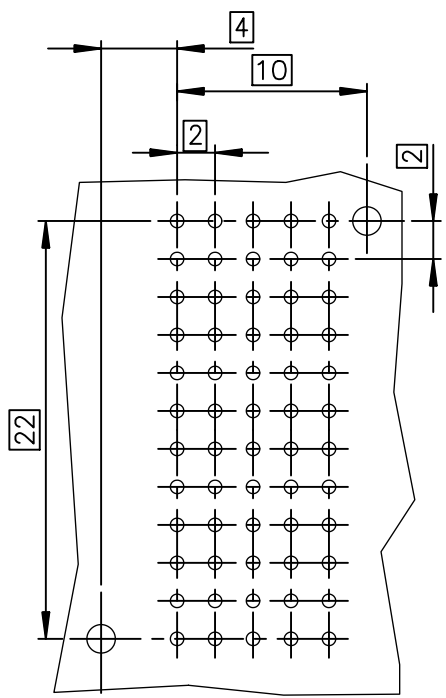


Amphenol  
FCi

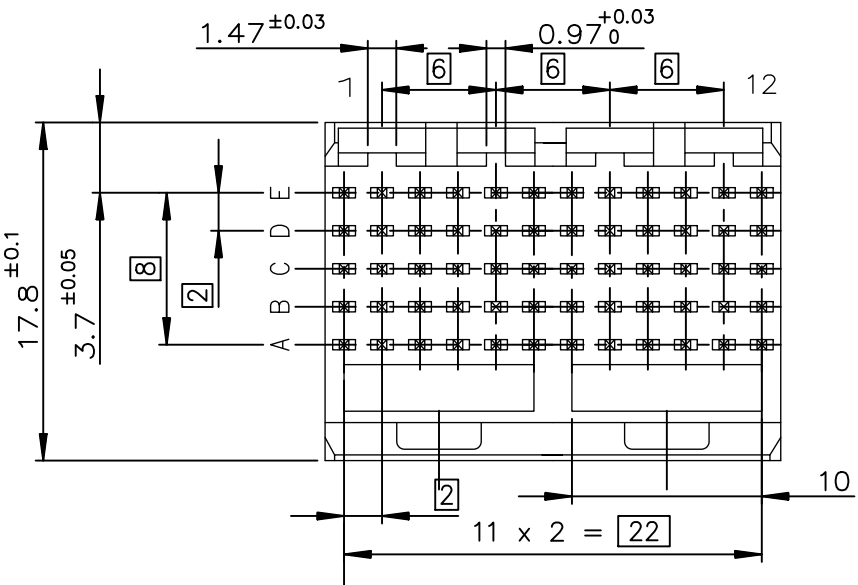
© 2016 AFci



LAYOUT FOR P.C.B  
CONNECTOR SIDE VIEW



FOR PTH REFER DRAWING 58351



GENERAL CHARACTERISTICS AND ROHS INFORMATIONS:  
SEE PRODUCT SPECIFICATION GS-12-446

NOTE :

- MATERIAL : BODY : LCP UL94-V0  
CONTACT : COPPER ALLOY.
- FOR PLATING PERFORMANCE REFER DRAWING # 10159409
- CAVITY FOR CODING KEY MOUNTING AND CABLE CONNECTOR LATCH.
- IF SUFFIX "P" IS ADDED IN P/N PACKAGING IS IN TRAYS BUT CONNECTOR MARKING IS WITHOUT "P"  
EXAMPLE : HM1W52ATR400HXP, MARKED HM1W52ATR400HX
- P.C.B HOLES DEFINITION - SEE GS-12-446
- 2 PEGS AT EACH END ONLY
- THIS PRODUCT MEETS EUROPEAN UNION DIRECTIVES AND OTHER COUNTRY REGULATIONS AS DESCRIBED IN GS-47- 0004
- A  $\Delta$  SYMBOL WILL BE NEXT TO ANY DIMENSION, VIEW, OR NOTE WHICH HAS BEEN MODIFIED WITH THE CURRENT DRAWING REVISION.

SPECIFIC DATAS:

- Visual inspection : 100%
- Marking failures
  - Housing material failures
  - Spoilt housing
  - Stained housing
  - Broken contacts (twisted or loosen)

PART NUMBER : HM1W52ATR400HXP(L)LF

L REFER LUBRICATED (OPTIONAL)  $\Delta$   
SEE NOTE 2

X REFER PLATING PERFORMANCE  $\Delta$   
SEE NOTE 2

mat'l. code		surface ISO 1302 <input checked="" type="checkbox"/>		tolerance ISO 406 ISO 1101		projection 		product family METRAL	
ltr		ecn no		dr		date		title	
A	LS05-0070	LGO	2005-09-19	tolerances unless otherwise specified		mm		METRAL STRAIGHT HDR 60 WAY STB - SPEC 400	
B	LS06-0097	LGO	2006-07-21	angles	linear	.X±0.3		dwg no	
C	LS07-0012	MLE	2007-03-26	0°±2°		.XX±0.13		sheet 1 of 1	
D	ELX-I-39007	MINI	2020-11-18	dr	L.GOISNARD	.XXX±0.050		size	
E	ELX-I-41747	NIRMAL	2021-07-21	enfr	RAHUL MOHAN M	scale -		A3	
sheet index		revision sheet		chr		appd		type	
1		E 1		ALEX BABU		SANJO		Product Customer Drawing	