DESIGN REVIEW CHECKLIST

REFRESH

NOTE: IF SIGNIFICANT SITEWORK IS BEING DONE, THE SITE PLAN MUST BE APPROVED PRIOR TO DESIGN REVIEW SUBMITTAL.
NOTE: THIS FORM MUST BE COMPLETED AND INCLUDED WITH ALL DESIGN REVIEW SUBMISSIONS.

2019v1

08114 . IL . Mattoon . Broadway .RVW 01

Wendy's site # (5 digits) | State/Province (2 letters) | city name | street name | submittal # (2 numbers)

EQUIPMENT PLAN

- [x] UM Bright fixtures, with proper clearances
- [x] separation of order/pay and pick-up at front counter
- [x] 2 queuing boards, confirm digital/static
- [x] Coca-Cola Freestyle® machine in dining area & PUW
- [x] tea and Coca-Cola Freestyle® machine on side of condiment station furthest from the front counter
- [x] ensure Coca-Cola Freestyle® machine clearances
- [x] relocate bug light to restroom corridor
- [x] updated UM Bright finishes
- [x] artpack placement noted
- [x] no TVs & existing TVs removed

REFLECTED CEILING PLAN

- [x] UM Bright compliant light fixtures
- [x] A-2 placement aligns with artpack placement

INTERIOR DINING ELEVATIONS

- [x] UM Bright finishes
- [x] artpack placement

EXTERIOR ELEVATIONS

- [x] drawings match existing conditions
- [x] new building signage, size/color/placement
- [x] removal of all old logos/wordmarks
- [x] updated exterior materials and finishes
- [x] prefinished aluminum accent band at top of window
- [x] prefinished aluminum light box above corrugated metal

FRONT ELEVATION

- [x] flag blade size/placement per the guideline set
- [x] flag blade reveals align with the guideline set
- [x] new QIOR sign size/placement match guideline set
- [x] if front piers exist, have been removed (E2000)

SIDE ELEVATIONS

- [x] K-10s new or painted PEX-1
- [x] safety rail at each customer egress, painted PEX-10
- [ ] if solarium or side car exists, PEX-1 standing seam roof
- [ ] if sign box exists prior to PUW, replace with new face

should any box on this list not be checked, note the site specific rationale for the exception here →

SUBMITTAL PROCESS

1. create preliminary drawings using Wendy's current Guideline Set closest to the existing restaurant
2. verify the primary items are correct in the preliminary drawings by checking the box next to each item
3. compile the design review package PDF in this order: **checklist, equipment plan, RCP, interior dining elevations, and exterior elevations**
4. name design package: **00000.ST.city.street.RVW00**
5. upload the design review package to Gateway
   > project documents > 06. construction
   > a. design review > **01. proposed design**
6. **email design review package to regional Sr. Designer**

SITE SPECIFIC DEVIATIONS/NOTES

INTERNAL QC REVIEW BY:

Mark Griffin

mgriffin@linear-architecture.com

best form of contact (email or phone#)

REFRESH

Proprietary & Confidential ©2019 Quality Is Our Recipe, LLC

SYMBOL LEGEND

SYMBOL	DESCRIPTION
X####	EQUIPMENT TAGS
X####	EQUIPMENT TAGS
XX-##	ARTPACK AND WAYFINDING TAGS

ARTPACK & WAYFINDING LEGEND

MARK	DESCRIPTION
AP-23	WENDY'S LOCAL LOVE (CUSTOM STATE AND STAR LOCATOR)
AP-24	WINK WALL FRAMED GRAPHIC
AP-25	INTERIOR READER BOARD
AP-26	CAUSE PAINTING AND PLAQUE (3 VERSIONS)
AP-30	WELCOME WALL ART
NP-S	NUTRITION POSTER
WF-20	TACTILE EXIT SIGN
WF-21	HAND WASHING SIGN
WF-22	FAMILY RESTROOM SIGN
WF-22A	FAMILY RESTROOM SIGN ACCESSIBLE
WF-23	MEN'S ROOM SIGN
WF-23A	MEN'S ROOM SIGN ACCESSIBLE
WF-25	WOMEN'S ROOM SIGN
WF-25A	WOMEN'S ROOM SIGN ACCESSIBLE
WF-27	WOMEN'S ROOM SIGN
WF-27A	WOMEN'S ROOM SIGN ACCESSIBLE
WF-31	EMPLOYEE ONLY
WF-32	NOT AN ENTRANCE
REFER TO RESPONSIBILITY SCHEDULE FOR ARTPACK INFORMATION	

GENERAL NOTES

GENERAL NOTES

1. G.C. SHALL COORDINATE REQUIREMENTS OF MILLWORK, SPECIALTIES, EQUIPMENT, AND FURNISHINGS WITH OWNER PRIOR TO START OF WORK.
2. ELECTRICAL & PLUMBING REQUIREMENTS FOR THE INSTALLATION OF MILLWORK, SPECIALTIES, EQUIPMENT, AND FURNISHINGS IS THE RESPONSIBILITY OF THE G.C.
3. EQUIPMENT LISTED IS TO BE FURNISHED BY THE KITCHEN EQUIPMENT DISTRIBUTOR UNLESS NOTED OTHERWISE.
4. KITCHEN EQUIPMENT DISTRIBUTOR PROVIDES LABOR FOR UNCRATING, ASSEMBLY AND SETTING OF EQUIPMENT.
5. KITCHEN EQUIPMENT DISTRIBUTOR WILL SUPPLY CRITICAL DIMENSIONS, PLUMBING AND ELECTRICAL SPECIFICATIONS FOR EQUIPMENT SUPPLIED BY THE KITCHEN EQUIPMENT SUPPLIER.
6. ELECTRICAL AND PLUMBING CONTRACTOR TO MAKE FINAL CONNECTION TO EQUIPMENT
7. SEE INTERIOR ELEVATIONS FOR ARTPACK GRAPHIC LOCATIONS.
8. SIGNAGE TO BE SUBMITTED UNDER SEPARATE PERMIT.
9. THE GENERAL CONTRACTOR SHALL PROVIDE A CONTINGENCY BID FOR WORK IN THE BACK OF HOUSE/KITCHEN AREA BEYOND THE SCOPE OF THIS REMODEL SHOWN ON THESE DOCUMENTS. COORDINATE ANY/ALL WORK BID, PROPOSED, OR REQUIRED WITH THE OWNER'S CONSTRUCTION REPRESENTATIVE PRIOR TO PURCHASING OR BEGINNING ANY WORK BEYOND THE LIMITED SCOPE SHOWN ON THESE CONSTRUCTION DOCUMENTS.
10. THE CONTRACTOR SHALL PROVIDE AND INSTALL SOLID WOOD BLOCKING FOR ALL WALL MOUTNED ITEMS, SIGNAGE, EQUIPMENT, MILLWORK, ETC.. COORDINATE LOCATIONS WITH OWNER'S CONSTRUCTION REPRESENTATIVE AS NECESSARY.
11. EXISTING EQUIPMENT TO REMIAN UNLESS NOTED OTHERWISE.

ATTENTION ALL BIDDERS

REFER TO WENDY'S APPROVED CONSOLIDATOR - HJC TO OBTAIN PREFERRED BUILDING MATERIAL PRICING. NATIONAL ACCOUNT CONTACTS AND PHONE NUMBERS PROVIDED FOR REFERENCE.

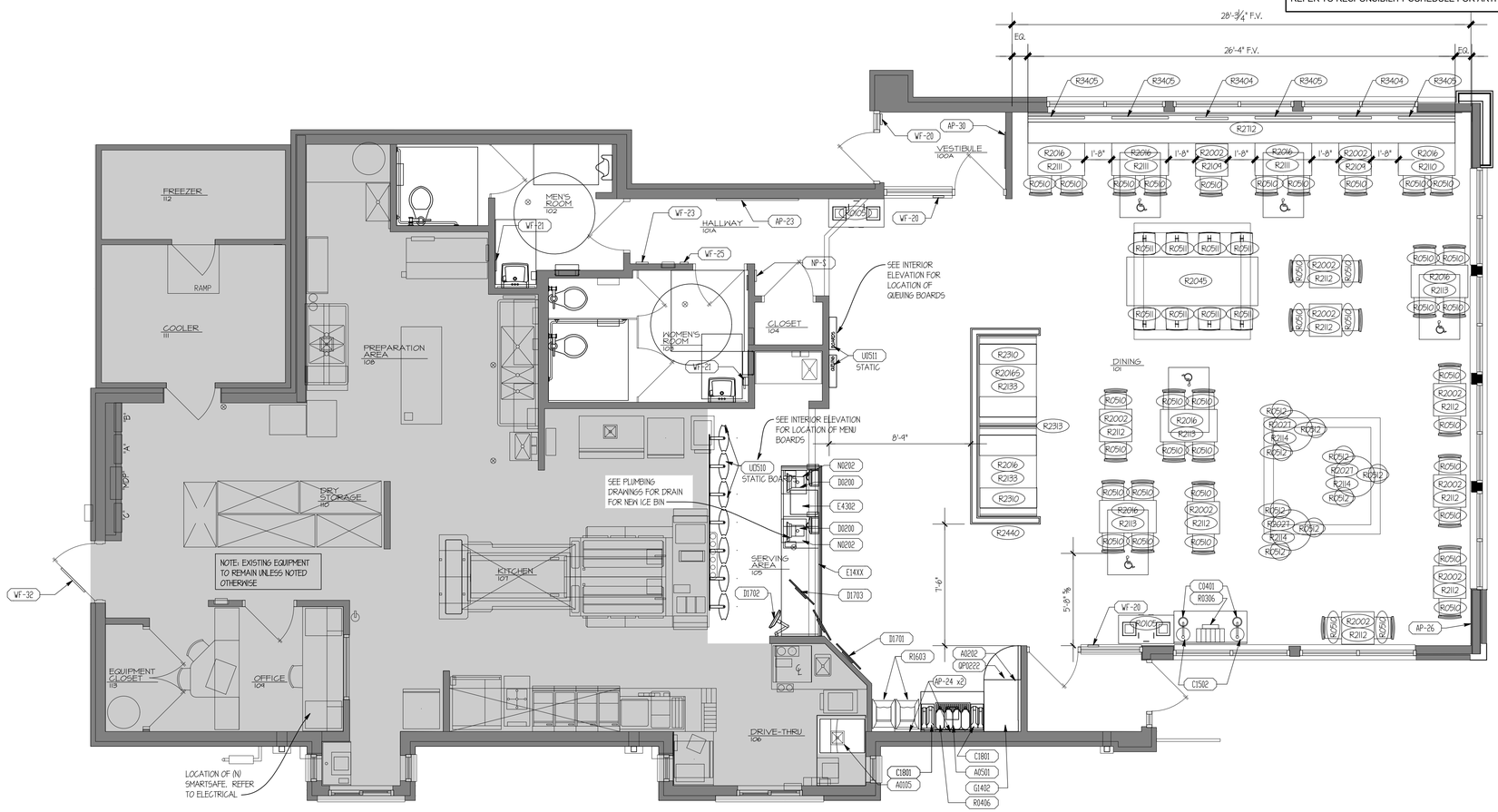

01 EQUIPMENT PLAN
SCALE: 1/4" = 1'-0"

EQUIPMENT SCHEDULE

MARK	QTY.	DESCRIPTION OF EQUIPMENT	REMARKS	FURNISHED BY	INSTALLED BY
A0105		BEVERAGE SYSTEM, PUW - FREESTYLE		KED	KED
A0202		BEVERAGE SYSTEM SELF-SERVE DINING ROOM (FREESTYLE)	EXTERIOR COLOR: SILVER (FOR FREESTYLE)	O	O
A0501		ICED TEA DISPENSER-NARROW OVAL		KED	KED
A0502		ICED TEA DISPENSER-ROUNDED FRONT (3 GALLLON)		KED	KED
C0401		NAPKIN DISPENSER		KED	KED
C1502		KETCHUP PUMP		KED	KED
C1801		LID/STRAW DISPENSER		KED	KED
D0200		POS TERMINAL		O	O
D1701		COPS SCREEN			
D1702		RUNNER SCREEN			
D1703		CEILING MOUNTED PREMIUM BEVERAGE DISPLAY			
D3002		KIOSK (UM)		O	O
E14XX		FRONT COUNTER		KED	KED
E4302		BAKERY CASE		KED	KED
G1402		CHASE @ FREESTYLE		KED	KED
N0202		CASH DROP BOX		KED	KED
QP0222		ICE MACHINE - DINING ROOM W/ REMOTE CONDENSING UNIT - DINING ROOM (ROOF)	# KITCHEN EQUIPMENT SUPPLIER TO VERIFY ACTUAL EQUIPMENT / MODEL / FINISH TO BE USED *QUANTITY WILL VARY DEPENDING ON EXACT BEVERAGE SYSTEM CONFIGURATION	KED KED	KED KED
R0105		TRASH RECEPTACLE (2 BIN ENCLOSURE)		KED	KED
R0106		TRASH RECEPTACLE (3-STREAM - CANADA)		KED	KED
R0302		CONDIMENT STAND (w/ DRAIN)		KED	KED
R0510		CHAIR - STANDARD HEIGHT		KED	KED
R0511		CHAIR - BAR HEIGHT		KED	KED
R0512		STOOL: 24" HIGH		KED	KED
R1603		HIGH CHAIRS		KED	KED
R1705		BOOSTER CHAIR		KED	KED
R2002		TABLE TOP: 24" X 24"		KED	KED
R2016		TABLE TOP: 24" X 42"		KED	KED
R2016S		TABLE TOP: 24" X 42" - STENCIL		KED	KED
R2027		TABLE TOP: 30" DIAMETER		KED	KED
R2043		FAMILY TABLE TOP: 30" X 66" (6 SEAT)		KED	KED
R2044		FAMILY TABLE TOP: 24" X 62" (6 SEAT)		KED	KED
R2045		COMMUNITY W-TABLE (FREESTANDING; 8 SEAT; 96" LONG)		KED	KED
R2046		COMMUNITY W-TABLE (CANTILEVERED; 8 SEAT; 96" LONG)		KED	KED
R2047		COMMUNITY W-TABLE (FREESTANDING; 10 SEAT; 120" LONG)		KED	KED
R2048		COMMUNITY W-TABLE (CANTILEVERED; 10 SEAT; 120" LONG)		KED	KED
R2109		TABLE BASE: 2-TOP - FIXED		KED	KED
R2110		TABLE BASE: 4-TOP - FIXED		KED	KED
R2111		TABLE BASE: 4-TOP ACCESSIBLE - FIXED		KED	KED
R2112		TABLE BASE: 22" X-BASE - FREE STANDING		KED	KED
R2113		TABLE BASE: 22" T-BASE (ACCESSIBLE) - FREE STANDING	2 BASES REQUIRED PER TABLE	KED	KED
R2114		TABLE BASE: 22" X-BASE (COUNTER HGT 34" - FREE STANDING)		KED	KED
R2133		CANTILEVER TABLE BRACKET (4-TOP)		KED	KED
R2310		42" SINGLE BOOTH - STANDARD (WOOD)		KED	KED
R2313		42" DOUBLE BOOTH - STANDARD (WOOD)		KED	KED
R2439		LOW WALL AT "W TABLE"		KED	KED
R2440		U WALL AT BOOTHS		KED	KED
R2702		BENCH 15'-10"		KED	KED
R2712		BENCH 26'-4"		KED	KED
R2713		BENCH 24'-6"		KED	KED
R3310		KIOSK LEDGE (UM; 3 STATIONS) - 89"		O	O
R3404		SEAT CUSHION 24" WIDE		O	O
R3405		SEAT CUSHION 42" WIDE		O	O
U0510		BACKLIT STATIC MENU BOARDS	*OWNER TO VERIFY ACTUAL EQUIPMENT/MODEL TO BE USED	O	O
U0511		BACKLIT STATIC REVIEW BOARDS	*OWNER TO VERIFY ACTUAL EQUIPMENT/MODEL TO BE USED	O	O

O = OWNER GC = GENERAL CONTRACTOR KED = KITCHEN EQUIPMENT DISTRIBUTER

SITE NUMBER:	08114
BUILDING TYPE:	E2000
ASSET TYPE:	FREESTANDING
CLASSIFICATION:	REFRESH
OWNER:	STARBOARD
BASE VERSION:	2020 SUMMER
UPGRADE CLASSIFICATION:	N/A
PROJECT YEAR:	2021
DESIGN TYPE:	(2.0) UM BRIGHT
DRAWING RELEASE:	SUMMER 2020

CONTRACTOR SHALL VERIFY ALL DIMENSIONS AT THE JOB SITE AND NOTIFY THE ARCHITECTS OF ANY DIMENSIONAL ERRORS, OMISSIONS OR DISCREPANCIES BEFORE BEGINNING OR FABRICATING ANY WORK
DO NOT SCALE DRAWINGS

Marc Brundige, Architect
Linear Architecture LLC
4436 Harvest Hill Rd.
Dallas, TX 75244
PHONE: 469-299-7056

PROJECT TYPE: E2000 REFRESH

#08114 (STARBOARD #707)
1209 BROADWAY AVE. E
MATTOON, IL 61938

REV. DATE DESCRIPTION

ISSUE DATE
PROJECT NUMBER
DRAWN BY
CHECKED BY
SEAL

SHEET NAME
EQUIPMENT PLAN AND SCHEDULE

SHEET NUMBER
EQ1.1

5/17/2021, 9:22 AM, C:\Users\mgriffin\Linear Architecture, Inc\Marc Brundige - Public\WENDY'S\21-38 Starboard 707 Mattoon, IL (Refresh L1)\Construction Documents\03_EQ1_1_Equipment Plan.dwg, mgriffin

LIGHTING FIXTURE SCHEDULE - REFRESH - US

SYMBOL	LAMP #	MFR. / CATALOG #	FIXTURE DESCRIPTION	FINISH	MOUNTING	REMARKS
~~A-1H/ A-2H/ A-3H~~	~~BUILT-IN~~	~~HOUSING: NORA NHIC-6LMRAT~~	~~HOUSING WITH DIRECT LED CONNECT~~			~~PRIMARY~~
A-1	BUILT-IN	MODULE: MAXLITE RR61130W-L7	6" LED DOWNLIGHT	WHITE	RECESSED	
A-2	BUILT-IN	MODULE: MAXLITE RR61030W	6" LED EYE-BALL (AIMABLE)	WHITE	RECESSED	
~~K-10~~	~~BUILT-IN~~	~~INDESSA - 574 - 1LED19 - BRZ - 3500~~	~~WALL SCONCE (EXTERIOR)~~	~~BRONZE~~	~~SURFACE (WALL)~~	
P-4L	BUILT-IN	LAMBERT 612-AGB (GU-24 SOCKET)	LARGE DECORATIVE PENDANT	MATTE WHITE/AGED BRASS	PENDANT (CHAIN)	B.O.F. @ 6'-6" A.F.F
P-5	BUILT-IN	ARKANSAS LIGHTING: 4240P-LED	LARGE DECORATIVE PENDANT	MATTE BLACK	PENDANT (CABLES)	B.O.F. @ 7'-6" A.F.F

GENERAL NOTES

1. HOLD DOWN CLIPS SHALL BE PROVIDED FOR ALL CEILING TILES IN THE VESTIBULES.
2. SEE INTERIOR FINISH SCHEDULE FOR CEILING TILE.
3. DO NOT SCREW THE CEILING GRID TO THE STAINLESS STEEL HOODS. USE DOUBLE-FACED TAPE.
4. REFER TO ELECTRICAL AND/OR HVAC DRAWINGS FOR ADDITIONAL INFORMATION REGARDING ALL FIXTURES, DEVICES AND EQUIPMENT SHOWN ON THIS PLAN.
5. VERIFY EXISTING MUSIC SYSTEM IN DINING ROOM. COORDINATE REQUIREMENTS WITH WENDY'S REP.
6. VERIFY EXISTING WIFI SYSTEM. COORDINATE REQUIREMENTS WITH WENDY'S REP.

LEGEND

- FLUORESCENT LIGHTING FIXTURE
- NEW CEILING GRID AND ACT (CT-2)
- (E) CEILING GRID AND NEW ACT (CT-2) (DESIGNATED BY HALF-TONE)
- NEW WASHABLE SUSPENDED ACOUSTICAL CEILING TILE, CT-4
- EXIT LIGHT FIXTURE
- X'-X" CEILING MOUNTED LIGHT TRACK
- HANGING LIGHT FIXTURE
- OR RECESSED OR WALL WASH CAN LIGHT FIXTURE
- WALL MOUNTED LIGHT FIXTURE
- SUSPENDED COMMUNITY FIXTURE
- PENDANT LIGHT FIXTURE
- SUPPLY AIR DIFFUSER
- RETURN AIR DIFFUSER
- CEILING RECESSED EMERGENCY FLOOD LIGHT
- EXTERIOR REMOTE EMERGENCY FLOOD LIGHT
- S CEILING SPEAKER

NOTE:
ALL FIXTURES TO BE PROVIDED BY ELECTRICAL CONTRACTOR UNLESS OTHERWISE NOTED. ELECTRICAL CONTRACTOR TO VERIFY COLOR SCHEME BEFORE PLACING ORDER.

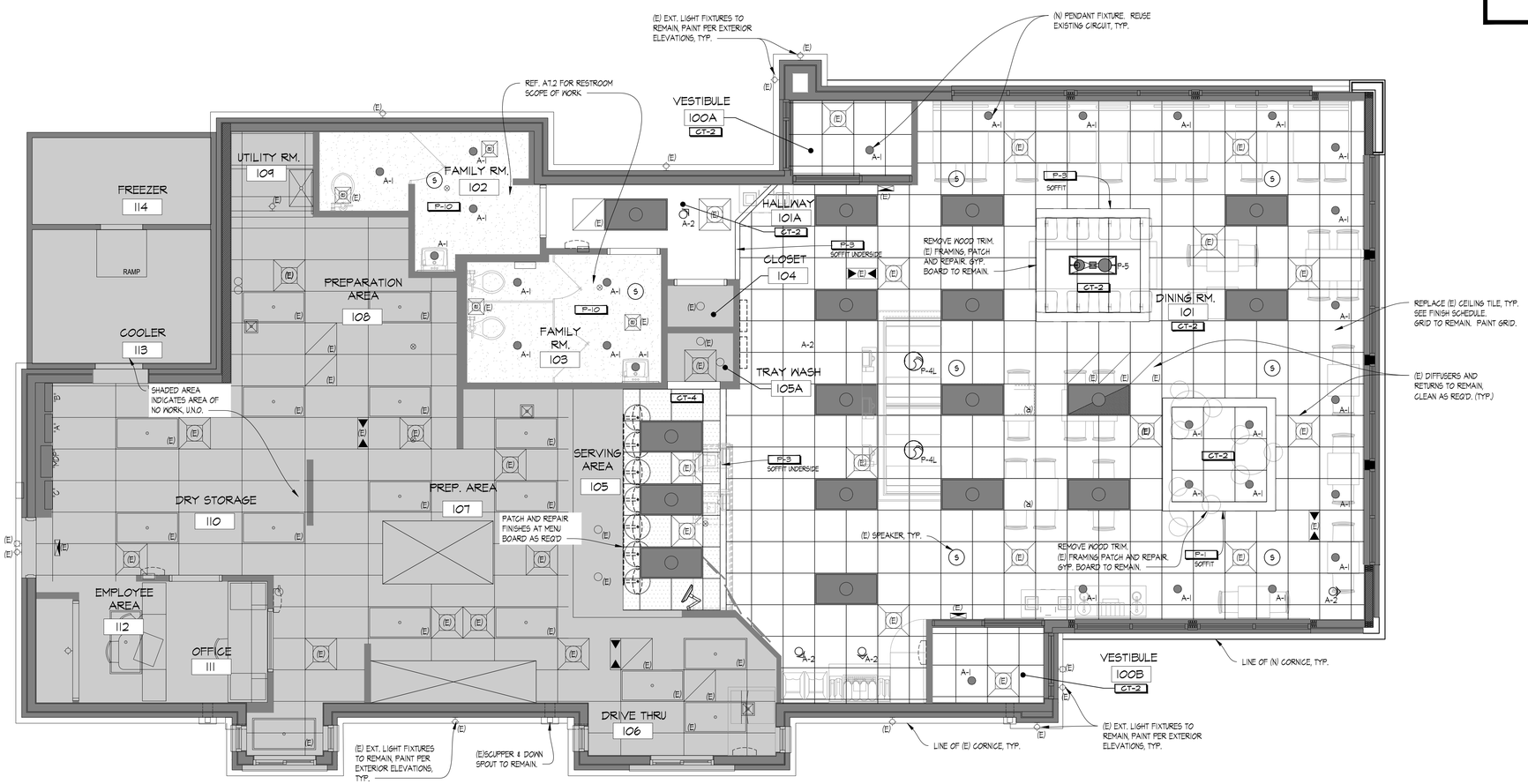

01 REFLECTED CEILING PLAN
SCALE: 1/4" = 1'-0"

SITE NUMBER:	08114
BUILDING TYPE:	E2000
ASSET TYPE:	FREESTANDING
CLASSIFICATION:	REFRESH
OWNER:	STARBOARD
BASE VERSION:	2020 SUMMER
UPGRADE CLASSIFICATION:	N/A
PROJECT YEAR:	2021
DESIGN TYPE:	(2.0) UM BRIGHT
DRAWING RELEASE:	SUMMER 2020

CONTRACTOR SHALL VERIFY ALL DIMENSIONS AT THE JOB SITE AND NOTIFY THE ARCHITECTS OF ANY DIMENSIONAL ERRORS, OMISSIONS OR DISCREPANCIES BEFORE BEGINNING OR FABRICATING ANY WORK
DO NOT SCALE DRAWINGS

Marc Brundige, Architect
Linear Architecture LLC
4436 Harvest Hill Rd.
Dallas, TX 75244
PHONE: 469-299-7056

PROJECT TYPE: E2000 REFRESH

Wendy's
#08114 (STARBOARD #707)
1209 BROADWAY AVE. E
MATTOON, IL 61938

REV.	DATE	DESCRIPTION

ISSUE DATE
PROJECT NUMBER
DRAWN BY XXX
CHECKED BY XXX
SEAL

SHEET NAME
REFLECTED CEILING PLAN

SHEET NUMBER
A1.2

5/17/2021, 8:20 AM, C:\Users\mgriffin\Linear Architecture, Inc\Marc Brundige - Public\WENDY'S\21-35 Starboard 707 Mattoon, IL (Refresh LI)\Construction Documents\03_A1.2_Reflected Ceiling Plan.dwg, mgriffin

NOTE: SEE SHEET A1.1 FOR ARTPACK SCHEDULE

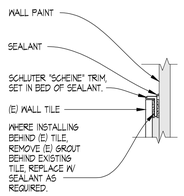

15 BATHROOM TRIM DETAIL
SCALE: 3" = 1'-0"

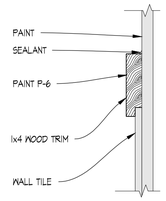

14 NEW TRIM DETAIL
SCALE: 3" = 1'-0"

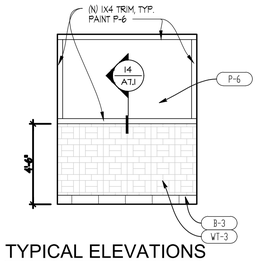

11 TYPICAL ELEVATIONS
SCALE: 1/4" = 1'-0"

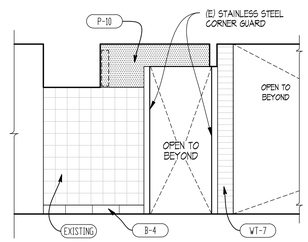

10 SERVING AREA
SCALE: 1/4" = 1'-0"

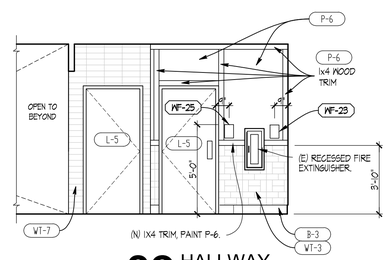

09 HALLWAY
SCALE: 1/4" = 1'-0"

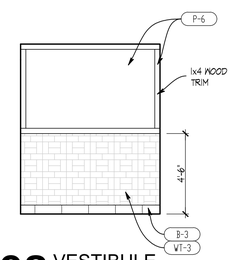

08 VESTIBULE
SCALE: 1/4" = 1'-0"

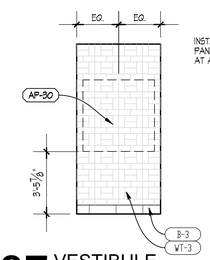

07 VESTIBULE
SCALE: 1/4" = 1'-0"

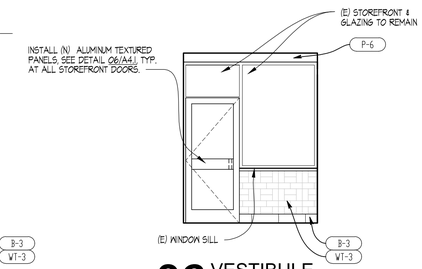

06 VESTIBULE
SCALE: 1/4" = 1'-0"

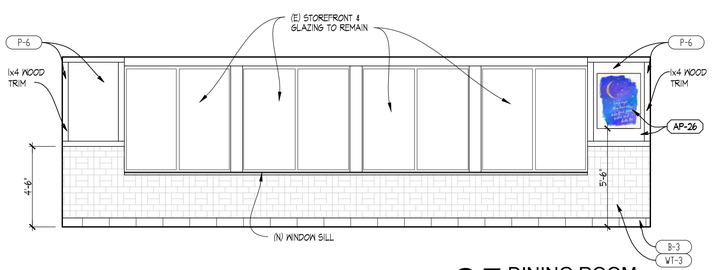

05 DINING ROOM
SCALE: 1/4" = 1'-0"

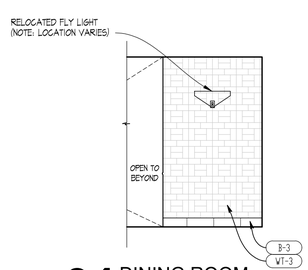

04 DINING ROOM
SCALE: 1/4" = 1'-0"

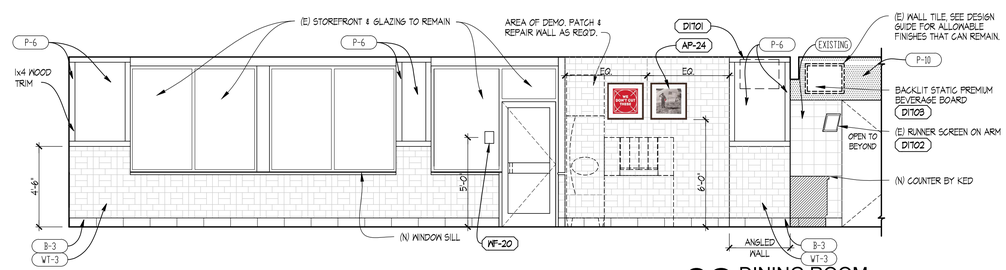

03 DINING ROOM
SCALE: 1/4" = 1'-0"

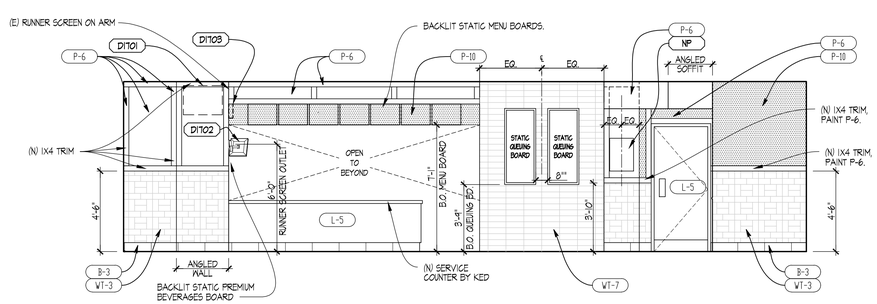

02 SERVING AREA
SCALE: 1/4" = 1'-0"

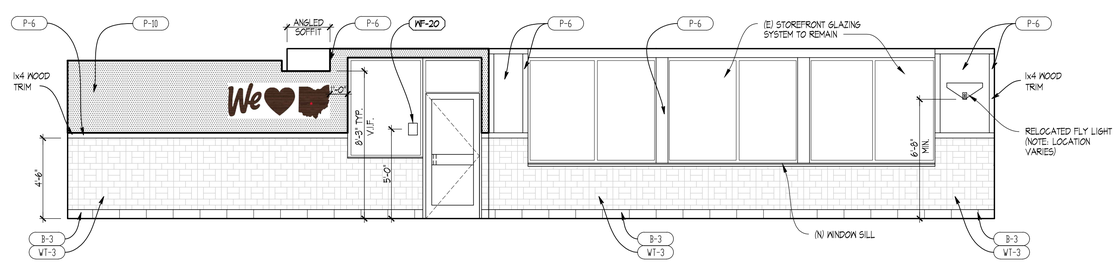

01 DINING ROOM
SCALE: 1/4" = 1'-0"

SITE NUMBER:	08114
BUILDING TYPE:	E2000
ASSET TYPE:	FREESTANDING
CLASSIFICATION:	REFRESH
OWNER:	STARBOARD
BASE VERSION:	2020 SUMMER
UPGRADE CLASSIFICATION:	N/A
PROJECT YEAR:	2021
DESIGN TYPE:	(2.0) UM BRIGHT
DRAWING RELEASE:	SUMMER 2020

CONTRACTOR SHALL VERIFY ALL DIMENSIONS AT THE JOB SITE AND NOTIFY THE ARCHITECTS OF ANY DIMENSIONAL ERRORS, OMISSIONS OR DISCREPANCIES BEFORE BEGINNING OR FABRICATING ANY WORK
DO NOT SCALE DRAWINGS

Marc Brundige, Architect
Linear Architecture LLC
4436 Harvest Hill Rd.
Dallas, TX 75244
PHONE: 469-299-7056

PROJECT TYPE: E2000 REFRESH

Wendy's

#08114 (STARBOARD #707)
1209 BROADWAY AVE. E
MATTOON, IL 61938

REV.	DATE	DESCRIPTION

ISSUE DATE

PROJECT NUMBER

DRAWN BY XXX

CHECKED BY XXX

SEAL

SHEET NAME

INTERIOR ELEVATIONS DINING ROOM

SHEET NUMBER

A7.1

5/17/2021, 8:14 AM, C:\Users\mgriffin\Linear Architecture, Inc\Marc Brundige - Public\WENDY'S\21-35 Starboard 707 Mattoon, IL (Refresh LI)\Construction Documents\03_A7_Interior Elevations.dwg, mgriffin

RESTROOM FIXTURE AND HARDWARE SCHEDULE

MARK	QTY	DESCRIPTION	MODEL	FINISH	NOTES
A		NOT USED			
B		NEW SEMI-RECESSED HAND DRYER, OPTIONAL FOR FRANCHISEE RESTAURANTS.	ASI 10-0199-1 SURFACE MOUNTED STAINLESS STEEL HAND DRYER		
C		TOILET PAPER DISPENSER: SURFACE MOUNTED JUMBO ROLL TOILET TISSUE DISPENSER	ASI MODEL NO. 0042	SATIN	OUTER CABINET, STAINLESS STEEL
D		COAT HOOK	BRADLEY 9114 SATIN STAINLESS STEEL HOOK	SATIN	SEE PLAN FOR LOCATIONS
E		BABY CHANGING STATION	KOALA KARE PRODUCTS KB200-00	CREAM	REFER TO MANUFACTURER FOR INSTALLATION
F		TWO WALL TOILET COMPARTMENT GRAB BAR 1 1/4" DIAMETER	ASI - 3800 TYPE 57	SATIN	STAINLESS STEEL W/ EXPOSED MOUNTING, FURNISHED COMPLETE W/ MOUNTING KIT
G		URINAL	REF PLUMBING		HANDS FREE
H		MIRROR	MEEK M2513 24 X 36 MIRROR	SATIN	STAINLESS STEEL - ANGLE FRAMED W/ WELDED CORNERS
J		18" VERTICAL GRAB BAR	MAINLINE PB2312	SATIN	STAINLESS STEEL W/ EXPOSED MOUNTING, FURNISHED COMPLETE W/ MOUNTING KIT
K		WALL MOUNTED "ECOLAB" HANDS-FREE SOAP DISPENSER		BLACK	SUPPLIED BY KED (C0204)
L		LAVATORY	REF PLUMBING		HANDS FREE
M		WATER CLOSET	REF PLUMBING		HANDS FREE

NOTE: REFER TO SUPPLIER SHEET FOR BUILDING MATERIAL CONSOLIDATOR CONTACT INFORMATION.

RESTROOM SCOPE

1. REMOVE EXISTING PLUMBING FIXTURES AND RESTROOM ACCESSORIES AS REQUIRED FOR INSTALLATION OF NEW FINISHES. VERIFY W/ OWNER'S REPRESENTATIVE IF ITEMS ARE TO BE STORED AND REUSED.
2. REFER TO DESIGN GUIDE FOR COMPLIANT EXISTING WALL TILE TO REMAIN.
3. REMOVE EXISTING FLOOR & WALL FINISHES THROUGHOUT THE RESTROOMS, AS REQUIRED FOR NEW FINISHES. CLEAN, PREP, & REPAIR SUBSTRATES TO SPECIFICATION REQUIREMENTS OF NEW SCHEDULED FINISHES. REPLACE DAMAGED SUBSTRATES AS REQUIRED, DO NOT ADD LAYERS OF SUBSTRATE.
4. REMOVE EXISTING TOILET PARTITIONS AND ASSOCIATED HARDWARE. VERIFY W/ OWNER'S REPRESENTATIVE IF ITEMS ARE TO BE STORED AND REUSED.

RESTROOM ELEVATIONS GENERAL NOTES

1. FIELD VERIFY AND/OR PROVIDE ADDITIONAL REQUIREMENTS TO PROVIDE ACCESSIBILITY PER LOCAL CODE AND THE ADA STANDARDS.

NOTE: SEE SHEET A1.1 FOR ART PACK SCHEDULE

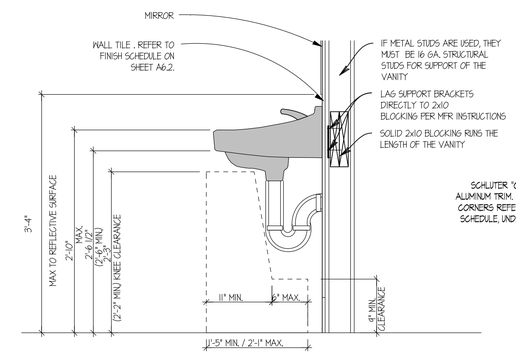

10 TYPICAL LAVATORY SECTION
SCALE: 1/4" = 1'-0"

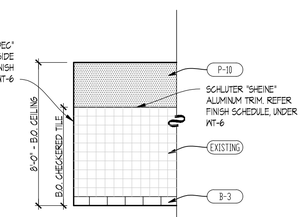

09 TYPICAL WALL FINISHES
SCALE: 1/4" = 1'-0"

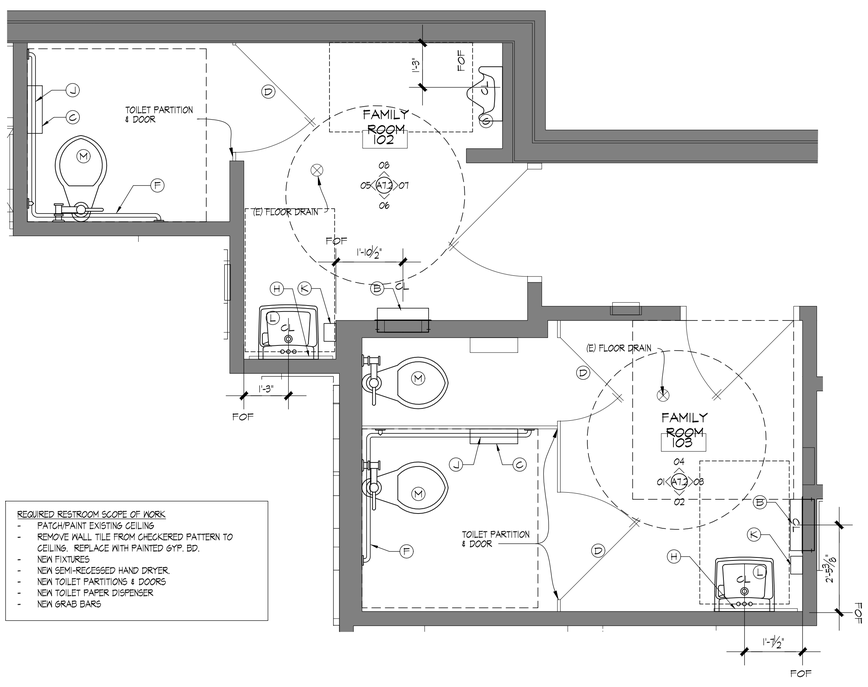

REQUIRED RESTROOM SCOPE OF WORK:
- PATCH/PAINT EXISTING CEILING
- REMOVE WALL TILE FROM CHECKERED PATTERN TO CEILING. REPLACE WITH PAINTED GYP. BD.
- NEW FIXTURES
- NEW SEMI-RECESSED HAND DRYER.
- NEW TOILET PARTITIONS & DOORS
- NEW TOILET PAPER DISPENSER
- NEW GRAB BARS

A ENLARGED RESTROOM FLOOR PLAN
SCALE: 1/2" = 1'-0"

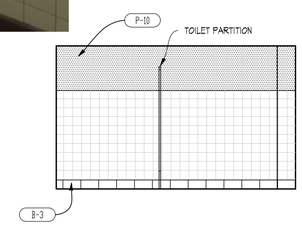

08 FAMILY TOILET
SCALE: 1/4" = 1'-0"

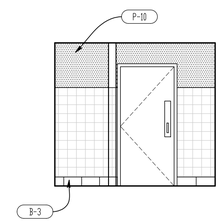

07 FAMILY TOILET
SCALE: 1/4" = 1'-0"

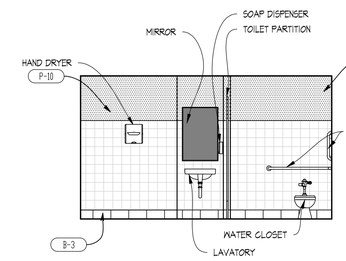

06 FAMILY TOILET
SCALE: 1/4" = 1'-0"

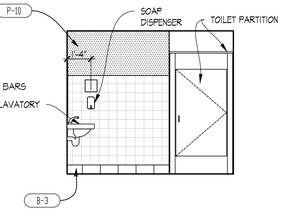

05 FAMILY TOILET
SCALE: 1/4" = 1'-0"

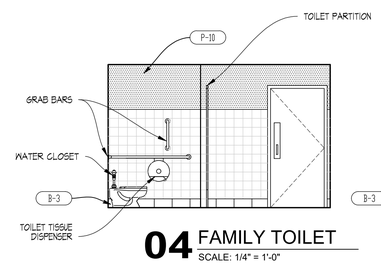

04 FAMILY TOILET
SCALE: 1/4" = 1'-0"

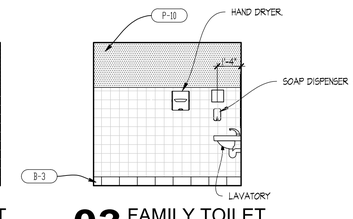

03 FAMILY TOILET
SCALE: 1/4" = 1'-0"

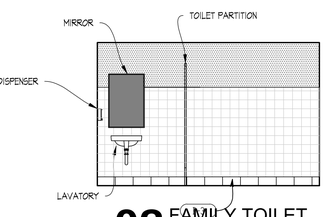

02 FAMILY TOILET
SCALE: 1/4" = 1'-0"

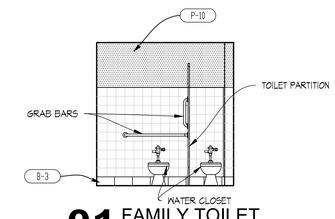

01 FAMILY TOILET
SCALE: 1/4" = 1'-0"

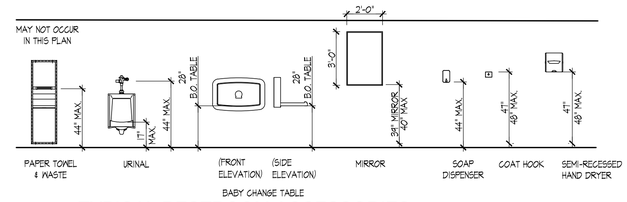

00 TYPICAL RESTROOM ACCESSORIES
SCALE: 1/4" = 1'-0"

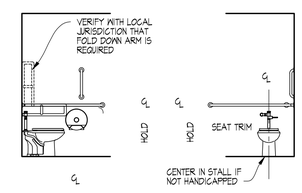

NOTE CONTRACTOR TO PROVIDE 2X6 WOOD BLOCKING IN WALL FOR ANCHORAGE OF GRAB BARS AS REQUIRED.

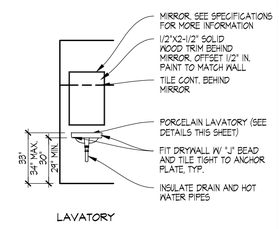

LAVATORY

SITE NUMBER:	08114
BUILDING TYPE:	E2000
ASSET TYPE:	FREESTANDING
CLASSIFICATION:	REFRESH
OWNER:	STARBOARD
BASE VERSION:	2020 SUMMER
UPGRADE CLASSIFICATION:	N/A
PROJECT YEAR:	2021
DESIGN TYPE:	(2.0) UM BRIGHT
DRAWING RELEASE:	SUMMER 2020

CONTRACTOR SHALL VERIFY ALL DIMENSIONS AT THE JOB SITE AND NOTIFY THE ARCHITECTS OF ANY DIMENSIONAL ERRORS, OMISSIONS OR DISCREPANCIES BEFORE BEGINNING OR FABRICATING ANY WORK
DO NOT SCALE DRAWINGS

Marc Brundige, Architect
Linear Architecture LLC
4436 Harvest Hill Rd.
Dallas, TX 75244
PHONE: 469-299-7056

PROJECT TYPE: E2000 REFRESH

#08114 (STARBOARD #707)
1209 BROADWAY AVE. E
MATTOON, IL 61938

REV.	DATE	DESCRIPTION

ISSUE DATE
PROJECT NUMBER
DRAWN BY XXX
CHECKED BY XXX
SEAL

SHEET NAME
INTERIOR ELEVATIONS RESTROOMS

SHEET NUMBER
A7.2

5/17/2021, 9:13 AM, C:\Users\mgriffin\Linear Architecture, Inc\Marc Brundige - Public\WENDY'S\21-35 Starboard 707 Mattoon, IL (Refresh L1)\Construction Documents\03_A7_Interior Elevations.dwg, mgriffin

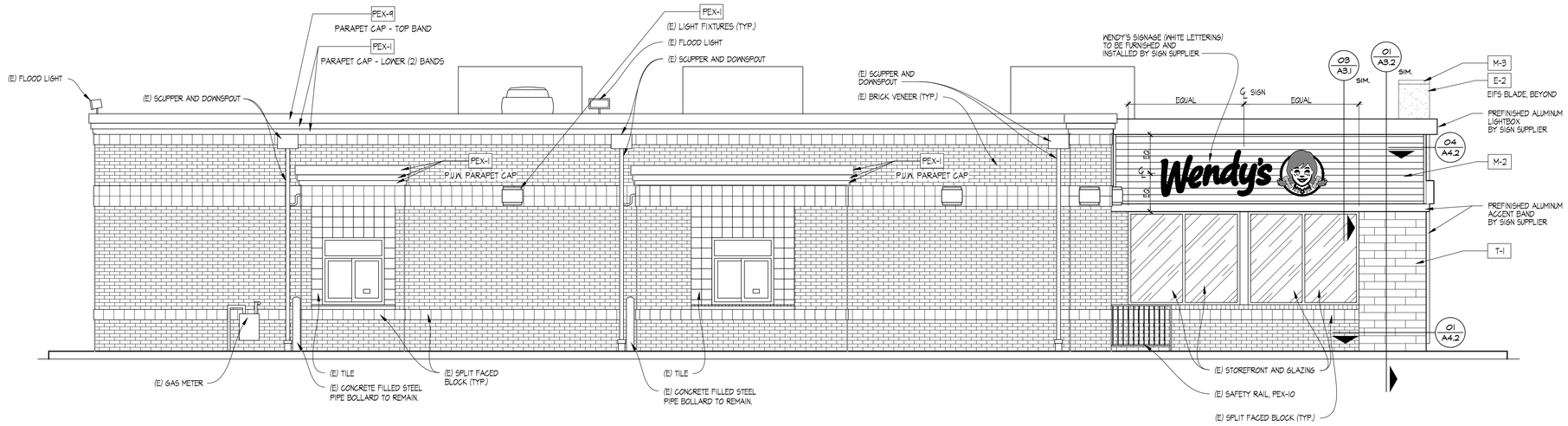

04 LEFT SIDE ELEVATION
SCALE: 1/4" = 1'-0"

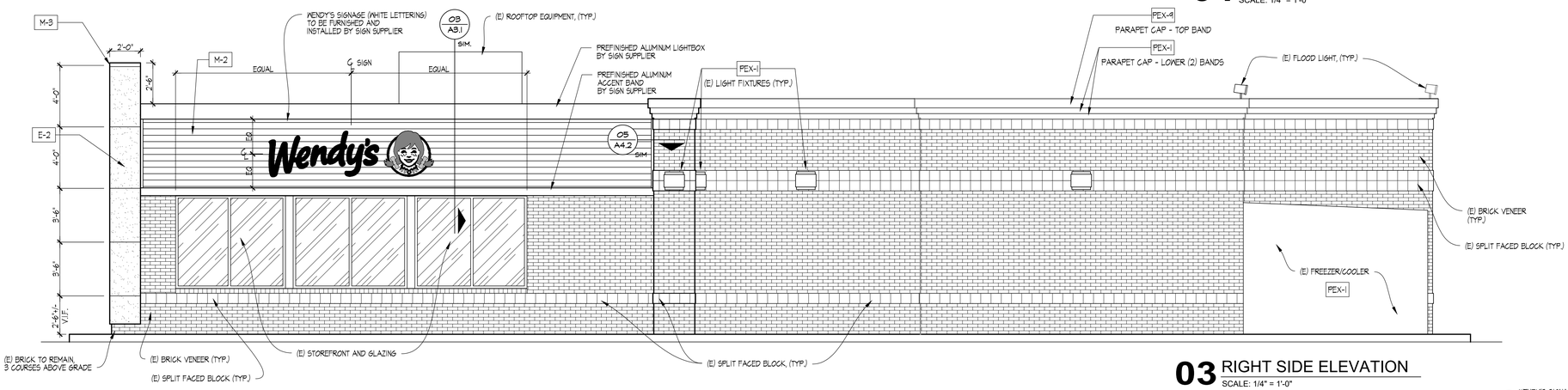

03 RIGHT SIDE ELEVATION
SCALE: 1/4" = 1'-0"

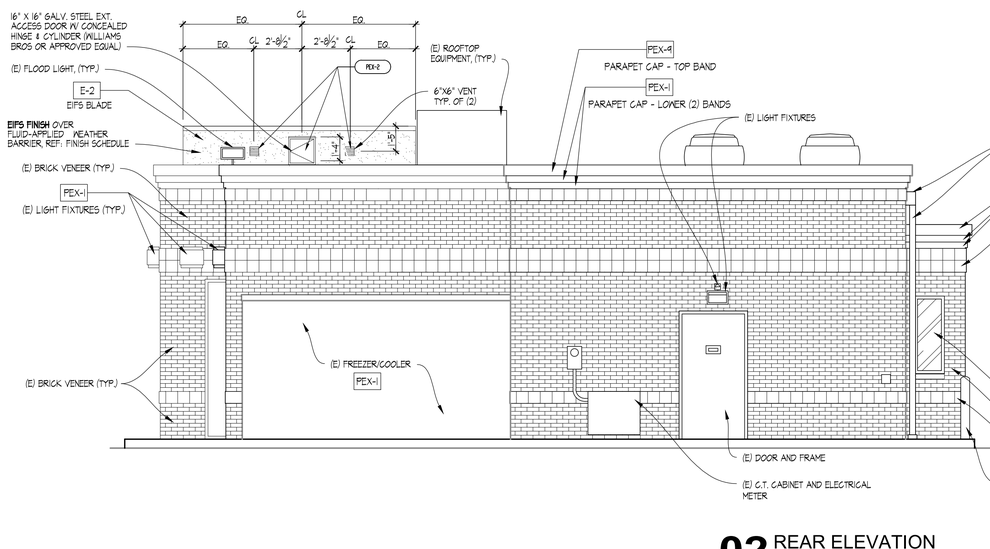

02 REAR ELEVATION
SCALE: 1/4" = 1'-0"

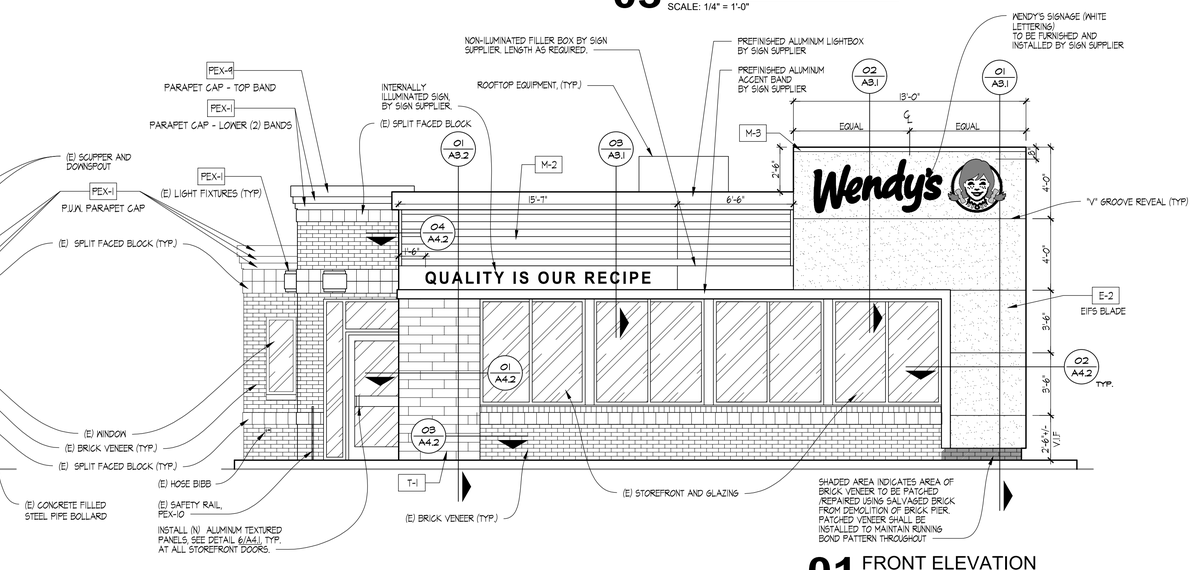

01 FRONT ELEVATION
SCALE: 1/4" = 1'-0"

SITE NUMBER:	08114
BUILDING TYPE:	E2000
ASSET TYPE:	FREESTANDING
CLASSIFICATION:	REFRESH
OWNER:	STARBOARD
BASE VERSION:	2020 SUMMER
UPGRADE CLASSIFICATION:	N/A
PROJECT YEAR:	2021
DESIGN TYPE:	(2.0) UM BRIGHT
DRAWING RELEASE:	SUMMER 2020

CONTRACTOR SHALL VERIFY ALL DIMENSIONS AT THE JOB SITE AND NOTIFY THE ARCHITECTS OF ANY DIMENSIONAL ERRORS, OMISSIONS OR DISCREPANCIES BEFORE BEGINNING OR FABRICATING ANY WORK
DO NOT SCALE DRAWINGS

Marc Brundige, Architect
Linear Architecture LLC
4436 Harvest Hill Rd.
Dallas, TX 75244
PHONE: 469-299-7056

PROJECT TYPE: E2000 REFRESH

#08114 (STARBOARD #707)
1209 BROADWAY AVE. E
MATTOON, IL 61938

REV.	DATE	DESCRIPTION

ISSUE DATE
PROJECT NUMBER
DRAWN BY xxx
CHECKED BY xxx
SEAL

SHEET NAME
EXTERIOR ELEVATIONS

SHEET NUMBER
A2.1

5/17/2021, 8:34 AM, C:\Users\mrgriffin\Linear Architecture, Inc\Marc Brundige - Public\WENDY'S\27-35 Starboard 707 Mattoon, IL (Refresh LI)\Construction Documents\03_A2_Exterior Elevations.dwg, mgriffin