

Airport Strategic Planning Board (Airport Advisory Board) **MEETING AGENDA**

Monday, December 2, 2019 4:00 P.M.
Airport Administration Building
1723 McCollum Parkway – ENTRANCE A
Kennesaw, GA 30144

I. Call to Order



II. AAB Business Items



- Minutes - No Changes to 2nd Draft Distributed
- 2020 Meeting Calendar

<u>Date</u>	<u>Time</u>	<u>Location</u>
•		
• 1 st Monday, February 3, 2020	4:00 pm	Airport Admin Bldg
• 2 nd Monday, April 13, 2020	4:00 pm	Airport Admin Bldg
• 1 st Monday, June 1, 2020	4:00 pm	Airport Admin Bldg
• 1 st Monday, August 3, 2020	4:00 pm	Airport Admin Bldg
• 1 st Monday, October 5, 2020	4:00 pm	Airport Admin Bldg
• 1 st Monday, December 7, 2020	4:00 pm	Airport Admin Bldg
• Review AAB Member Term Expirations		

AAB Members Term Expirations

<u>Appointed By</u>	<u>Name</u>	<u>Term Expiration</u>
Town Center CID	Alisha Smith	12/31/2019
Hawthorne Global	David Kucko	12/31/2019
City of Kennesaw	Mayor Derek Easterling	12/31/2019
Development Authority	Clark Hungerford	12/31/2019
Pilot Member	Thomas Hollinger	12/31/2019
BOC Chairman	James Boyle	12/31/2020
District 1	C.B. Fair	12/31/2020
District 2	Vacant	12/31/2020
District 3	Chip Kacynski	12/31/2020
District 4	Charmaine Chin	12/31/2020
BOC Appointment	Comm. JoAnn Birrell	12/31/2020

2600 Cessna Lane

Aero Atlanta Flight Center Relocation

- Progress on Interior Renovations



NBAA Business
Aviation
Conference
DRONE
TECHNOLOGY



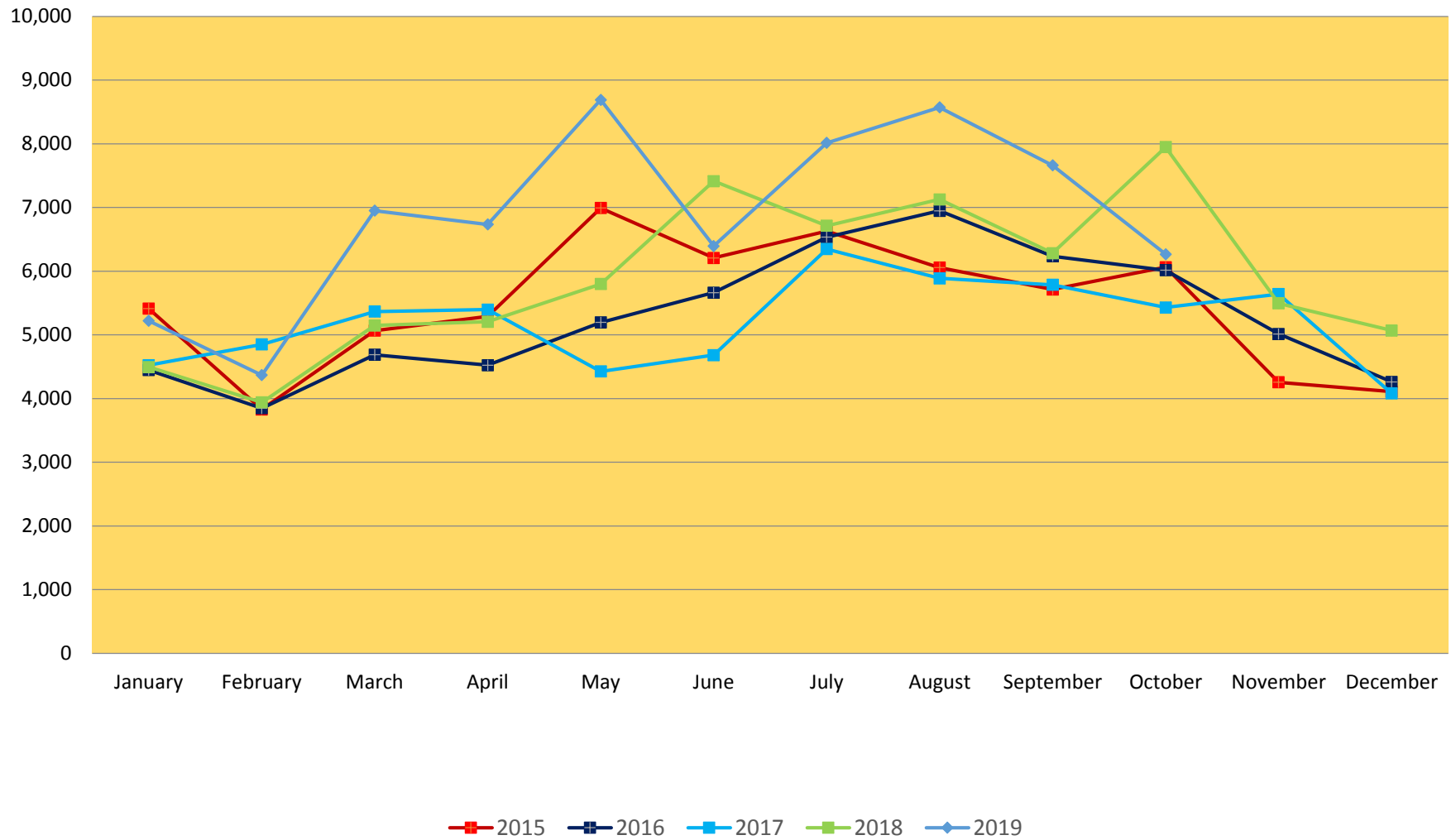


- AIR TRAFFIC REVIEW (HANDOUT)

STATE OF GEORGIA AIRPORT ACTIVITY							STATE OF GEORGIA AIRPORT ACTIVITY						
May - October (6 months)							November - October (12-month Period)						
Total Traffic			IFR Traffic				Total Traffic			IFR Traffic			
2018	2019		2018	2019			2018	2019		2018	2019		
Dekalb County	83,389	86,573	4%	31,754	33,820	7%	Dekalb County	159,493	151,344	-5%	66,030	62,314	-6%
Gwinnett County	52,921	69,818	32%	8,502	8,749	3%	Gwinnett County	98,254	121,935	24%	16,528	17,406	5%
Savannah	50,751	56,260	11%	38,180	38,956	2%	Savannah	96,242	106,089	10%	73,259	75,915	4%
Cobb County	41,279	45,599	10%	7,184	7,928	10%	Cobb County	69,787	79,435	14%	13,070	15,915	22%
Fulton County	31,632	32,427	3%	12,307	10,240	-17%	Fulton County	55,868	59,183	6%	22,579	24,111	7%
Athens	20,458	25,877	26%	4,615	6,018	30%	Athens	38,483	45,101	17%	9,283	9,821	6%
Columbus	17,186	17,464	2%	4,258	4,671	10%	Augusta	29,953	35,410	18%	22,197	23,770	7%
Augusta	13,794	16,561	20%	9,236	10,351	12%	Columbus	33,329	33,874	2%	8,359	9,305	11%
Macon	8,042	7,688	-4%	4,409	4,301	-2%	Macon	22,187	15,421	-30%	7,002	6,379	-9%
Albany	10,226	7,078	-31%	3,091	2,607	-16%	Albany	14,851	14,873	0%	8,456	8,714	3%
STATE TOTAL	329,678	365,345	11%	123,536	127,641	3%	STATE TOTAL	618,447	662,665	7%	246,763	253,650	3%
VFR Itinerant			Touch and Go's				VFR Itinerant			Touch and Go's			
2018	2019		2018	2019			2018	2019		2018	2019		
Dekalb County	26,616	28,565	7%	25,019	24,188	-3%	Dekalb County	49,069	48,837	0%	44,394	40,193	-9%
Gwinnett County	17,613	22,795	29%	26,806	38,274	43%	Gwinnett County	32,537	40,733	25%	49,189	63,796	30%
Savannah	7,741	8,349	8%	4,830	8,955	85%	Savannah	14,149	15,769	11%	8,834	14,405	63%
Cobb County	14,651	16,260	11%	19,444	21,411	10%	Cobb County	25,921	27,989	8%	30,796	35,531	15%
Fulton County	5,917	6,269	6%	13,408	15,918	19%	Fulton County	10,258	10,980	7%	23,031	24,092	5%
Athens	9,338	9,729	4%	6,505	10,130	56%	Athens	16,319	17,532	7%	12,881	17,748	38%
Columbus	4,548	4,504	-1%	8,380	8,289	-1%	Augusta	3,212	4,387	37%	4,544	7,253	60%
Augusta	1,732	2,334	35%	2,826	3,876	37%	Columbus	9,153	8,767	-4%	15,817	15,802	0%
Macon	2,287	2,177	-5%	1,346	1,210	-10%	Albany	7,513	5,628	-25%	7,672	3,414	-56%
Albany	3,717	2,664	-28%	3,418	1,807	-47%	Macon	4,207	3,945	-6%	2,188	2,214	1%
STATE TOTAL	94,160	103,646	10%	111,982	134,058	20%	STATE TOTAL	172,338	184,567	7%	199,346	224,448	13%
Compiled: Nov 26, 2019							Compiled: Nov 26, 2019						

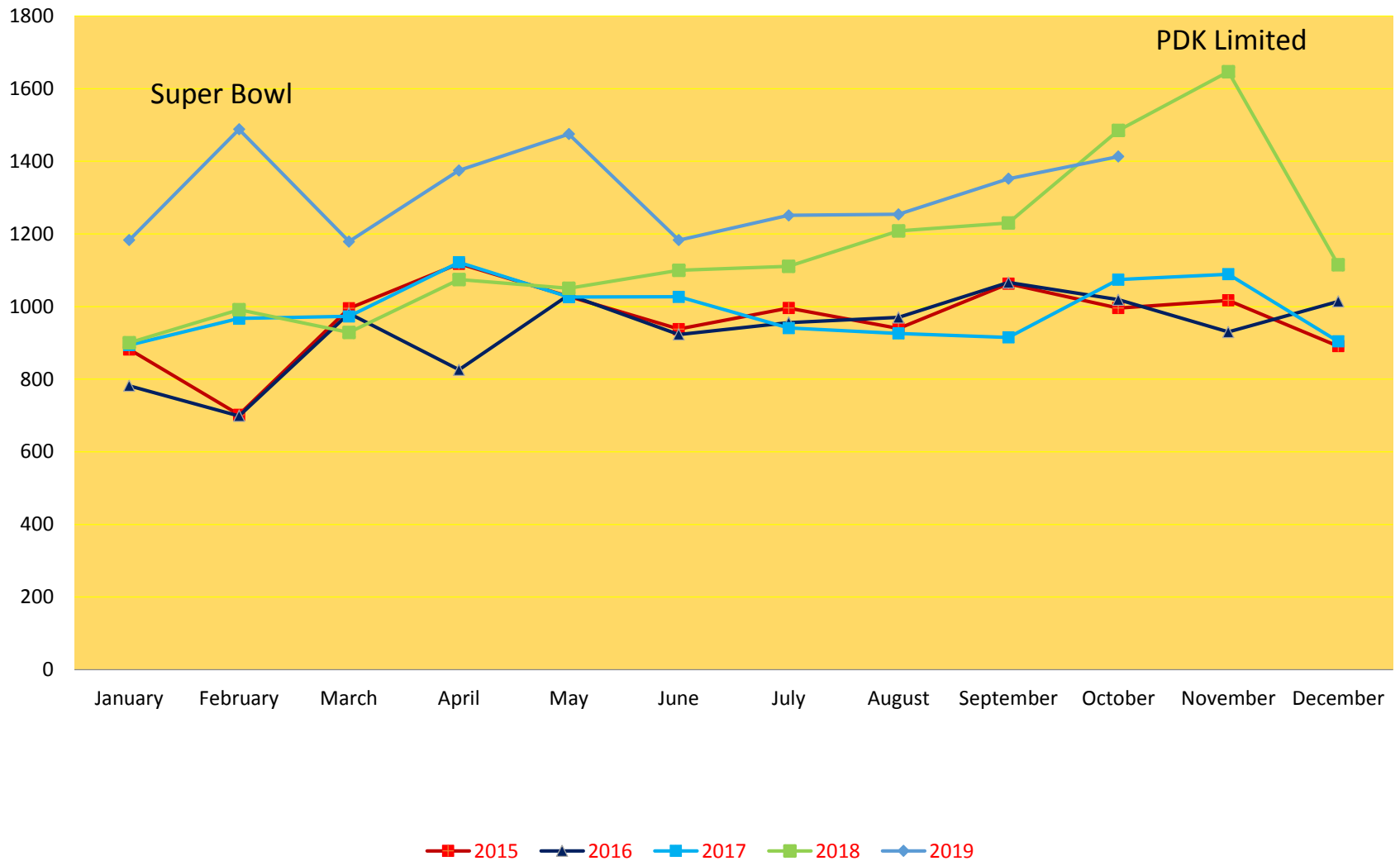
- TOTAL TRAFFIC

COBB'S (KRYV) MONTHLY TOTAL TRAFFIC



- IFR TRAFFIC

COBB'S (KRYV) MONTHLY IFR's



International Arrivals



New Arrival Cities:

July – Denmark 4,460 miles

	2015	2016	2017	2018	2019
QTR 1		20	21	20	59***
QTR 2		24	30	38	51
QTR 3	14	30	21*	30	35
QTR 4	17	19	18	44**	6-Oct

*Multiple Hurricanes in Caribbean

**PDK extended runway closures

***includes Super Bowl

III. FBO STATUS REPORT

- Card Access Security Cameras
- New A/C Report



DC9 Economic Freight Activity



IV. OLD BUSINESS

A. ENVIRONMENTAL ASSESSMENT

Current Status: State comments have been addressed and the EA has been re-submitted to State for submittal to Federal Agencies.

Next Phase: Reply to second round of State Comments and distribute for Agency Coordination in January.

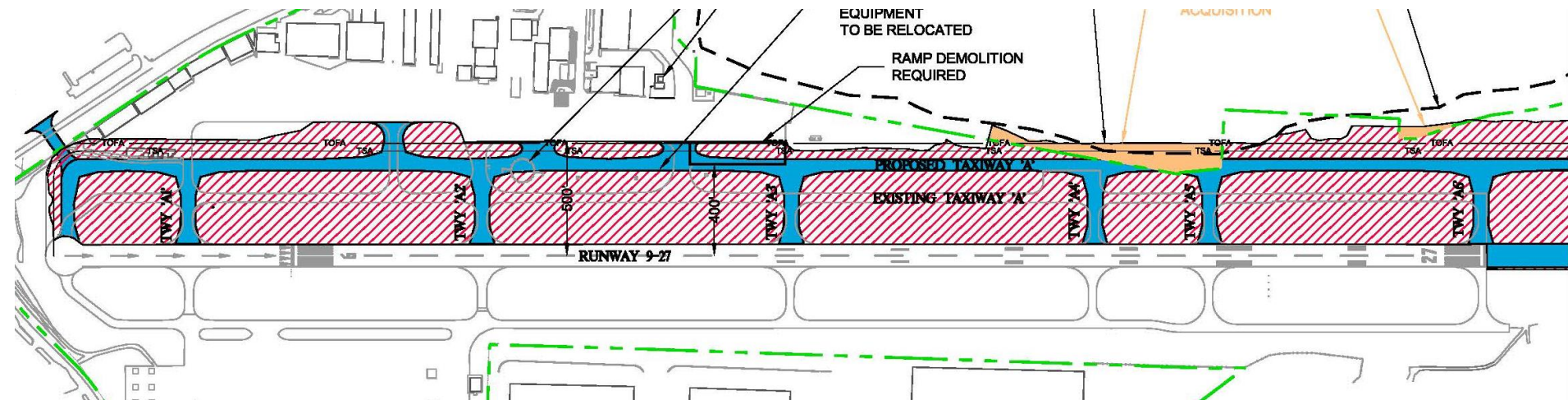
Target Completion: May 2020

- **Wildlife / Biologic survey completed.** No protected species collected.
- **Ecology fieldwork / wetland / stream delineation completed:** some impacts anticipated and mitigation to be proposed.
- **Bat habitat survey completed:** Avoid tree clearing from April to October 15.
- **Cultural resources survey** - no archaeological or architectural resources identified
- **Air quality assessment** findings indicate that the operational and construction-related emissions are within the regulatory thresholds (i.e., no impacts).

IV. New Business

B. Taxiway A Relocation Project

- Vulcan Quarry anticipates being able to cooperate with land intrusion:
 - Maintain 400' separation standard (bridge quarry edge)
 - \$5 million annual budget
 - Discussion with FBO regarding Lease Premises impacts
 - Airport Engineers developing Preliminary Planning Scope of Work
 - Project estimate detail
 - Project Construction and Funding Phasing
 - Environmental Impacts

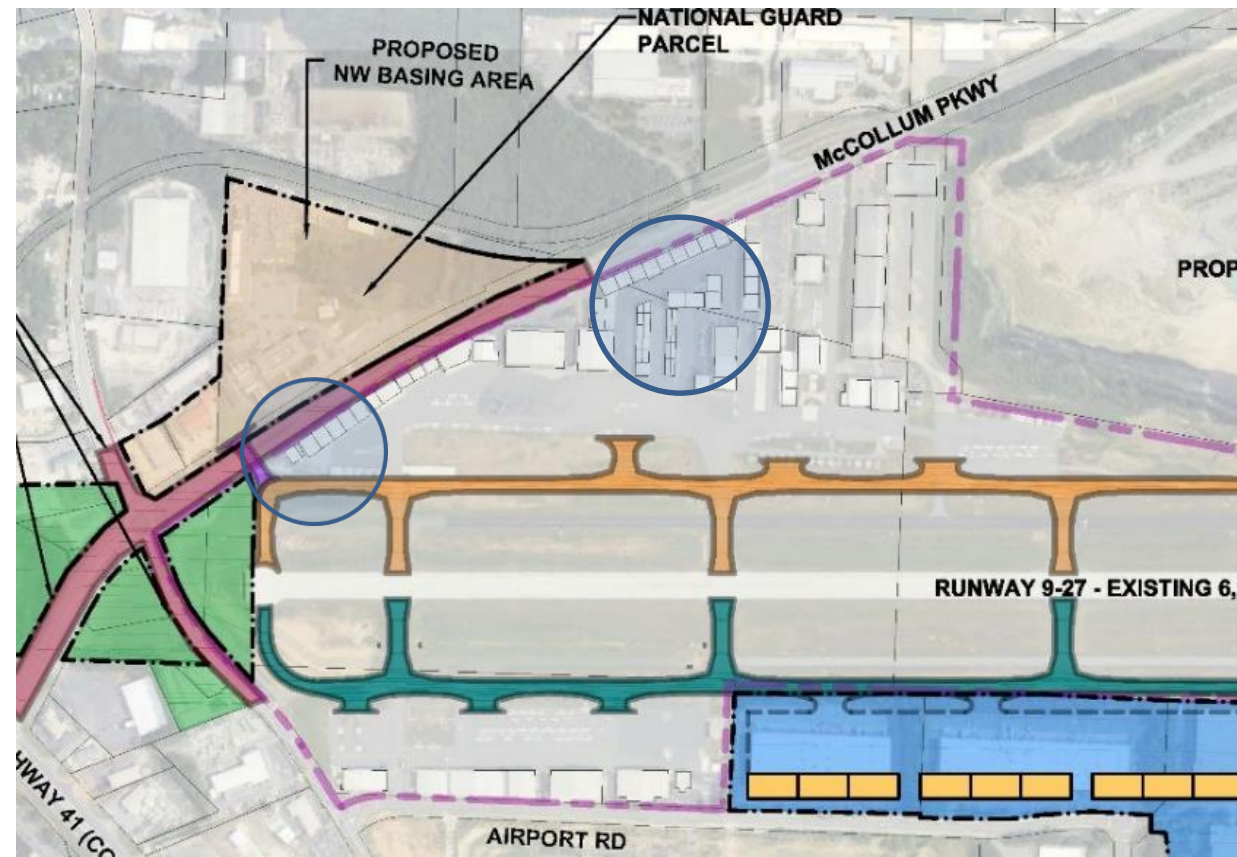


IV. OLD BUSINESS

C. North Apron Rehabilitation Phase 2 Project

State has provided Grant Agreement for FAA and State Grant Funding of 95%.

- CW Matthews awarded construction contract \$2,321,494.65
- Total Project Estimate \$2,477,208



Construction's target construction date is April 13th, 2020

Tenants have been notified

IV. OLD BUSINESS

D. ARFF Station



- Design/Build Project proposals received.
- Proposals estimated project costs to exceed project funding estimates.
- Fire Dept evaluating options
- TARGET DATES:
- Spring 2020 construction start.
- 14-18 month construction. (Summer 2021)



IV. OLD BUSINESS

E. Additional Hangar Opportunities

Terminal Area Site: Feasibility Study complete, possible to relocate Fuel Farm

ARFF Site: 25k sqft hangar site ready pad in contract currently being advertised.

Warehouse Site: Included on DOT preliminary SPLOST list

Schedule Meeting w-owner (unable to make contact to date)



IV. OLD BUSINESS

F. Airport Capital Improvement Plan

COBB COUNTY AIRPORT - McCOLLUM FIELD					
ACIP UPDATE					
FY 2020 - FY 2024					
SUBJECT	SOURCE	TOTAL COST	FAA FUNDS	STATE FUNDS	LOCAL FUNDS
FY 2019: (GDOT: JUL. 2018 TIL JUN. 2019)					
FY 2019: (FAA: OCT. 2018 TIL SEPT. 2019)					
Airport Master Plan Update	FEDERAL	\$38,131	\$34,318	\$1,907	\$1,907
Environmental Assessment for Master Plan Projects	FEDERAL	\$178,000	\$160,740	\$8,930	\$8,930
Taxiway 'B' and Apron Crack Seal	STATE	\$200,000	\$0	\$150,000	\$50,000
North Apron Rehabilitation (West End and North Hangar)	FEDERAL	\$2,500,000	\$2,250,000	\$125,000	\$125,000
TOTAL FY 2019		\$2,916,731	\$2,445,058	\$285,837	\$185,837
FY 2020: (GDOT: JUL. 2019 TIL JUN. 2020)					
FY 2020: (FAA: OCT. 2019 TIL SEPT. 2020)					
Taxiway 'A' Relocation (Design)	FEDERAL	\$300,000	\$270,000	\$0	\$30,000
Taxiway 'A' Relocation (Permitting)	FEDERAL	\$250,000	\$225,000	\$0	\$25,000
Acquire Tract AQ (8.73 acres)	FEDERAL	\$10,000,000	\$9,000,000	\$500,000	\$500,000
TOTAL FY 2020		\$10,550,000	\$9,495,000	\$500,000	\$555,000
FY 2021: (GDOT: JUL. 2020 TIL JUN. 2021)					
FY 2021: (FAA: OCT. 2020 TIL SEPT. 2021)					
Taxiway 'A' West Relocation (Phase 1 of 3)	FEDERAL	\$5,000,000	\$4,500,000	\$250,000	\$250,000
Acquire Tract AK & AL (1.41 acres Rwy 9 RP2)	FEDERAL	\$1,000,000	\$900,000	\$50,000	\$50,000
Terminal Area Development for Tract AQ	STATE	\$3,000,000	\$0	\$2,250,000	\$750,000
TOTAL FY 2021		\$9,000,000	\$5,400,000	\$2,550,000	\$1,050,000
FY 2022: (GDOT: JUL. 2021 TIL JUN. 2022)					
FY 2022: (FAA: OCT. 2021 TIL SEPT. 2022)					
Taxiway 'A' Center Relocation (Phase 2 of 3)	FEDERAL	\$5,000,000	\$4,500,000	\$250,000	\$250,000
Runway 9/27 & Taxiway A/B Maintenance Runway Rubber Removal (Full Length & Width / Pavement Remaking)	STATE	\$200,000	\$0	\$150,000	\$50,000
TOTAL FY 2022		\$5,200,000	\$4,500,000	\$400,000	\$300,000
FY 2023: (GDOT: JUL. 2022 TIL JUN. 2023)					
FY 2023: (FAA: OCT. 2022 TIL SEPT. 2023)					
Taxiway 'A' East Relocation (Phase 3 of 3)	FEDERAL	\$5,000,000	\$4,500,000	\$250,000	\$250,000
Acquire Tract AR (10.84 acres)	FEDERAL	\$12,000,000	\$10,800,000	\$600,000	\$600,000
Design Taxiway B Relocation	FEDERAL	\$300,000	\$270,000	\$15,000	\$15,000
TOTAL FY 2023		\$17,300,000	\$15,570,000	\$865,000	\$865,000
FY 2024: (GDOT: JUL. 2023 TIL JUN. 2024)					
FY 2024: (FAA: OCT. 2023 TIL SEPT. 2024)					
Acquire Tract AS (21.6 acres)	FEDERAL	\$20,000,000	\$18,000,000	\$1,000,000	\$1,000,000
Taxiway 'B' Relocation West End (Phase 1)	FEDERAL	\$5,000,000	\$4,500,000	\$250,000	\$250,000
TOTAL FY 2024		\$5,000,000	\$4,500,000	\$250,000	\$250,000
TOTALS for FY2020 through FY2024 (inclusive)		\$47,050,000	\$39,465,000	\$4,565,000	\$3,020,000
NOTES:					
Projects shown with FEDERAL funding have a cost sharing of Federal (90%) / State (5.0% of Estimated Construction Cost) / County (Remainder)					
Projects shown with STATE funding have a cost sharing of State (75% of Estimated Construction Cost) / County (Remainder)					
Projects shown in FY 2019 that are not fully funded are intended to be become a priority in FY 2020					

Final Draft submitted via email to Airport Advisory Board Members


Board of Commissioners approved ACIP on November 12, 2019

Projects submitted to State on November 15, 2019.


V. New Business

A. FBO Terminal Parking Lot

Existing Terminal
Parking Lot



Future
Terminal
Parking
Lot



New Airside Access Gate

VI. NEXT MEETING/ADJOURN

Date	Time	Location
1 st Monday, February 3, 2019	4:00 pm	Airport Admin Bldg

