

My Active Center

How to Register Online

The new My Active Center website is an easy and convenient way for you to sign up online for the Cobb Senior Services activities you are interested in. This guide will walk you through the process of getting registered and signing up for your activities. For assistance with any of the steps, you can give any of the centers below a call:

Austell Senior Center

4915 Austell-Powder Springs Rd
Austell, GA 30106
770-819-3200

Senior Wellness Center

1150 Powder Springs Street, Suite 100
Marietta, GA 30064
770-528-4088

Freeman Poole Senior Center

4025 South Hurt Rd
Smyrna, GA 30082
770-801-3400

Tim D. Lee Senior Center

3332 Sandy Plains Rd
Marietta, GA 30066
770-509-4900

Marietta Senior Center

1150 Powder Springs St., Ste 100
Marietta, GA 30064
770-528-2516

West Cobb Senior Center

4915 Dallas Highway
Powder Springs, GA 30127-4488
770-528-8200

North Cobb Senior Center

4100 Old Hwy 41
Acworth, GA 30101
770-975-7740

The new My Active Center website is an easy and convenient way for you to sign up online for the Cobb Senior Services activities you are interested in. This guide will walk you through the process of getting registered and signing up for your activities.

Before you register on My Active Center, you need the three things listed below. If you have never participated at a Cobb Senior Center, call a center to start the process (see previous page for the center contact information).

1 – A current email address. Please have your current email address ready, or create an email before attempting registration.

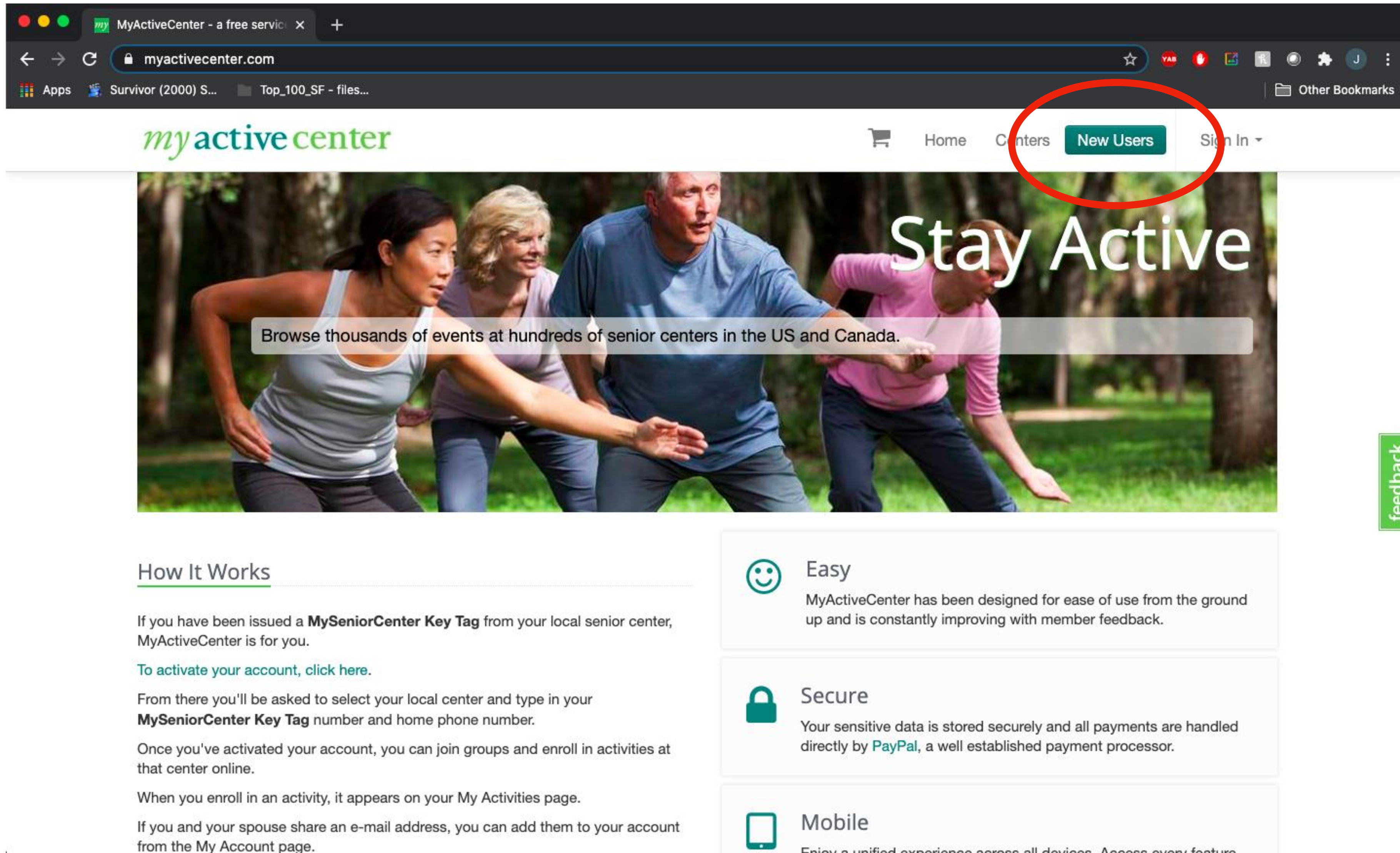
2—Your key tag number. This is the fourteen digit number on the **back of your CSS card.** If you have a card, you will need to first call a center so they can input your card number into our new system. If you don't have one, call a center to begin the process of creating an account.

3—The phone number that is on file with Cobb Senior Services. If you are unsure what number we have on file for you, confirm with a center.

Now that you have all of your information handy, the first step is to register in the system so that you can log on and use it anytime.

CREATING YOUR ONLINE ACCOUNT

1. Go to the website www.myactivecenter.com. Click the “New User” button at the top right side of the screen.



The screenshot shows a web browser window with the URL myactivecenter.com. The website header features the 'myactivecenter' logo on the left and navigation links for 'Home', 'Centers', 'New Users', and 'Sign In' on the right. The 'New Users' button is highlighted with a red circle. Below the header is a large banner image of four people (three women and one man) in athletic wear, with the text 'Stay Active' overlaid. A semi-transparent text box over the banner reads: 'Browse thousands of events at hundreds of senior centers in the US and Canada.' To the right of the banner is a vertical green 'feedback' button. Below the banner, the 'How It Works' section is divided into two columns. The left column contains text explaining the account activation process, including a link to activate the account. The right column features three benefit boxes: 'Easy' (with a smiley face icon), 'Secure' (with a lock icon), and 'Mobile' (with a smartphone icon).

How It Works

If you have been issued a **MySeniorCenter Key Tag** from your local senior center, MyActiveCenter is for you.

[To activate your account, click here.](#)

From there you'll be asked to select your local center and type in your **MySeniorCenter Key Tag** number and home phone number.

Once you've activated your account, you can join groups and enroll in activities at that center online.

When you enroll in an activity, it appears on your My Activities page.

If you and your spouse share an e-mail address, you can add them to your account from the My Account page.

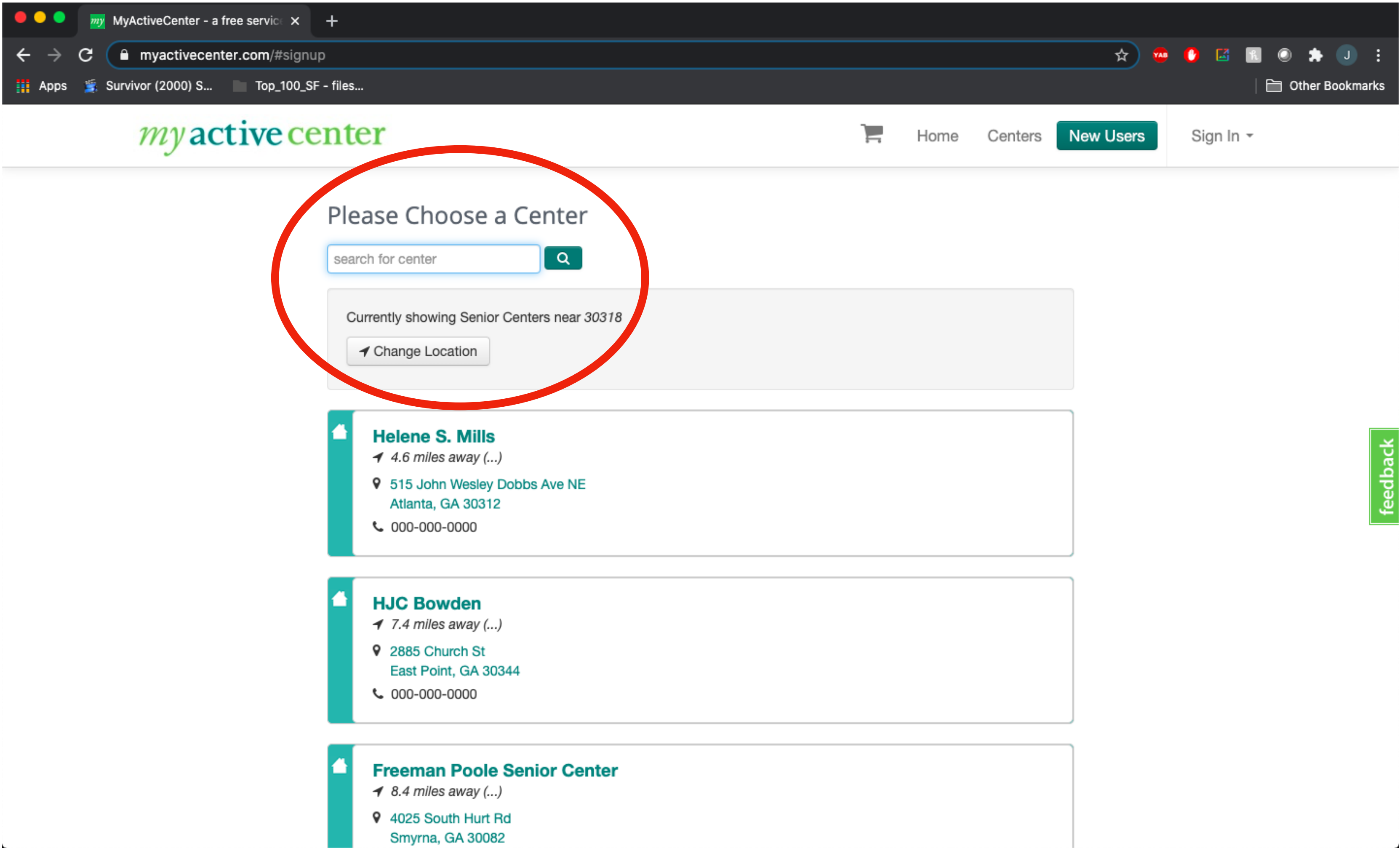
Easy
MyActiveCenter has been designed for ease of use from the ground up and is constantly improving with member feedback.

Secure
Your sensitive data is stored securely and all payments are handled directly by [PayPal](#), a well established payment processor.

Mobile
Enjoy a unified experience across all devices. Access every feature.

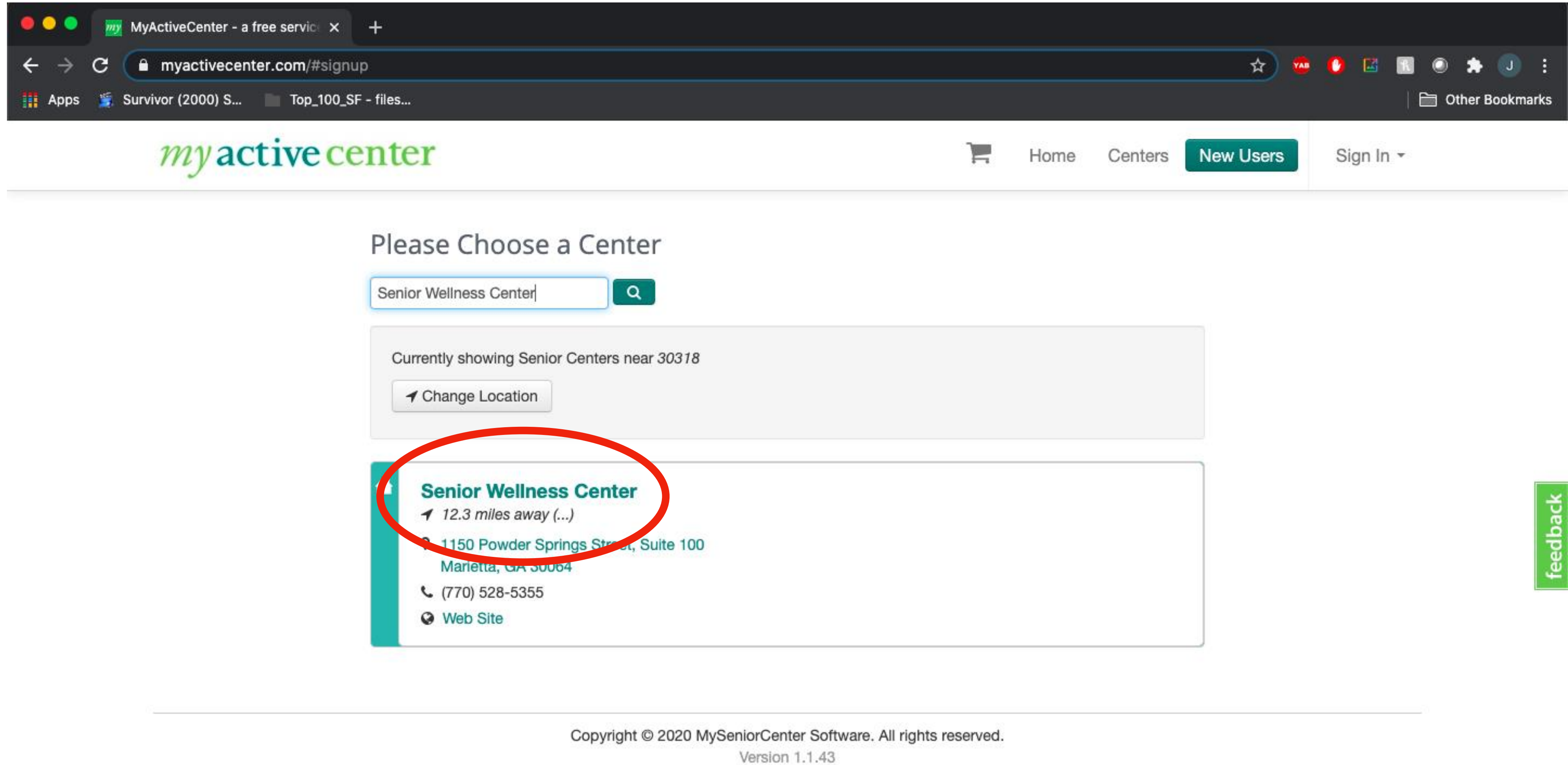
CREATING YOUR ONLINE ACCOUNT

2. A new screen will appear with a list of senior centers near you (your internet service detects your zip code and lists the centers in your area). If you do not see your senior center listed, you can easily find it by typing the name in the search field or clicking **“Change Location”** and typing in your zip code.



CREATING YOUR ONLINE ACCOUNT

3. Click on the name of the senior center.



The screenshot shows a web browser window with the URL `myactivecenter.com/#signup`. The page title is "MyActiveCenter - a free service". The navigation bar includes links for Home, Centers, New Users, and Sign In. The main content area is titled "Please Choose a Center" and features a search bar with the text "Senior Wellness Center". Below the search bar, it states "Currently showing Senior Centers near 30318" and provides a "Change Location" button. The search results list includes the following information for the "Senior Wellness Center":

- 12.3 miles away (...)
- 1150 Powder Springs Street, Suite 100
- Marietta, GA 30064
- (770) 528-5355
- Web Site

The name "Senior Wellness Center" is circled in red. A vertical "feedback" button is visible on the right side of the page. The footer contains the text: "Copyright © 2020 MySeniorCenter Software. All rights reserved. Version 1.1.43".

CREATING YOUR ONLINE ACCOUNT

4. Complete the form then click continue.

MyActiveCenter - a free service

myactivecenter.com/#signup/USA.GA.Marietta.Senior-Wellness-Center

AppsSurvivor (2000) S...Top_100_SF - files...Other Bookmarks

myactivecenter

HomeCentersNew UsersSign In

Senior CenterSenior Wellness CenterChange

Key Tag NumberX000000

The number on the back of your MySeniorCenter Key Tag (including the "X" prefix if applicable)

Home Phone Number555-555-5555

Your phone number is only used to verify your identity. You should use the same number that is on file with the senior center that issued the key tag.

E-mail Addressjsmith@gmail.com

Password*****

Confirm Password*****

☐ My spouse and I share an e-mail address and I would like to add him or her to this account

Continue

https://myactivecenter.com

feedback

1. Enter the fourteen digit ID on the back of your CSS card.

(NOTE: Your card will not have an X, enter your number with no spaces)

2. Enter your phone number.

3. Enter your email address.

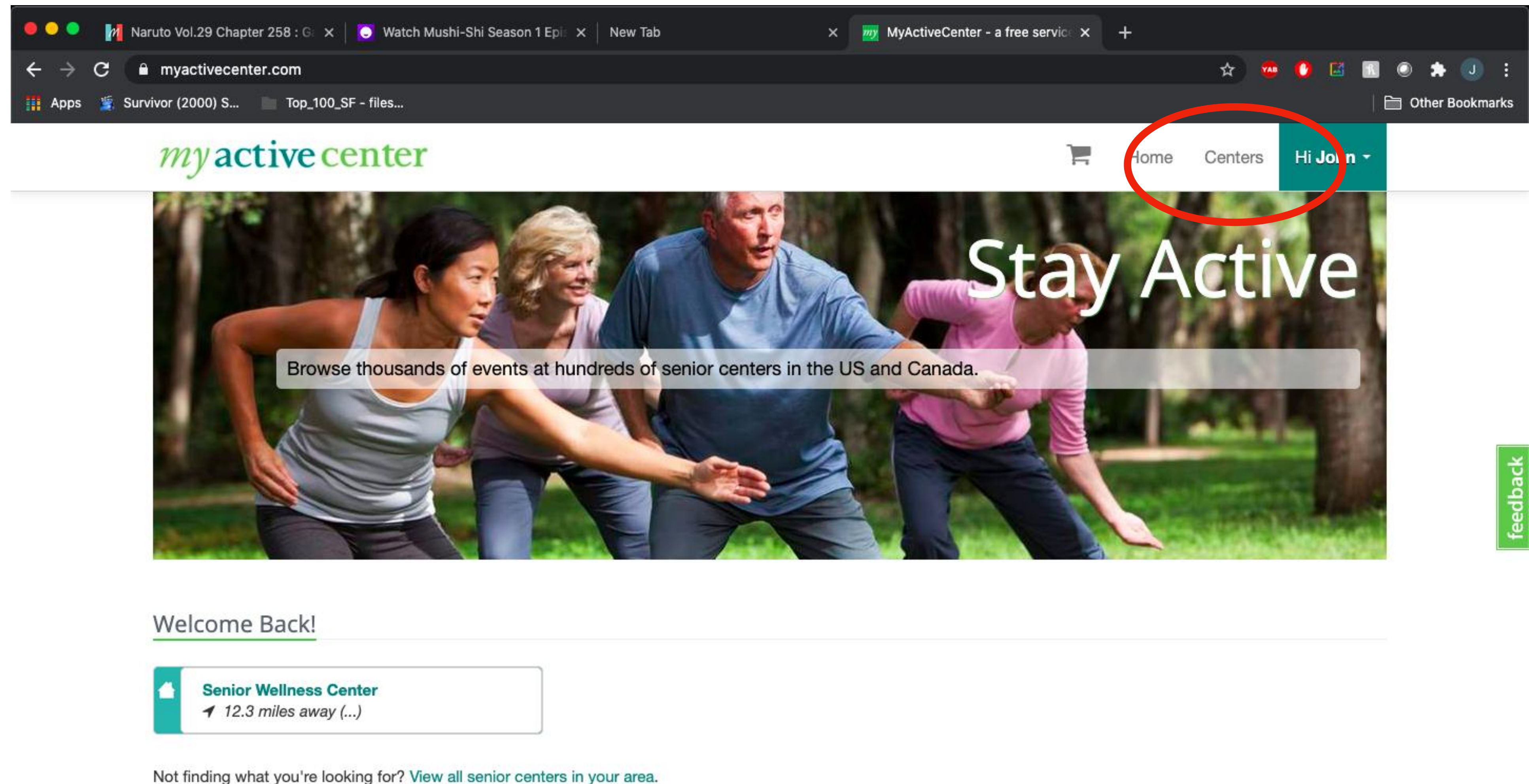
4. Enter your preferred password, then confirm.

5. If you are sharing an account with a spouse, check the box and enter their information.

6. Click continue.

CREATING YOUR ONLINE ACCOUNT

5. After you click “Continue”, you have successfully completed registration! The next screen will display the activities available at your senior center, and you are ready to sign up for classes. You are not limited to registering at the center with which you originally registered. Simply click on the “**Centers**” link at the top of the page and choose the center for whose activities you want to register.



The screenshot shows a web browser window with the URL myactivecenter.com. The browser's address bar and tabs are visible at the top. The website's navigation bar includes links for Home, Centers, and Hi Join. The 'Centers' link is circled in red. Below the navigation bar is a large banner image of four people (three women and one man) running outdoors. The text 'Stay Active' is overlaid on the right side of the banner, and a semi-transparent box in the center contains the text 'Browse thousands of events at hundreds of senior centers in the US and Canada.' Below the banner, the text 'Welcome Back!' is displayed. A card for 'Senior Wellness Center' is shown, indicating it is '12.3 miles away (...)'. At the bottom, a message says 'Not finding what you're looking for? [View all senior centers in your area.](#)'

myactivecenter

Home Centers Hi Join

Stay Active

Browse thousands of events at hundreds of senior centers in the US and Canada.

feedback

Welcome Back!

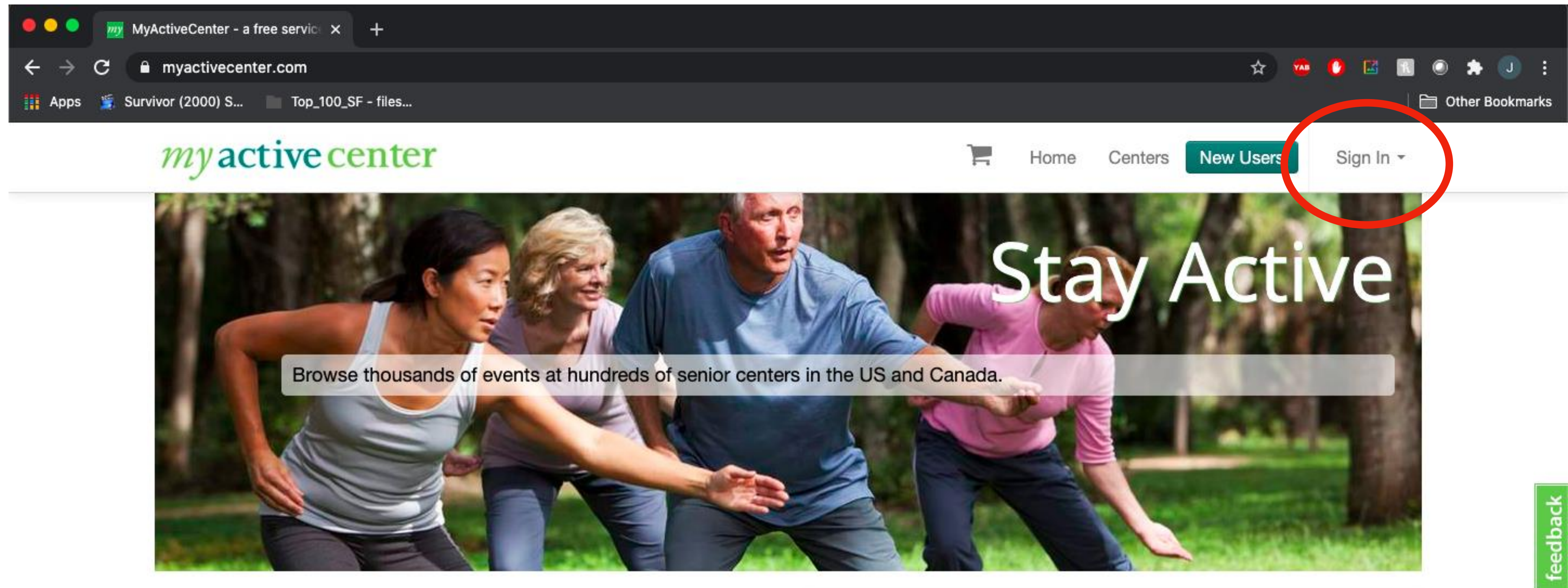
Senior Wellness Center
12.3 miles away (...)

Not finding what you're looking for? [View all senior centers in your area.](#)

GETTING REGISTERED

Now that you have created an account in the online system, you can use My Active Center to register for activities. Below are the steps for getting signed up.

1. If not already signed in on the www.myactivecenter.com website, click “**Sign In**” located at the upper right corner of the screen.



How It Works

If you have been issued a **MySeniorCenter Key Tag** from your local senior center, MyActiveCenter is for you.

To activate your account, [click here](#).

From there you'll be asked to select your local center and type in your **MySeniorCenter Key Tag** number and home phone number.

Once you've activated your account, you can join groups and enroll in activities at



Easy

MyActiveCenter has been designed for ease of use from the ground up and is constantly improving with member feedback.

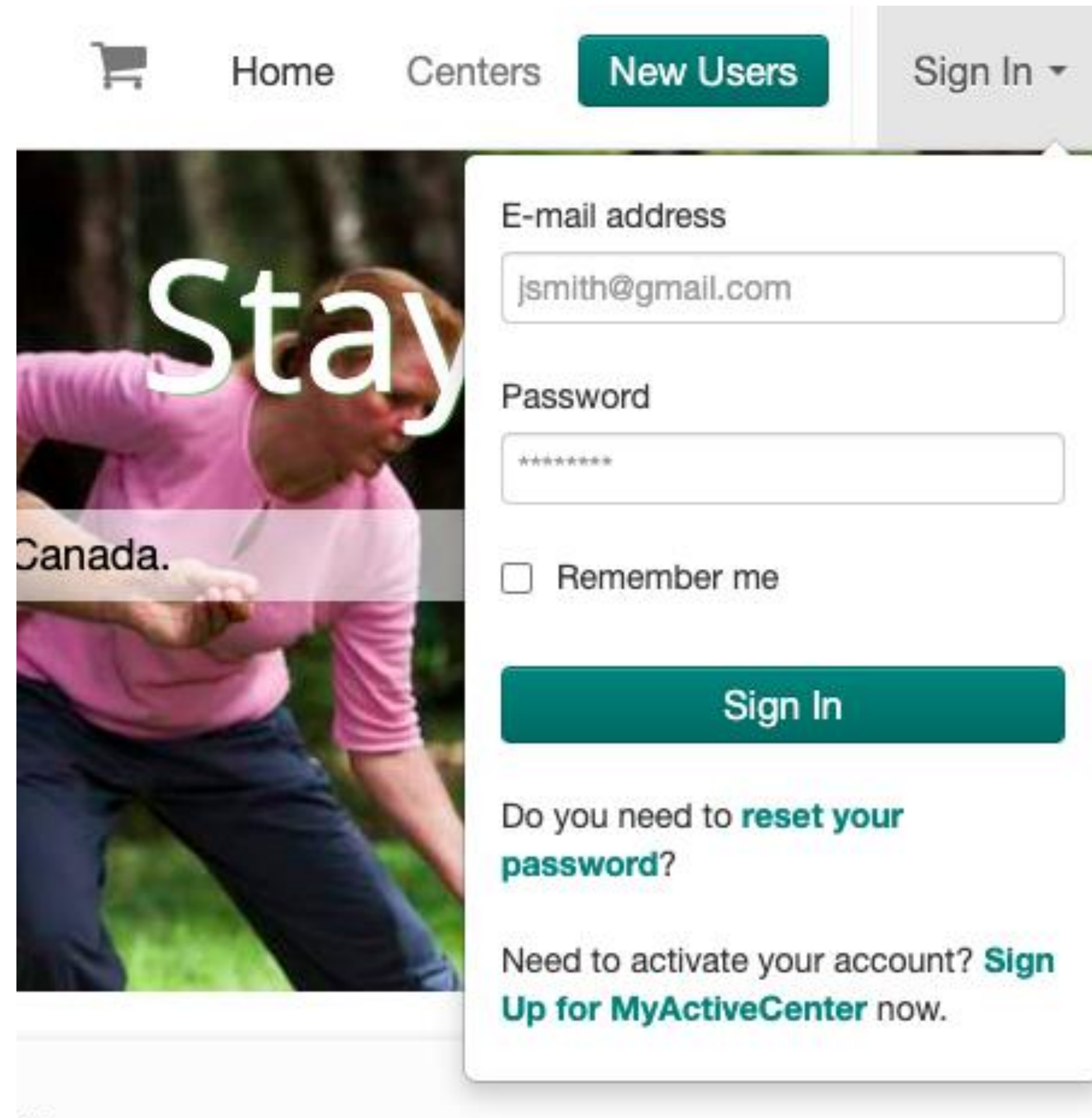


Secure

Your sensitive data is stored securely and all payments are handled directly by [PayPal](#), a well established payment processor.

GETTING REGISTERED

2. When you click “Sign In”, a window will open. Enter your email address and the password you created when you registered. Click “Sign In”.



Home Centers **New Users** Sign In ▾

Stay
Canada.

E-mail address
jsmith@gmail.com

Password

☐ Remember me

Sign In

Do you need to **reset your password?**

Need to activate your account? **Sign Up for MyActiveCenter** now.

GETTING REGISTERED

3. After you click “Sign In”, the next window will display your name in the upper right corner. The right side of the screen will display your selected senior center. On the left of the screen, available classes and activities will be listed.

The screenshot shows a web browser window with the URL `myactivecenter.com/#centers/USA.GA.Marietta.Senior-Wellness-Center`. The page features the **myactivecenter** logo and a navigation bar with links for Home, Centers, and a user profile "Hi John". Below the navigation bar, the page is titled "Senior Wellness Center" and has tabs for Activities, Groups, and About. The "Activities" tab is selected, displaying a list of activities. Each activity includes a title, time, category, description, and a "FREE" badge with a "Details" button. To the right of the activities list is a summary box for the "Senior Wellness Center" with its address, phone number, and website. Below this is a map showing the center's location in Marietta, GA, with nearby landmarks like the Cobb County Building and various stores. A "feedback" button is visible on the right side of the page.

myactivecenter

Home Centers Hi John

Activities Groups About

Senior Wellness Center

Activities

Showing 10 activities after Dec 4th in All categories

Afternoon Meet Up
⌚ 1:00 pm - 2:45 pm (1 hour 45 minutes)
📖 Learning & Social
Description: Meet up with friends and talk and visit in our cafe. No refreshments provided but feel free to bring your own cup of tea or coffee.

Art Room Open Studio AM
⌚ 10:00 am - 12:00 pm (2 hours)
📖 Learning & Social
Description: Bring your art projects and take advantage of the free time in our Art Studio.

Art Room Open Studio PM
⌚ 1:00 pm - 2:45 pm (1 hour 45 minutes)
📖 Learning & Social
Description: Bring your art projects and take advantage of the free time in our Art Studio.

Dream Board Workshop
⌚ 10:00 am - 12:00 pm (2 hours)
📖 Learning & Social
Description: A dream board helps identify your vision with clarity, reinforce daily affirmations.

Senior Wellness Center
📍 12.3 miles away (...)
📍 1150 Powder Springs Street, Suite 100
Marietta, GA 30064
📞 (770) 528-5355
🌐 Web Site

Map Satellite

feedback

GETTING REGISTERED

4. Classes are listed in alphabetical order. You can find the class you are looking for by either scrolling down the list, or typing the name of the class in the search window at the top of the list. Click on the name of your activity.

The screenshot shows a web browser window with the URL `myactivecenter.com/#centers/USA.GA.Marietta.Senior-Wellness-Center`. The page title is "Senior Wellness Center". The navigation bar includes "Home", "Centers", and "Hi John". The "Activities" tab is selected. A search bar and a "Filters" dropdown are at the top of the activity list. The list shows 10 activities, with the first one, "Afternoon Meet Up", circled in red. The activity details include the time "1:00 pm - 2:45 pm (1 hour 45 minutes)", the category "Learning & Social", and a description: "Description: Meet up with friends and talk and visit in our cafe. No refreshments provided but feel free to bring your own cup of tea or coffee." To the right of the activity list, there is a sidebar with a map and a "feedback" button.

myactivecenter

Home Centers Hi John

Activities Groups About

Activities

Showing 10 activities and Dec 4th in All categories

Afternoon Meet Up
⌚ 1:00 pm - 2:45 pm (1 hour 45 minutes)
📖 Learning & Social
Description: Meet up with friends and talk and visit in our cafe. No refreshments provided but feel free to bring your own cup of tea or coffee.

Art Room Open Studio AM
⌚ 10:00 am - 12:00 pm (2 hours)
📖 Learning & Social
Description: Bring your art projects and take advantage of the free time in our Art Studio.

Art Room Open Studio PM
⌚ 1:00 pm - 2:45 pm (1 hour 45 minutes)
📖 Learning & Social
Description: Bring your art projects and take advantage of the free time in our Art Studio.

Dream Board Workshop
⌚ 10:00 am - 12:00 pm (2 hours)
📖 Learning & Social
Description: A dream board helps identify your vision with clarity, reinforce daily affirmations and focus attention on your intentions. Join us in this exercise for manifesting our dreams in 2021.

FREE Details

FREE Details

FREE Details

FREE Details

Senior Wellness Center
📍 12.3 miles away (...)
📍 1150 Powder Springs Street, Suite 100
Marietta, GA 30064
📞 (770) 528-5355
🌐 Web Site

Map Satellite

Al-Hedaya Masjid
NCG Marietta Cin
Cobb County Building Permit Office
AutoZone Auto Parts
Bellemeade Shopping Center
ALDI
CVS
Martin's Restaurant
Trellis Apartments

feedback

GETTING REGISTERED

5. A calendar will open that displays the class details (class name, time, and dates). The calendar will display the days and times the activity will occur.

myactivecenter

Home Centers Hi John

Afternoon Meet Up

🕒 1:00 pm - 2:45 pm *1 hour 45 minutes*

📖 Learning & Social

Meet up with friends and talk and visit in our cafe. No refreshments provided but feel free to bring your own cup of tea or coffee.

To register, select one or more upcoming times.

January 2021

month week < >

Mon	Tue	Wed	Thu	Fri
28	29	30	31	1
4	5	6	7	8
11 1pm - 2:45pm	12	13 1pm - 2:45pm	14	15
18	19 1pm - 2:45pm	20	21 1pm - 2:45pm	22
25 1pm - 2:45pm	26	27	28	29

feedback

GETTING REGISTERED

6. When you click on the class date/time, a “Register” button will appear at the top of the calendar. Click as many dates as you want before you click the “Register” button.

myactivecenter

HomeCenters

Hi John

Afternoon Meet Up

1:00 pm - 2:45 pm1 hour 45 minutes

Learning & Social

Meet up with friends and talk and visit in our cafe. No refreshments provided but feel free to bring your own cup of tea or coffee.

Mon 1/11Wed 1/13Tue 1/19

ClearRegister

January 2021

monthweek<>

Mon	Tue	Wed	Thu	Fri
28	29	30	31	1
4	5	6	7	8
111pm - 2:45pm	12	131pm - 2:45pm	14	15
18	191pm - 2:45pm	20	211pm - 2:45pm	22

feedback

GETTING REGISTERED

7. After you click “Register”, a window will open that displays the schedule for the class you have selected. After confirming the information is correct, click “Register.”

Activity Registration

Selected Activities

Name	Dates	Price
Afternoon Meet Up	Jan 11th 1:00 pm - 2:45 pm	\$0
	Jan 13th 1:00 pm - 2:45 pm	\$0
	Jan 19th 1:00 pm - 2:45 pm	\$0

Total

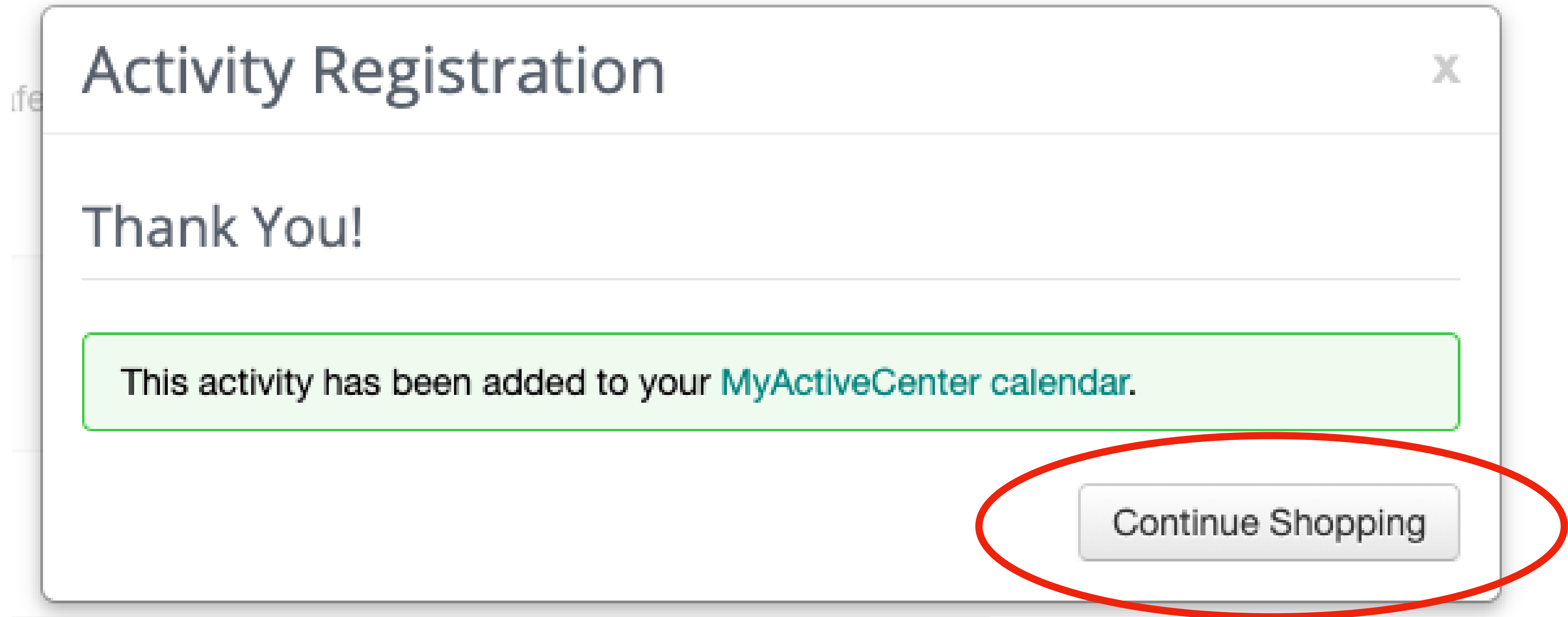
\$0.00

Cancel

Register

GETTING REGISTERED

8. The Activity Registration window will pop up, confirming that the class you selected has been added to your My Active Center calendar. You have now successfully registered for a class at your senior center! Click “**Continue Shopping**” at the bottom of the pop up window.



GETTING REGISTERED

9. After you click “Continue Shopping”, you will be returned to the class calendar. You are now officially registered for that event. To register for additional activities, click “**Activities**” at the top right of the screen, and repeat the steps 4 through 10.

The screenshot shows a web browser window with the URL `myactivecenter.com/#centers/USA.GA.Marietta.Senior-Wellness-Center/activities/206`. The page title is "Senior Wellness Center". The navigation bar includes links for Home, Centers, and a user profile "Hi John". The "Activities" link is highlighted with a red circle. Below the navigation bar, the page shows the "Afternoon Meet Up" event details, including a "FREE" tag, time (1:00 pm - 2:45 pm), and a description. A calendar for January 2021 is displayed at the bottom.

myactivecenter

Home Centers **Hi John**

Activities Groups About

Activities ▶ Afternoon Meet Up

Afternoon Meet Up

FREE

🕒 1:00 pm - 2:45 pm *1 hour 45 minutes*

📖 Learning & Social

Meet up with friends and talk and visit in our cafe. No refreshments provided but feel free to bring your own cup of tea or coffee.

To register, select one or more upcoming times.

January 2021

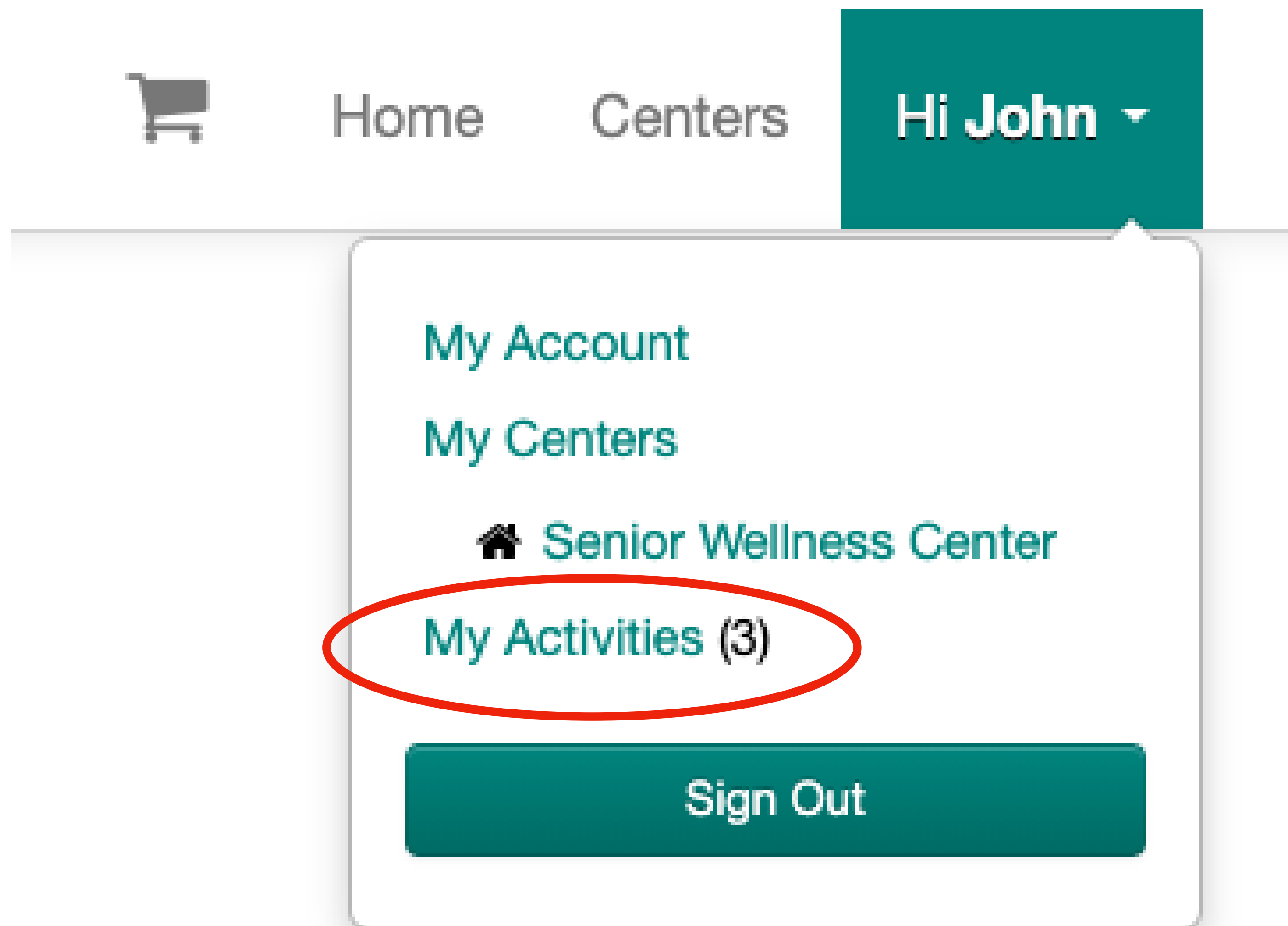
month week < >

Mon	Tue	Wed	Thu	Fri
28	29	30	31	1
4	5	6	7	8
11	12	13	14	15

feedback

GETTING REGISTERED

10. In order to view all of the classes for which you have registered, click on your name in the upper right corner of the screen. A drop down window will open. Click “My Activities”.



GETTING REGISTERED

11. A calendar will display your class schedule. On the left will be a calendar view. On the right, a list of activities. To withdraw from an activity, simply click the red X to the right of the activity name.

myactivecenter

HomeCenters

Hi John

My AccountMy CentersMy Activities

ProfileMy Activities

My Activities

Click on a scheduled activity for more information.

December 2020

monthweek<>

Mon	Tue	Wed	Thu	Fri
30	1	2	3	4
7	8	9	10	11
14	15	16	17	18
21	22	23	24	25
28	29	30	31	1

Upcoming

MonJan11th

Afternoon Meet UpSenior Wellness Center

Mon, Jan 11, 2021 @ 1:00 pm - 2:45 pm (1 hour 45 minutes)

WedJan13th

Afternoon Meet UpSenior Wellness Center

Wed, Jan 13, 2021 @ 1:00 pm - 2:45 pm (1 hour 45 minutes)

TueJan19th

Afternoon Meet UpSenior Wellness Center

Tue, Jan 19, 2021 @ 1:00 pm - 2:45 pm (1 hour 45 minutes)

feedback