

EPD CONSENT AGENDA

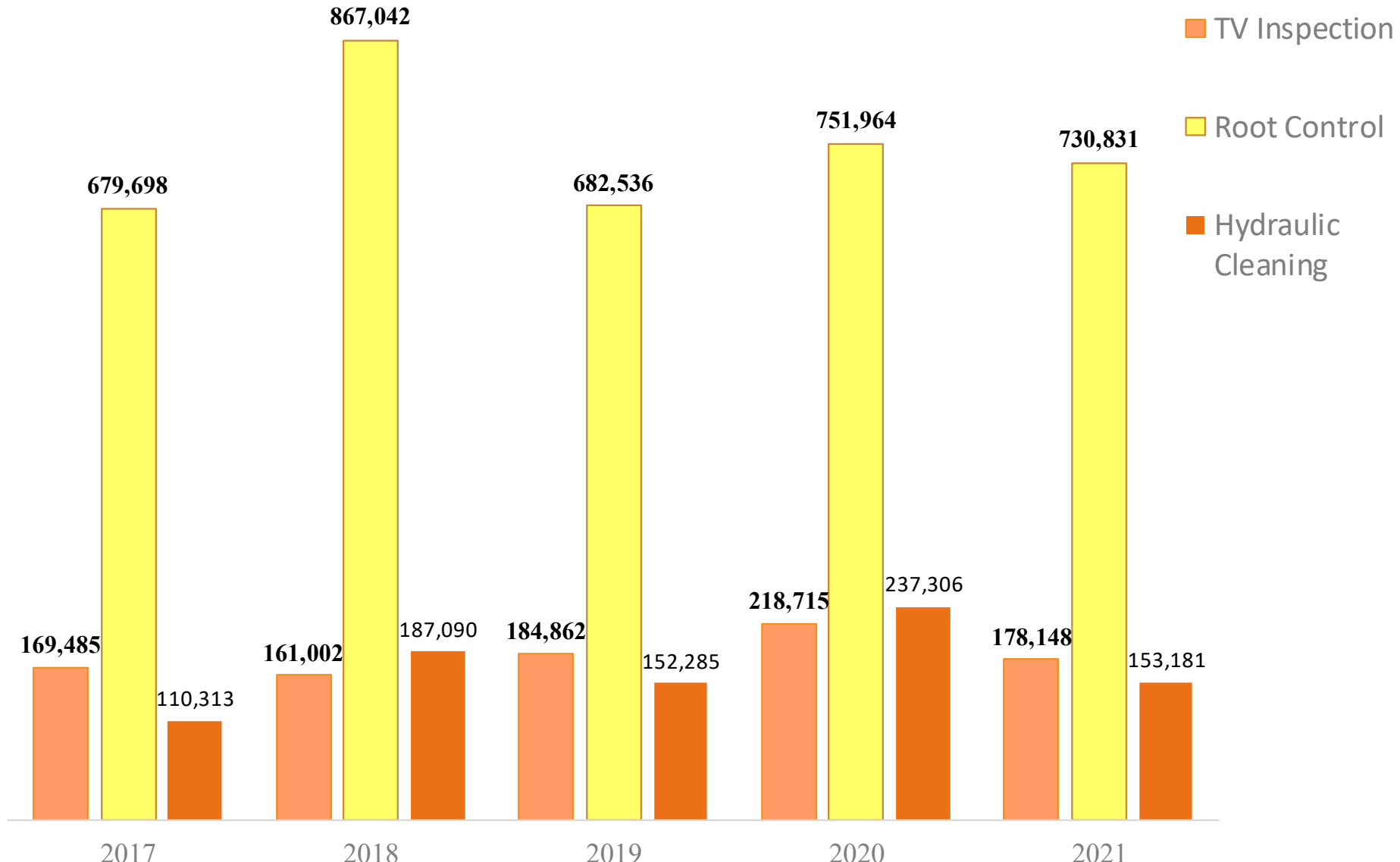
PROGRESS REPORT

REPORT DATE: November 1, 2021

Combined Totals by Fiscal Year

MANHOLE INSPECTIONS				
1st Quarter	2nd Quarter	3rd Quarter	4th Quarter	Yearly Total
405	1116	835	1068	3,424
MANHOLE REPAIRS				
1st Quarter	2nd Quarter	3rd Quarter	4th Quarter	Yearly Total
129	113	120	208	570
MANHOLES RAISED				
1st Quarter	2nd Quarter	3rd Quarter	4th Quarter	Yearly Total
209	186	391	335	1,121
TV INSPECTION				
1st Quarter	2nd Quarter	3rd Quarter	4th Quarter	Yearly Total
44,482	50,822	49,515	33,329	178,148
ROOT CONTROL				
1st Quarter	2nd Quarter	3rd Quarter	4th Quarter	Yearly Total
398539	151,726	0	180,566	730,831
HYDRAULIC CLEANING				
1st Quarter	2nd Quarter	3rd Quarter	4th Quarter	Yearly Total
44,283	49,472	30,678	28,748	153,181
EASEMENT CLEARING				
1st Quarter	2nd Quarter	3rd Quarter	4th Quarter	Yearly Total
9,652,822	4,747,385	9,730,447	2,864,217	26,994,871
AERIAL STREAM CROSSING INSPECTIONS				
1st Quarter	2nd Quarter	3rd Quarter	4th Quarter	Yearly Total
444	269	201	315	1,229

Total's (LFT) By Fiscal Year



Total (Sq ft) Easement Clearing by Fiscal Year

64,449,688



31,707,409



39,438,182



29,003,162



26,994,871



2017

2018

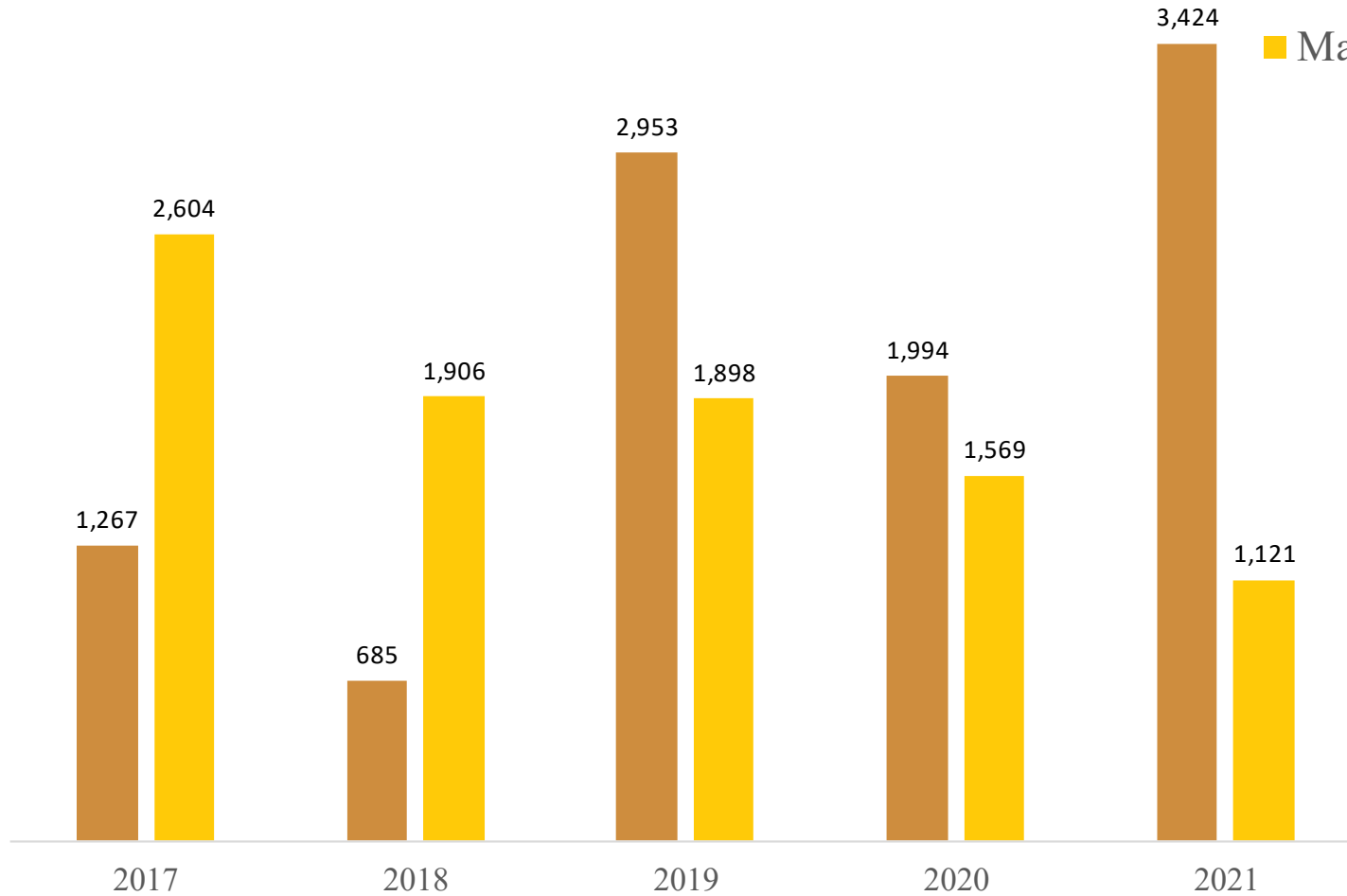
2019

2020

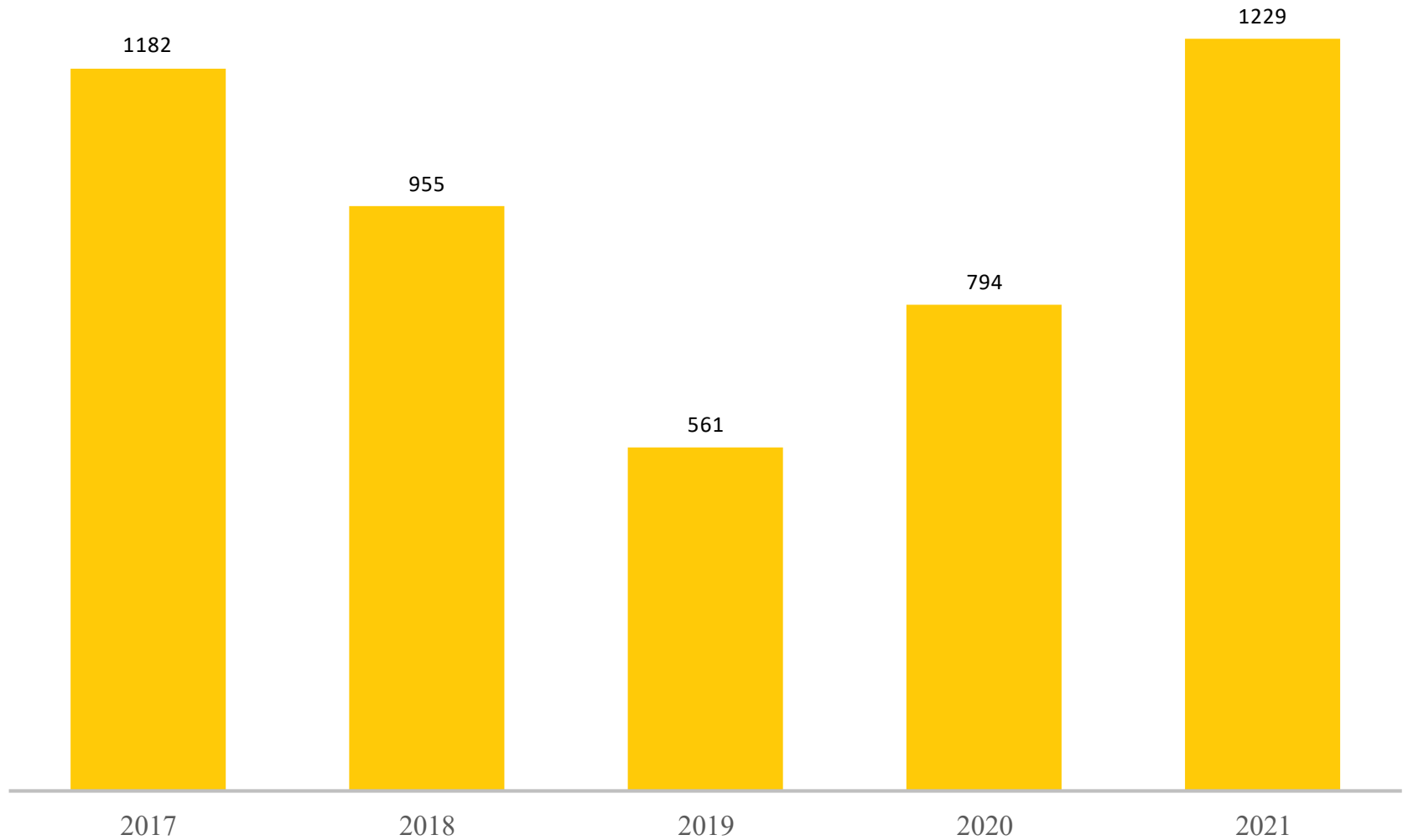
2021

Totals By Fiscal Year

■ Manhole Inspections
■ Manholes Raised



Total Number of Aerial Stream Crossing Inspections



Total Number of Manhole Repairs

