

## OSFP-2Q112-800GB-AEC5M-C

MSA and TAA 800GBase-AEC OSFP to 2xQSFP112 Active Electrical Cable (AEC, 5m, CMIS 5.0)

### Features:

- OSFP MSA Compliant
- QSFP MSA Compliant
- CMIS 5.0
- Power Consumption: 12W OSFP Side, 6.5W QSFP Side
- Enables 800Gbps to 2x400Gbps Transmission
- Single 3.3V Power Supply
- Operating Temperature: 0 to 70 Celsius
- RoHS Compliant and Lead-Free



### Applications:

- 800GBase Ethernet

### Product Description

This is a MSA compliant 800GBase-AEC QSFP to 2xQSFP112 active electrical cable that operates over active copper with a maximum reach of 5.0m (16.4ft). It has been programmed, uniquely serialized, and data-traffic and application tested to ensure it is 100% compliant and functional. This active electrical cable is TAA (Trade Agreements Act) compliant, and is built to comply with MSA (Multi-Source Agreement) standards. We stand behind the quality of our products and proudly offer a limited lifetime warranty.

ProLabs' transceivers are RoHS compliant and lead-free.

TAA refers to the Trade Agreements Act (19 U.S.C. & 2501-2581), which is intended to foster fair and open international trade. TAA requires that the U.S. Government may acquire only "U.S.-made or designated country end products."



## General Specifications

Parameter		Symbol	Min.	Typ.	Max.	Unit	Notes
Storage Temperature		Tstg	-40		85	°C	
Operating Case Temperature		Tc	0		70	°C	
Relative Humidity		RH			85	%	
Maximum Power Supply Voltage			-0.5		3.6	V	
Power Supply Voltage			3.135	3.3	3.465	V	
Data Rate		DR		800		Gbps	
Power Consumption	800G OSFP Side	PC			12	W	
	400G QSFP112 Side	PC			6.5	W	

## OSFP Pin Descriptions

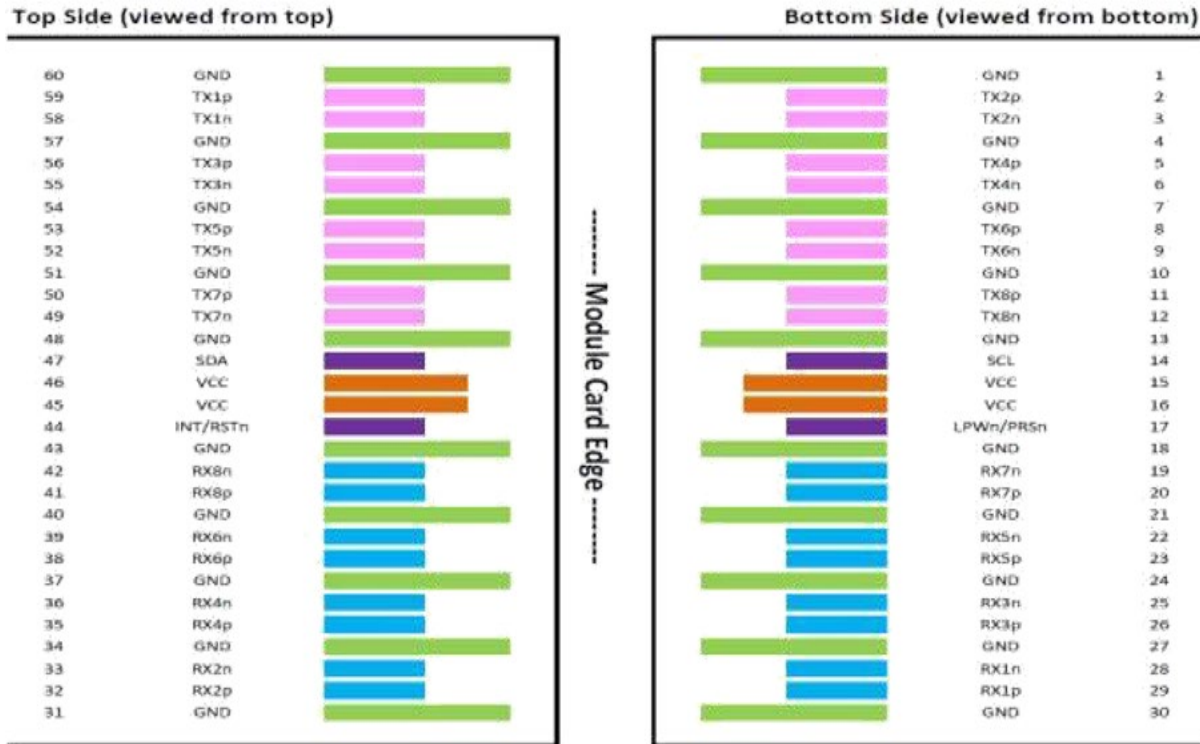
Pin	Symbol	Name/Description	Logic	Plug Sequence	Direction	Notes
1	GND	Module Ground.		1		
2	Tx2+	Transmitter Data Non-Inverted.	CML-I	3	Input from Host	
3	Tx2-	Transmitter Data Inverted.	CML-I	3	Input from Host	
4	GND	Module Ground.		1		
5	Tx4+	Transmitter Data Non-Inverted.	CML-I	3	Input from Host	
6	Tx4-	Transmitter Data Inverted.	CML-I	3	Input from Host	
7	GND	Module Ground.		1		
8	Tx6+	Transmitter Data Non-Inverted.	CML-I	3	Input from Host	
9	Tx6-	Transmitter Data Inverted.	CML-I	3	Input from Host	
10	GND	Module Ground.		1		
11	Tx8+	Transmitter Data Non-Inverted.	CML-I	3	Input from Host	
12	Tx8-	Transmitter Data Inverted.	CML-I	3	Input from Host	
13	GND	Module Ground.		1		
14	SCL	2-Wire Serial Interface Clock.	LVC MOS-I/O	3	Bi-Directional	1
15	Vcc	+3.3V Power.		2	Power from Host	
16	Vcc	+3.3V Power.		2	Power from Host	
17	LPWn/PRSn	Low-Power Mode/Module Present.	Multi-Level	3	Bi-Directional	2
18	GND	Module Ground.		1		
19	Rx7-	Receiver Data Inverted.	CML-O	3	Output from Host	
20	Rx7+	Receiver Data Non-Inverted.	CML-O	3	Output from Host	
21	GND	Module Ground.		1		
22	Rx5-	Receiver Data Inverted.	CML-O	3	Output from Host	
23	Rx5+	Receiver Data Non-Inverted.	CML-O	3	Output from Host	

24	GND	Module Ground.		1		
25	Rx3-	Receiver Data Inverted.	CML-O	3	Output from Host	
26	Rx3+	Receiver Data Non-Inverted.	CML-O	3	Output from Host	
27	GND	Module Ground.		1		
28	Rx1-	Receiver Data Inverted.	CML-O	3	Output from Host	
29	Rx1+	Receiver Data Non-Inverted.	CML-O	3	Output from Host	
30	GND	Module Ground.		1		
31	GND	Module Ground.		1		
32	Rx2+	Receiver Data Non-Inverted.	CML-O	3	Output from Host	
33	Rx2-	Receiver Data Inverted.	CML-O	3	Output from Host	
34	GND	Module Ground.		1		
35	Rx4+	Receiver Data Non-Inverted.	CML-O	3	Output from Host	
36	Rx4-	Receiver Data Inverted.	CML-O	3	Output from Host	
37	GND	Module Ground.		1		
38	Rx6+	Receiver Data Non-Inverted.	CML-O	3	Output from Host	
39	Rx6-	Receiver Data Inverted.	CML-O	3	Output from Host	
40	GND	Module Ground.		1		
41	Rx8+	Receiver Data Non-Inverted.	CML-O	3	Output from Host	
42	Rx8-	Receiver Data Inverted.	CML-O	3	Output from Host	
43	GND	Module Ground.		1		
44	INT/RSTn	Module Interrupt/Module Reset.	Multi-Level	3	Bi-Directional	2
45	Vcc	+3.3V Power.		2	Power from Host	
46	Vcc	+3.3V Power.		2	Power from Host	
47	SDA	2-Wire Serial Interface Data.	LVC MOS-I/O	3	Bi-Directional	1
48	GND	Module Ground.		1		
49	Tx7-	Transmitter Data Inverted.	CML-I	3	Input from Host	
50	Tx7+	Transmitter Data Non-Inverted.	CML-I	3	Input from Host	
51	GND	Module Ground.		1		
52	Tx5-	Transmitter Data Inverted.	CML-I	3	Input from Host	
53	Tx5+	Transmitter Data Non-Inverted.	CML-I	3	Input from Host	
54	GND	Module Ground.		1		
55	Tx3-	Transmitter Data Inverted.	CML-I	3	Input from Host	
56	Tx3+	Transmitter Data Non-Inverted.	CML-I	3	Input from Host	
57	GND	Module Ground.		1		
58	Tx1-	Transmitter Data Inverted.	CML-I	3	Input from Host	
59	Tx1+	Transmitter Data Non-Inverted.	CML-I	3	Input from Host	
60	GND	Module Ground.		1		

**Notes:**

1. Open-drain with pull-up resistor on the host.
2. See below for the required circuit.

**OSFP Electrical Pin-Out Details**




**QSFP112 Pin Descriptions**

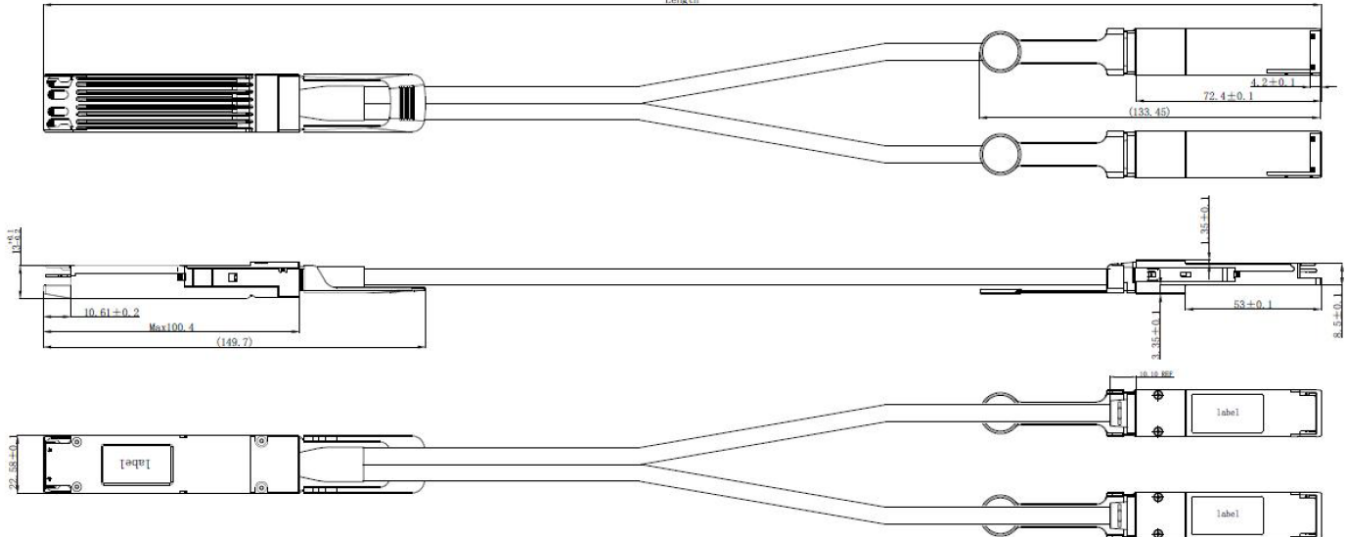
Pin	Symbol	Logic	Name/Description	Notes
1	GND		Module Ground.	
2	Tx2-	CML-I	Transmitter Inverted Data Input.	
3	Tx2+	CML-I	Transmitter Non-Inverted Data Input.	
4	GND		Module Ground.	
5	Tx4-	CML-I	Transmitter Inverted Data Input.	
6	Tx4+	CML-I	Transmitter Non-Inverted Data Input.	
7	GND		Module Ground.	
8	ModSelL	LVTTL-I	Module Select.	
9	ResetL	LVTTL-I	Module Reset.	
10	VccRx		+3.3V Receiver Power Supply.	
11	SCL	LVC MOS-I/O	2-Wire Serial Interface Clock.	

<b>12</b>	SDA	LVC MOS-I/O	2-Wire Serial Interface Data.	
<b>13</b>	GND		Module Ground.	
<b>14</b>	Rx3+	CML-O	Receiver Non-Inverted Data Output.	
<b>15</b>	Rx3-	CML-O	Receiver Inverted Data Output.	
<b>16</b>	GND		Module Ground.	
<b>17</b>	Rx1+	CML-O	Receiver Non-Inverted Data Output.	
<b>18</b>	Rx1-	CML-O	Receiver Inverted Data Output.	
<b>19</b>	GND		Module Ground.	
<b>20</b>	GND		Module Ground.	
<b>21</b>	Rx2-	CML-O	Receiver Inverted Data Output.	
<b>22</b>	Rx2+	CML-O	Receiver Non-Inverted Data Output.	
<b>23</b>	GND		Module Ground.	
<b>24</b>	Rx4-	CML-O	Receiver Inverted Data Output.	
<b>25</b>	Rx4+	CML-O	Receiver Non-Inverted Data Output.	
<b>26</b>	GND		Module Ground.	
<b>27</b>	ModPrsL	LV TTL-O	Module Present.	
<b>28</b>	IntL/RxLOSL	LV TTL-O	Interrupt. Optionally RxLOS.	
<b>29</b>	VccTx		+3.3V Transmitter Power Supply.	
<b>30</b>	Vcc1		+3.3V Power Supply.	
<b>31</b>	LPMoDe/TxDis	LV TTL-I	Low-Power Mode/Optional Tx_Disable.	
<b>32</b>	GND		Module Ground.	
<b>33</b>	Tx3+	CML-I	Transmitter Non-Inverted Data Input.	
<b>34</b>	Tx3-	CML-I	Transmitter Inverted Data Input.	
<b>35</b>	GND		Module Ground.	
<b>36</b>	Tx1+	CML-I	Transmitter Non-Inverted Data Input.	
<b>37</b>	Tx1-	CML-I	Transmitter Inverted Data Input.	
<b>38</b>	GND		Module Ground.	

## QSFP112 Electrical Pad Layout



## Mechanical Specifications



## About ProLabs

Our extensive experience comes as standard. For over 20 years ProLabs has delivered optical connectivity solutions that give our customers freedom and choice through our ability to provide seamless interoperability. At the heart of our company is the ability to provide state-of-the-art optical transport and connectivity solutions that are compatible with more than 100 optical switching and transport platforms.

## A Complete Portfolio of Network Solutions

ProLabs is focused on innovations in optical transport and connectivity. The combination of our knowledge of optics and networking equipment enables ProLabs to be your single source for optical transport and connectivity solutions from 100Mb to 1.6T while providing innovative solutions that increase network efficiency. We provide the optical connectivity expertise that is compatible with and enhances your switching and transport equipment.

## The Trusted Partner

Customer service is our number one value. ProLabs has invested in people, labs and manufacturing capacity to ensure compatible products, and immediate answers to your questions. With Engineering and Manufacturing offices in the U.K. and U.S. augmented by field offices throughout the U.S., U.K. and Asia, ProLabs is able to be our customers best advocate 24 hours a day.



## Contact Information

ProLabs US

Email: [sales@prolabs.com](mailto:sales@prolabs.com)

Telephone: 952-852-0252

ProLabs UK

Email: [salessupport@prolabs.com](mailto:salessupport@prolabs.com)

Telephone: +44 1285 719 600