

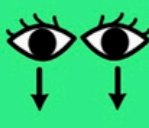


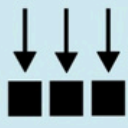





















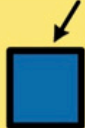




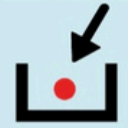
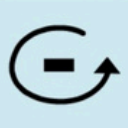
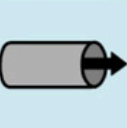




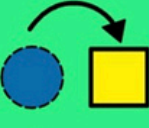

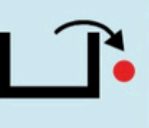














DIRECTIONS & POSITIONS

 je, moi	 vouloir	 regarder	 continuer	 haut	 tout droit	 sur, dessus	 pas	 près
 tu, toi	 aller	 aimer	 gauche	 milieu	 droite	 sous, dessous	 encore	 loin
 il, elle, on	 fini	 aider	 tourner	 bas	 avant	 maintenant	 après	 montrer, indiquer le chemin
 c'est	 être	 faire	 prendre	 devant	 dans, intérieur	 autour	 à travers	 mon appareil de communication
 où	 avoir	 mettre	 changer	 entre	 hors, extérieur	 autre	 ici	 là-bas
 comment	 choisir	 attendre	 arrêter	 derrière	 à côté	 partout	 n'importe où	 ça va pas