

# Econ 1: Principles of Microeconomics

Fall 2017

Price Center Theatre

# Basic Information

- “ Instructor: Professor Kate Antonovics
  - . Office: Economics 327
  - . Office hours: **Mondays 3:45-5:15pm**
  - . Email: [ucsdecon1fall2017@gmail.com](mailto:ucsdecon1fall2017@gmail.com) (the shortest response time)
  - . Email: [kantonov@ucsd.edu](mailto:kantonov@ucsd.edu) (if you have a highly private matter)
  
- “ The course: We will begin this course by asking why individuals interact in market settings. We will then discuss demand, supply and market equilibrium. Having done that we will examine more closely how individuals make consumption choices, how firms behave under perfect competition and why perfectly competitive markets lead to efficient outcomes. Finally, we discuss international trade and the labor market. There are no prerequisites.

# Topic Outline

Topic	Reading
Comparative Advantage	Chapter 2
Supply and Demand	Chapter 3
Elasticity	Chapter 4
Demand	Chapter 5 (including the appendix)
Perfectly Competitive Supply	Chapter 6
Efficiency, Exchange and the Invisible Hand	Chapter 7
International Trade	Chapter 27
The Labor Market	Chapter 12, pages 325 - 331

# Stuff You Need

1. The UCSD custom edition of Principles of Economics, 6<sup>th</sup> Edition, by Frank, Bernanke, Antonovics and Heffetz (ISBN-9781308574394). The UCSD custom edition contains an important appendix to Chapter 5 and additional material on international trade that are not in the standard 6<sup>th</sup> edition. This book also will be used for Econ 2 and Econ 3.
2. Connect access code (for 6e): You MUST have an access code to gain access to the digital materials that accompany the textbook, including the weekly on-line assessments. Your instructors for Econ 2 and Econ 3 may also require you to have this access code.
3. i>clicker or i>clicker2: available at the UCSD Bookstore (and, as always, Amazon.com)

# Buying the Textbook & Access Code

- A Connect access code plus a print version of the textbook come bundled together at the UCSD Bookstore: **\$106.75**
- I recommend that you buy the Bookstore bundle because it's a good deal. **Warning: do not lose your access code!!! You might need it for Econ 2 or Econ 3.**

# Note About Textbook and Access Code

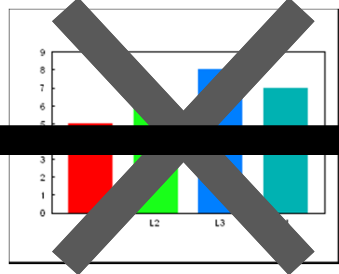
- “ This quarter I am running an experiment in the 10am lecture of Econ 1 in which some of the students in the 10am lecture are not required to complete the out-of-class assignments. In addition, most students in the 10am lecture will receive a free copy of the textbook and a free access code. BUT this only applies to students who were enrolled in the 10am lecture by Tuesday, September 26.
- “ If you enroll in the 10am lecture after Tuesday, September 26, then you must complete all the out-of-class assignments and you will not receive either a free copy of the textbook or a free access code. In other words, you should not try switch into the 10am lecture because you either don't want to buy the textbook and access code or because you don't want to do the out-of-class assignments.

# A Week in the Life of Econ 1

1. Attend class
  - a. Take notes; partial lecture notes are posted on TritonEd
  - b. Answer optional clicker discussion questions.
2. Attend weekly discussion sections : Your TAs will go over old exam questions, which will be posted ahead of time on the class web page. Answers will not be available until just before the midterm. You are not required to attend section, but it is recommended.
3. Complete periodic pre-class video modules: before some classes I will ask you to watch short videos and complete related quizzes.
4. Complete weekly online assessments

# Clicker Discussion Questions

Individual Vote



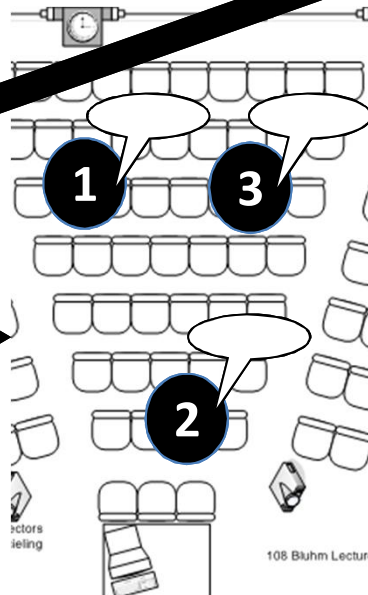
Small Group Discussion



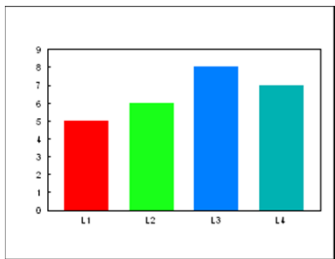
Group Vote



Class-Wide Discussion

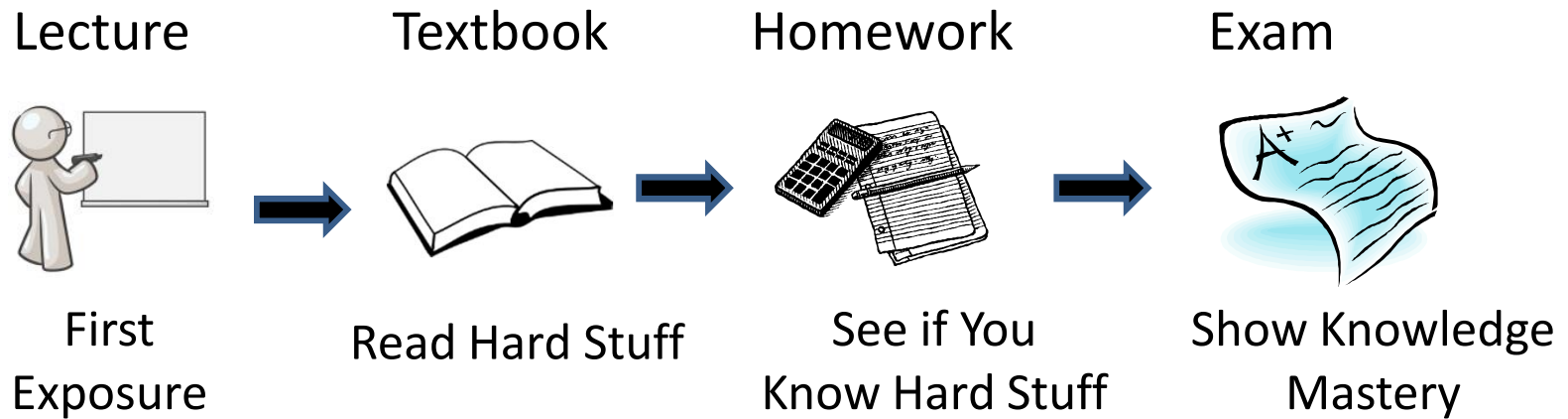


Instructor Wrap-up



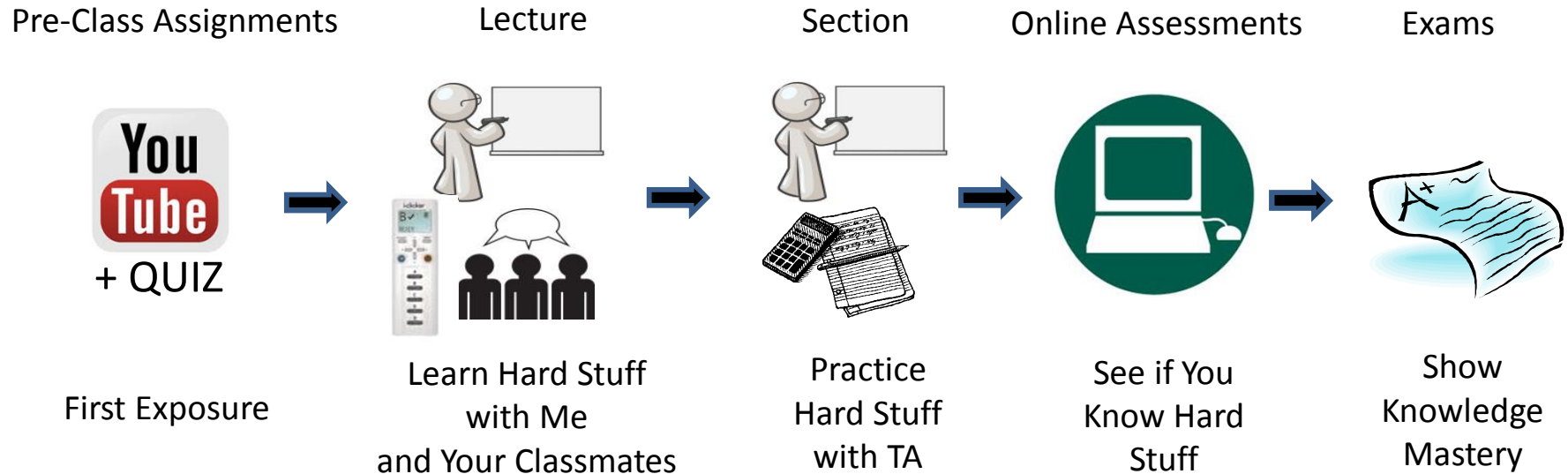


# Traditional Courses



You learn the hard stuff when there's no "expert" around to help.

# This Course



- “ Your first exposure to some material will happen before lecture.
- “ That we can use class time to engage in activities that increase your understanding of the hard stuff.

# Are clickers worth it?

- “ When I have used clickers in the past, about **90%** of students agreed or strongly agreed that other instructors should use this approach.
- “I felt like I contributed more to this class than any other class by being able to discuss my answers with my peers. In addition, I felt like I was learning from my peers as well when they discussed how they approached their answers.”
- “I feel like I am definitely more engaged. And since we discuss the questions among ourselves, it is more comfortable for us to ask each other questions and help each other learn. I strongly feel like I am part of the lectures and other students' learning process, rather than just a bystander, listening and maybe learning nothing.”

# Video Modules

- “ Prior to some classes, I will assign a video module.
  
- “ Each video module includes
  - . Several short (3-5 minute) videos that cover important course material.
  - . A short quiz to verify that you understand the material in the video.
  
- “ The video modules are located in TritonEd in the Video Modules folder.
  
- “ The due date of each video module will be announced in class and/or by email.

# Weekly Online Assessments

- “ There are two types of online assessments (BOTH are required)
  - . End-of-chapter (EOC) questions
  - . LearnSmart (LS) adaptive learning modules (aka SmartBook)
  - . Both graded on the percentage of questions you answer correctly
  
- “ To complete the online assessments, you MUST HAVE a Connect access code
  
- “ Most assessments are due Sunday at 11pm. Late assessments are not accepted. ***No exceptions.***

# Course Grades

Item	Option 1	Option 2
<b>In-Class Clicker Discussion Questions</b> “ Graded only on participation “ You get full credit if you click at least 75% of the time “ 6 lowest classes automatically dropped	5%	0%
<b>Video Modules &amp; Online Assessments (EOC and LS)</b> “ Approximately 20 individual items “ 6 lowest scores automatically dropped	5%	5%
<b>Midterm 1:</b> Friday, October 20 <sup>th</sup> in class*	20%	20%
<b>Midterm 2:</b> Friday, November 17 <sup>th</sup> in class*	20%	20%
<b>Final Exam</b> 9am Lecture: Wednesday, December 13 <sup>th</sup> , 8:00am-11am* 10am Lecture: Friday, December 15 <sup>th</sup> , 8:00am-11am* 11am Lecture: Tuesday, December 12 <sup>th</sup> , 11:30am-2:30pm*	50%	55%

\* The dates of the midterms and final exam are **NOT NEGOTIOABLE**

**COURSE GRADE** = max { OPTION 1 , OPTION 2 }  
 (I choose for you)

# Getting Started with Connect

1. Log onto [tritoned.ucsd.edu](http://tritoned.ucsd.edu) and go to Econ 1
2. Go to the Online Assessment folder in the Content area.
3. Click on “Graphing”
4. Follow the prompts to “Continue” and “Register Now”
5. Enter your **UCSD email address**. **This is important**. If you register with some other email address, you will need to contact McGraw-Hill customer support to change your email address (see below for contact information).
6. Enter your access code, or select “Buy Online”, or select “Start Free Trial” for 14 days of free access (see the screen shot on the next page).

# Grewal: Marketing, 2e

by Dhruv Grewal Michael Levy

## Student Registration

Pay by credit card to access Marketing, or register with a registration code.

### Have a registration code?

Enter your registration code below. Your code is printed on a card that came with your textbook, or you purchased it separately.



#### Registration Code:

-  -  -  -

Example: GRFU-BYHA-6MYJ-FGMK-F9XA

Your code is on a card that looks like this.

[Have a registration code?](#)

Submit

### Don't have a code?



If you don't have a registration code, you can purchase access to Marketing by credit card.

Buy Online

### Not ready to buy yet?

Get instant access to your instructor's course work and materials for a FREE trial. Your work will always be saved during the trial period and you'll receive a reminder before it expires.

Start Free Trial



# Need Help?

**Visit:** [www.mhhe.force.com/CXG/s/ContactUs](http://www.mhhe.force.com/CXG/s/ContactUs)

**Call: (800) 331-5094**

Monday - Thursday: 24 hours

Friday: 12am - 6pm

Saturday: 7am - 5pm

Sunday: 9am - midnight

(All times Pacific)

# Course Web Page

## tritoned.ucsd.edu

- “ ALL course information and materials (including a copy of this syllabus) are posted on the class web page.
- “ You MUST register your i>clicker on TritonEd.
  - . **YES!** Even if you have registered your clicker for another class.
  - . Click on **Register Your i>clicker Remote ID** in the course menu.
  - . If you fail to do this, you will not receive credit for any of your clicker responses!



# Academic Integrity

“ Academic dishonesty will not be tolerated. Students are expected to do their own work, as outlined in the UCSD Policy on Integrity of Scholarship. All suspected cases of academic dishonesty will be reported to the Academic Integrity Coordinator. In addition to the penalties imposed by the Academic Integrity Review Board, **I also reserve the right to fail students found guilty of academic misconduct.**



- “ The following are a few examples of academic dishonesty
1. Using someone else's clicker in class
  2. Having another student complete an assignment for you or give you answers to specific questions
  3. Using unauthorized materials in an exam
  4. Looking at another student's answers during an exam
  5. Having someone else take your exam for you
  6. Lying about having taken an exam or completed an assignment

# Administrative Issues

1. If you have a documented disability, please to talk to Sylvia Ramirez as soon as possible so that she can make suitable accommodations for you. Sylvia's office is in Sequoyah Hall 245. If you believe that you have a disability and desire accommodation, please register with the Office for Students with Disabilities.
2. If you need to miss a midterm for a verifiable medical/legal/sports reason, your midterm grade will be your grade on the final. Failure to notify me promptly that you must miss a midterm will result in a zero grade for that midterm. Unexcused absences will also result in a zero.
3. If you arrive late to an exam, I will allow you to take the exam in the time that remains *as long as no one has turned in his/her exam and left the room*. Once a classmate has turned in his/her exam, you will earn a zero on the test if you arrive late.

# Administrative Issues

4. UCSD now has automated waitlists. If you have any questions regarding adding the class, please contact the undergraduate advisors in Sequoyah Hall 245.
5. With the permission of the TA, you may attend any discussion section and go to any of the TA's office hours.
6. Midterms and exams that you do not pick up will be kept for 30 days following the end of the course and then thrown away (at which point your scores cannot be disputed).

# 9am vs. 10am vs. 11am lecture

- “ If you want clicker participation points, you **MUST** attend the lecture for which you are registered.
- “ For the midterms and final exam, you **MUST** take the exam with the lecture for which you are registered.
- “ The answer to the following questions is “**no**”.
  - . Can I take the final exam with the other lecture so I can go to my sister’s wedding?
  - . I have 3 final exams on the day of our final, can I take the final with the other lecture?
  - . I have to miss class next week because I have a doctor’s appointment, can I get my clicker points if I go to the other lecture?

# TOUR OF CLASS WEB PAGE

# What do students say about my class?

“As a student who has never taken economics before, I felt this class was such a reality shock in that these concepts we learn in economics can ACTUALLY be applied to real life and in this short 10 week class, it's just a struggle to accept that this is how the world runs. I find it very difficult to do well in a class that is so realistic. I would not recommend this class unless it's necessary because it is not easy!”

--anonymous, Fall 2011 course evaluations



# For the next class

- “ Buy the textbook and a Connect access code
- “ Register for Connect
- “ Complete the Chapter 2 Video Module—due 10/01/17 at 11pm
- “ Complete the Graphing assessment—due 10/03/17 at 11pm
- “ Buy an i>clicker
- “ Register your i>clicker on TritonEd