

Econ 2: Market Imperfections and Policy

Summer 2014
Monday-Thursday 3:30-4:50pm
Center Hall 119

Basic Information

- The course: Econ 2 is a sequel to Econ 1. The objective of this course is to analyze the allocation of goods and services when markets are not perfect, and the role of government in the market. Along the way, we will also touch upon markets for inputs to production.
- The instructor: Kate Antonovics
 - Office: Economics 327
 - Office hours: Wednesday 12:30-1:30pm
 - Email: kantonov@ucsd.edu

What You Need to Buy

1. The UCSD custom edition of Principles of Economics, 5th Edition, by Frank and Bernanke (ISBN-9780077815653). This book also will be used for Econ 3.
2. Connect Plus access code: This will allow you to gain access to the digital materials that accompany the textbook, including the weekly on-line assessments. Your instructor for Econ 3 may also require you to have this access code.
3. i>clicker or i>clicker2: available at the UCSD Bookstore, \$48 new, \$36 used

The Textbook & Connect Plus

- The textbook and Connect Plus can be purchased together at the UCSD Bookstore: **\$93.50**
- Connect access code alone: **\$80** (no e-book)
- 21-day free trial: \$0 **(THIS OPTION IS SUFFICIENT FOR THIS COURSE)**
- ~~Connect Plus access code alone: **\$159.50**~~

***Please note that your instructor for Econ 3 may require you to have a Connect Plus access code.

Course Web Page

ted.ucsd.edu

- ALL course information and materials (including a copy of this syllabus) are posted on the class web page.
- You MUST register your i>clicker on ted.
 - **YES!** Even if you have already registered your clicker for another course.
 - Click on **Register Your i>clicker Remote ID** in the course menu.
 - If you fail to do this, you will not receive credit for any of your clicker responses!

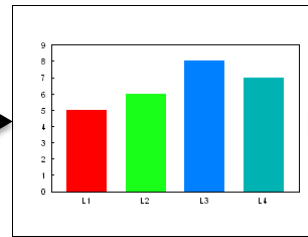


Weekly Requirements

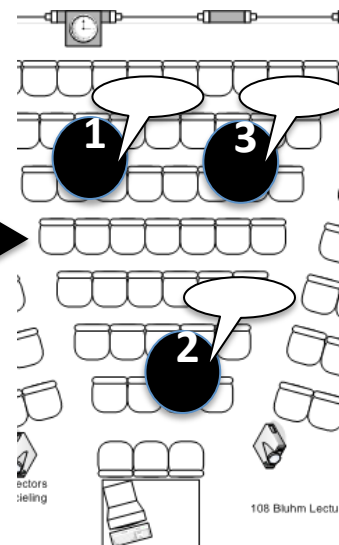
1. Complete pre-class assignments: read or watch a short video (or maybe something else) before each class.
2. Attend class
 - a. Sit in assigned seats
 - b. Take a short *clicker quiz* at the beginning of class based on pre-class assignment
 - c. Take notes: partial lecture notes posted on Ted
 - d. During class answer *clicker discussion questions* and engage with your fellow students.
3. Attend weekly discussion sections: Your TAs will go over old exam questions, which will be posted ahead of time on the class web page. Answers otherwise not available until just before the midterm. You are not required to attend section but it is highly recommended.
4. Complete weekly online assessments

Clicker Quizzes

Individual Vote



Class-Wide Discussion

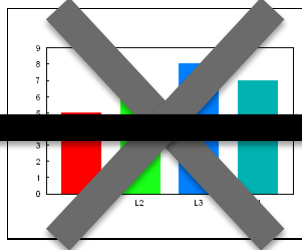


Instructor Wrap-up



Clicker Discussion Questions

Individual Vote




Small Group Discussion



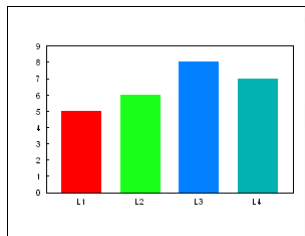
Group Vote



Class-Wide Discussion



Instructor Wrap-up



Online Assessments

- Three types of online assessments
 - End-of-chapter (EOC) questions (weeks 1-3)
 - LearnSmart (LS) adaptive learning modules (weeks 1-3)
 - Multiple choice “tests” (really just homework) in Ted (weeks 4-5)
 - All are graded on the percentage of questions you answer correctly
- To complete the online assessments for the first three weeks of the course, you need a Connect Plus access code
- Most assessments are due Sunday at 9pm. Late assessments are not accepted. **No exceptions.** To allow flexibility for students who have critical conflict or who are experiencing computer problems the night the assessments are due, I drop the 4 lowest scores.

Course Grades

Item	Percent of Course Grade
Clicker Quizzes: clicker questions at the beginning of class <ul style="list-style-type: none">• Graded on whether you correctly answer questions• 4 lowest scores automatically dropped	5%
Clicker Discussion Questions: clicker questions during lecture <ul style="list-style-type: none">• Graded only on participation• You get full credit if you click at least 75% of the time• 4 lowest classes automatically dropped	5%
Online Assessments <ul style="list-style-type: none">• Approximately 12 individual assessments• 4 lowest scores automatically dropped	10%
Midterm: Thursday, August 21 st from 3:30-4:50pm (NOT NEGOTIABLE) <ul style="list-style-type: none">• In class	35%
Final Exam: Saturday, September 6 th from 3-6pm (NOT NEGOTIABLE) <ul style="list-style-type: none">• Cumulative• SOLIS HALL 107	45%

Academic Integrity

- Academic dishonesty will not be tolerated. Students are expected to do their own work, as outlined in the UCSD Policy on Integrity of Scholarship. All suspected cases of academic dishonesty will be reported to the Academic Integrity Coordinator. In addition to the penalties imposed by the Academic Integrity Review Board, **I also reserve the right to fail students found guilty of academic misconduct.**



- The following are a few examples of academic dishonesty
 1. Using someone else's clicker in class
 2. Having another student complete an assignment for you or give you answers to specific questions
 3. Using unauthorized materials in an exam
 4. Looking at another student's answers during an exam
 5. Having someone else take your exam for you
 6. Lying about having taken an exam or completed an assignment

Administrative Issues

1. If you have a documented disability, please to talk to me as soon as possible so that I can make suitable accommodations for you. If you believe that you have a disability and desire accommodation, please register with the Office for Students with Disabilities.
2. If you need to miss a midterm for a verifiable medical/legal/sports reason, your midterm grade will be your grade on the final. Failure to notify me promptly that you must miss a midterm will result in a zero grade for that midterm. Unexcused absences will also result in a zero.
3. If you arrive late to an exam, I will allow you to take the exam in the time that remains *as long as no one has turned in his/ her exam and left the room*. Once a classmate has turned in his/her exam, you will earn a zero on the test if you arrive late.

Administrative Issues

4. UCSD now has automated waitlists. If you have any questions regarding adding the class, please contact the undergraduate advisors in Sequoyah Hall 245.
5. With the permission of the TA, you may attend any discussion section and go to any of the TA's office hours.
6. Midterms and exams that you do not pick up will be kept for one quarter following the end of the course and then thrown away (at which point your scores cannot be disputed).

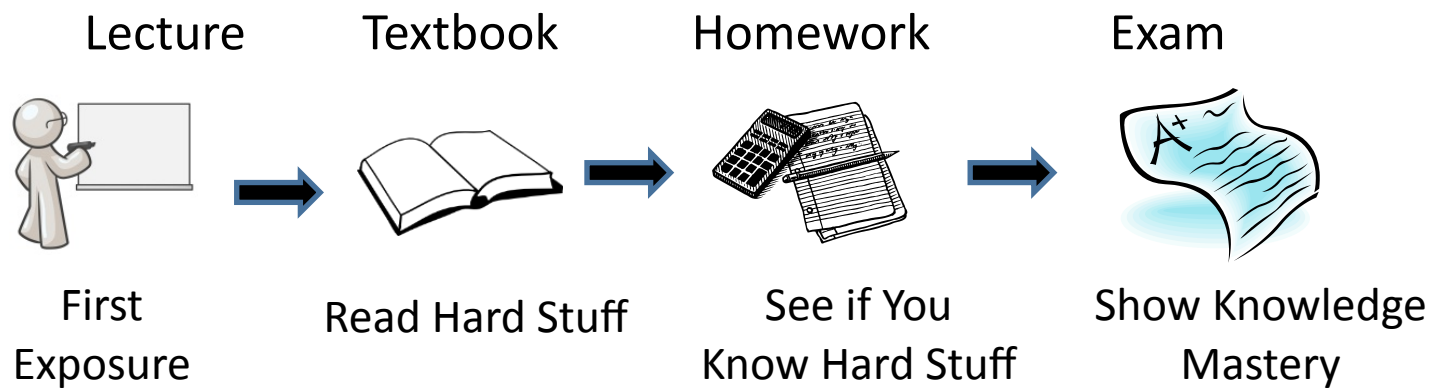
Topic Outline

Topic	Reading
Efficiency, Exchange and the Invisible Hand (brief review)	Chapter 7
Monopoly, Oligopoly, and Monopolistic Competition	Chapter 8
Games and Strategic Behavior	Chapter 9
Externalities and Property Rights	Chapter 10
The Economics of Information	Chapter 11
Labor Markets, Poverty and Income Distribution	Chapter 12
The Environment, Health and Safety	Chapter 13
Public Goods and Tax Policy	Chapter 14

This Course is Different

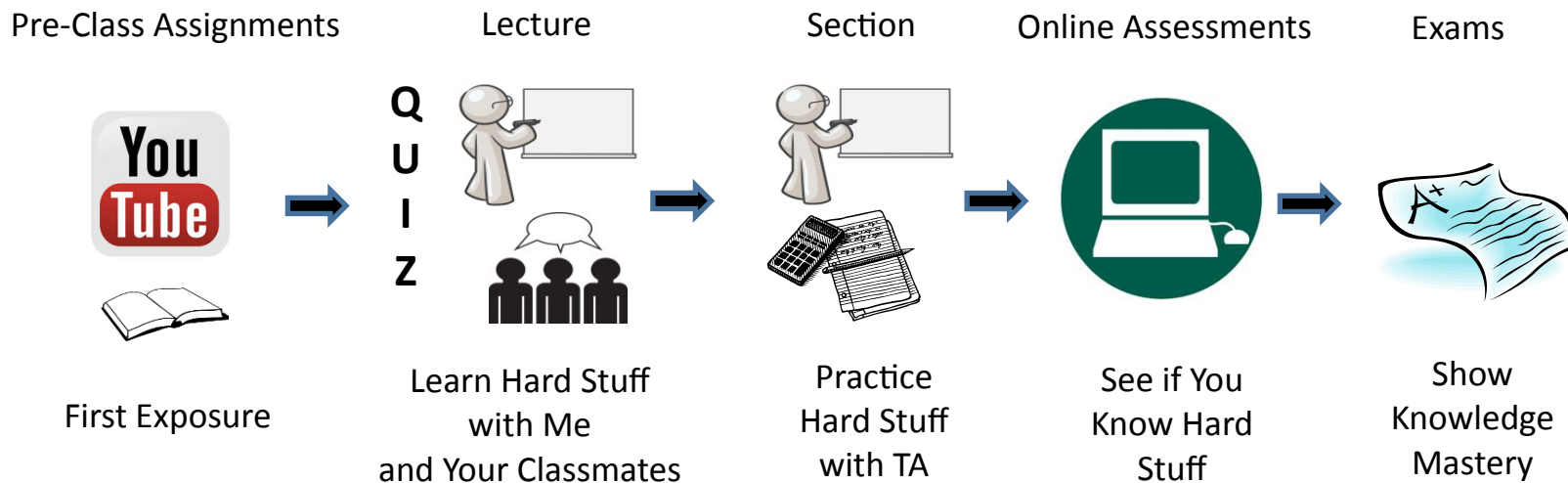
- A “clicker” is required for this course
 - Clickers are used to help both YOU and ME figure out what you understand and what you might need some help with
- In addition, the structure is a little different than in a traditional course . . .

Traditional Courses



You learn the hard stuff when there's no "expert" around to help.

This Course



- Technology (the printing press and YouTube) means that your first exposure to the material doesn't have to happen in lecture.
- You can learn some of the easy stuff on your own so that we can use class time to engage in activities that increase your understanding of the hard stuff.

Getting Started with Online Assessments

1. Log onto ted.ucsd.edu and go to Econ 1
2. Go to the Online Assessment folder in the Content area.
3. Click on “Graphing”
4. Follow the prompts to “Continue” and “Register Now”
5. Enter your **UCSD email address**. **This is important**. If you register with some other email address, you will need to contact McGraw-Hill customer support to change your email address (see below for contact information).
6. Enter your access code, or select “Buy Online.”
You can also click “Start Free Trial” for 21 days of free access (see the screen shot on the next page).

Grewal: Marketing, 2e

by Dhruv Grewal Michael Levy

Student Registration

Pay by credit card to access Marketing, or register with a registration code.

Have a registration code?

Enter your registration code below. Your code is printed on a card that came with your textbook, or you purchased it separately.



Your registration code is printed on a card that looks like this.

Registration Code:

Five empty boxes for entering a registration code, separated by hyphens.

Example: GRFU-BYHA-6MYJ-FGMK-F9XA

[Have a registration code?](#)

Submit

Don't have a code?



If you don't have a registration code, you can purchase access to Marketing by credit card.

Buy Online

Not ready to buy yet?

Get instant access to your instructor's course work and materials for a FREE trial. Your work will always be saved during the trial period and you'll receive a reminder before it expires.

Start Free Trial

If you don't already have an access code, do this!!

Need Help?

Visit: www.mhhe.com/support

Call: (800) 331-5094

Monday – Thursday • 6AM – 9PM

Friday • 6AM – 4PM

Sunday • 4PM – 9PM

(All times Pacific)

Connect does not work well with Internet Explorer

TOUR OF CLASS WEB PAGE

TA Information

Section Day	Section Time	Section Location	TA Name	TA Email
Friday	10-11:50am	SOLIS 111	Pedram Heydari	peheydar@ucsd.edu

For the next class

- Buy the textbook and Connect Plus
- Buy an i>clicker
- Register for Connect (start the Graphing assessment)
- Register your i>clicker