

# Course Syllabus

## Teaching Staff:

<b>Instructor:</b>	Chris Day	<a href="mailto:cdday@ucsd.edu">cdday@ucsd.edu</a> ( <a href="mailto:cdday@ucsd.edu">mailto:cdday@ucsd.edu</a> )
<b>IA for C01</b>	Brian Nguyen	<a href="mailto:bpnguyen@ucsd.edu">bpnguyen@ucsd.edu</a> ( <a href="mailto:bpnguyen@ucsd.edu">mailto:bpnguyen@ucsd.edu</a> )
<b>IA for C02</b>	Max Cai	<a href="mailto:hocai@ucsd.edu">hocai@ucsd.edu</a> ( <a href="mailto:hocai@ucsd.edu">mailto:hocai@ucsd.edu</a> )
<b>IA for C03</b>	Brian Stack	<a href="mailto:bstack@ucsd.edu">bstack@ucsd.edu</a> ( <a href="mailto:bstack@ucsd.edu">mailto:bstack@ucsd.edu</a> )
<b>IA for C04</b>	Mandy Zhu	<a href="mailto:mxzhu@ucsd.edu">mxzhu@ucsd.edu</a> ( <a href="mailto:mxzhu@ucsd.edu">mailto:mxzhu@ucsd.edu</a> )

**Lecture: D00** : Tu/Th 3:30 - 4:50pm CENTR 216

All lectures will be in-person. They will be recorded and posted in the Media Gallery and embedded into the weekly course pages.

**Laboratory Schedule:** All lab classes will be in-person, unless otherwise stated. See the **full 10 week lab schedule**.

C01 : W/F 8:30 - 12:20 pm York Hall 2310

C02 : W/F 8:30 - 12:20 pm York Hall 2332

C03 : W/F 1:30 - 5:20 pm York Hall 2310


C04 : W/F 1:30 - 5:20 pm York Hall 2332

**Office Hours:** TBA

**Learning goals:**


- Apply knowledge of the theory behind molecular techniques, and the applications of the methodologies in biological research, to explain experimental steps and troubleshoot results
- Apply knowledge of molecular biology concepts relevant to our work to explain and troubleshoot results
- Demonstrate proficiency at basic molecular biology techniques
- Explain the importance of proper controls in designing experiments and interpreting results
- Perform basic lab math skills, statistical analysis, and graphing
- Draw logical conclusions from experimental data and justify conclusions
- Use basic bioinformatics databases and applications
- Learn to find, read, and evaluate primary literature

### Learning in this course

This course is designed to be a collaborative environment for everyone to learn together and construct a shared understanding of the material. Active participation both in class and lab is expected. Being able to communicate understanding, and confusion, is critical to success in any discipline, and is very useful for learning<sup>1</sup>  [\\_ \(http://www.sciencemag.org/content/323/5910/122.short\)](http://www.sciencemag.org/content/323/5910/122.short).

We like to use class time to work on applying knowledge and troubleshooting your data. Hence, it is expected that you will prepare before coming to class, reviewing basic background information about the lab and/or relevant content. This will be encouraged through regular in-class quizzes.

Instead of memorization, we will focus on developing an understanding of fundamental concepts and as they apply to the experiments. Therefore, tests will include questions that are based on solving problems in new contexts or data interpretation and not necessarily on memorizing facts.

Smith et al., 2009. <http://www.sciencemag.org/content/323/5910/122.short>   
[\(http://www.sciencemag.org/content/323/5910/122.short\)](http://www.sciencemag.org/content/323/5910/122.short)

### Lab Schedule


Date	Lab Activities	Relevant Lab Manual Sections	Assignments
<b>WEEK 1</b>			
Apr 5	Intros, safety, dilutions	How to Use the Manual; Working in the Lab; Keeping a Good Lab Notebook; Safety Rules; Instructions for disposal of laboratory waste; BACKGROUND: Pipette Operation; Liquid Measurement Units, Basic Dilutions, Serial Dilutions; PROTOCOLS: APPENDIX G, C, D	
Apr 7	Molecular biology boot camp (review); Practice loading and running a gel (optional)	APPENDIX H	<b>Molecular Biology Quiz Due Thursday April 6th</b>
<b>WEEK 2</b>			
Apr 12	Bioinformatics - Exploring the ADE2 gene to identify important features and where to mutate + experimental design	BACKGROUND: CRISPR-Cas9 Project Overview; PROTOCOLS: 1, APPENDIX B; Appendix J (Experimental Design)	<b>Getting to Know you quiz Due Monday April 10th</b>
Apr 14	Design gRNA and HDR templates; set-up 2 x 10 ml liquid cultures of pML104 for extraction.	BACKGROUND: CRISPR-Cas9 Project Overview - editing the ADE2 gene + Homology Directed Repair of ADE2; PROTOCOLS: PROTOCOL 2 (2a and 2b); BACKGROUND: Cultures used in the lab; Plasmids used in the lab; PROTOCOLS: APPENDIX H; Protocol 3	<b>In class review quiz 1</b>
<b>WEEK 3</b>			
Apr 19	Extracting pML104 plasmid, running agarose gels to check extractions	BACKGROUND: Alkaline Lysis Plasmid Purification; Spectrophotometric Analysis of DNA & RNA; Agarose Gel Electrophoresis; PROTOCOLS: Protocols 4, 5, 6 for doing in the lab	
Apr 21	Restriction enzyme digestion; Check digestions with agarose gel electrophoresis, clean digested plasmid for future use in ligation	BACKGROUND: Restriction Enzyme Cloning (Restriction enzymes); PROTOCOLS: 5, 6, 7, 8	<b>In class review quiz 2</b>
<b>WEEK 4</b>			
Apr 26	Plan and set-up ligations, transform E. coli	BACKGROUND: Restriction Enzyme Cloning (Ligations, Annealed Oligo + Restriction Enzyme Cloning) Protocols 9 and 10	
Apr 28	Count colonies; Each group chooses one colony and streaks it on two LB+Amp plates. One plate will grow as back-up stock, one will grow for sending to Eton for sequencing; analyze colony count data	PROTOCOLS: 10 (Analyzing E. coli transformations), 11b (sending for sequencing)	<b>In class review quiz 3</b>
<b>WEEK 5</b>			
May 3	Analyze sequences - choose positive results (pML104-gRNA) to grow up for extraction; set up HDR extension (overlapping oligos)	BACKGROUND: Sanger DNA sequencing; Making Copies of HDR templates; PROTOCOLS: 13 (Analyze sequences); 14 (Making double-stranded HDR using overlapping oligos method)	
May 5	Extract pML104-gRNA1; check HDR products and plasmid via agarose gels, column-clean HDR; re-streak yeast for yeast transformations	PROTOCOLS: 4, 6, 8, 15- Part 1	<b>In class review quiz 4</b>
<b>WEEK 6</b>			
May 10	Yeast transformations ; Journal Article Discussion	PROTOCOLS: 15 - Part 2 through step 7; Appendix I	
May 12	Plate yeast + Journal Article Discussion #2	PROTOCOLS: 15 Part 2, steps 8-11;	<b>In class review quiz 5; Ligation Lab report due Sat May 13th</b>
<b>WEEK 7</b>			
May 17	Count yeast colonies + pick colonies to grow for sequencing	PROTOCOL: 15 Part 3	
May 19	Extract genomic DNA from yeast cultures, set-up ADE2 PCR	BACKGROUND: Polymerase Chain Reaction (if refresher needed); PROTOCOLS: 16, 17 (step 1 only)	<b>In class review quiz 6</b>
<b>WEEK 8</b>			
May 24	Check ADE2 PCRs and send for sequencing; practice sequence analysis	BACKGROUND: Sanger DNA sequencing; PROTOCOLS: 17 (step 2 onward); 18 (practice analysis)	
May 26	ADE2 sequencing analysis	PROTOCOLS: 18 - Part 2 (if already completed Part 1)	<b>In class review quiz 7</b>
<b>WEEK 9</b>			
May 31	Working on CRISPR Analysis & Write-Up		
Jun 2	DNA Extraction & PCR for TAS2R38/PTC project; continue working on write-up	APPENDIX K, including Protocols 23 & 24	<b>Draft 1 CRISPR report due Sat June 3rd</b>
<b>WEEK 10</b>			
Jun 7	Peer Review Discussion; Digestion of TAS2R38 PCRs, PTC taste-test, analyzing data. Clean-up freezer, drawers, lockers	APPENDIX K, including Protocols 25-28	<b>Peer review by Mon June 5th</b>
Jun 9	<b>Final Exam</b>		<b>Final Lab report due Sun June 11th</b>

## Grading

BIMM101 has multiple grading components:

'Weekly' Review Quizzes	25
Lab notebooks	10
Molecular Biology Review Quiz	2
Ligation Lab report	10
CRISPR Lab report	25
Final Exam	22
Professionalism	6
Total	100

**Weekly quizzes:** The 30 minute quizzes will be during some of the in-person labs and are meant to reinforce the concepts we cover in lecture as well the skills you learn in lab. There will be seven quizzes, but you may drop the lowest two grades. **It is very important to follow-up in office hours on concepts you are unclear on.**

**Lab notebooks:** Each student will be assigned an individual digital lab notebook (Google Doc) that you will use for the quarter. These will be shared with you by your IA and it will be seeded with a template. You can see what we expect in the [following example](https://docs.google.com/document/d/1ynU43QH13kaho1nW2SEViYFVqJJBtIDwgpfpKPu_miA/edit?usp=sharing)  ([https://docs.google.com/document/d/1ynU43QH13kaho1nW2SEViYFVqJJBtIDwgpfpKPu\\_miA/edit?usp=sharing](https://docs.google.com/document/d/1ynU43QH13kaho1nW2SEViYFVqJJBtIDwgpfpKPu_miA/edit?usp=sharing)).

Compete and organized lab notebook entries are a critical part of effective work in a research lab. As such, we expect students to practice good lab notebook entry habits. Please consult the lab manual for what we expect in the lab notebooks, and see an example entry. **Lab notebook entries will be regularly checked** and scored for various components: pre-lab work which often includes a summaries and predictions, in-lab work such as data analysis and discussion of data, and drawing conclusions in the form of an argument: claims, data to support claims, and explanations in the form of a biological or procedural mechanism, troubleshooting results when necessary.

**Molecular Biology Review Quiz:** A quiz about some background molecular biology and experimental design concepts. Quizzes will be scored for 1 point for completion, and 1 point for correctness (85% correct gets full correctness points). Instructions to take and submit the quiz will be posted on Canvas.

**Lab Reports:** Guidelines, rubrics, and due dates for the write-up and assignments will be posted on Canvas. The goal of the write-up is to practice presenting and summarizing results, as well as constructing scientific arguments (what you can conclude, evidence to support, and providing reasoning biological/molecular/experimental explanations or hypotheses) in the form of a short journal article.

For the second lab report, a draft will be submitted for peer-review, and then a final version. Check course schedule on Canvas for due-dates.

**Professionalism:** This portion of the course grade is intended to motivate students to consider the impact of their actions on their own learning and the learning of others in the course. Unprofessional interactions consume time, yet have no meaningful benefits to you, your fellow students, and/or the teaching team. This is even more important in the workplace where being unprofessional to colleagues or supervisors will only discount you. When you are discounted, you will not be invited for new opportunities; be very aware and protective of your network.

### Late and missed assignments

Assignments must be submitted on time to be eligible for full credit. Except in the case of medical or family emergencies, late assignments will be subjected to a 10% deduction per day if submitted within 48 hours after the posted due date. Assignments not submitted within 48 hours of the due date will receive a score of 0.

**Grades** will be based on your percentage in the course:

97+ = A+	94 up to 97 = A	90 up to 93= A-
87 up to 89 = B+	83 up to 86 = B	80 up to 82 = B-
76 up to 79 = C+	72 up to 75 = C	67 up to 71= C-
60 up to 66= D	Below 60 = F	

This course is not graded on a curve (i.e. 20% of students getting A, B, C, and such), and the ability to do well in the course is not dependent on others doing poorly.

### Lab Expectations

Lab attendance is required – Missing a laboratory session without a reasonable excuse (e.g. medical or family emergency) will automatically result in a 2% deduction in your final course grade. Please be on time for laboratory sessions. Multiple late attendances will result in additional lost points due to lack of professionalism.

## Technical Support

For help with accounts, network, and technical issues: <https://acms.ucsd.edu/contact/index.html>  
(<https://acms.ucsd.edu/contact/index.html>)

For help connecting to electronic library resources such as eReserves and e-journals:

<https://library.ucsd.edu/computing-and-technology/connect-from-off-campus/>  
(<https://library.ucsd.edu/computing-and-technology/connect-from-off-campus/>)

**Academic integrity** (<https://students.ucsd.edu/academics/academic-integrity/index.html>  
(<https://students.ucsd.edu/academics/academic-integrity/index.html>))

Integrity of scholarship is essential for an academic community. The University expects that both faculty and students will honor this principle and in so doing protect the validity of University intellectual work. For students, this means that all academic work will be done by the individual(s) to whom it is assigned, without unauthorized aid of any kind. Anyone caught cheating (includes plagiarizing lab reports, cheating on a test, or changing an answer for a re-grade) will be reported to the Academic Integrity Office.

## Inclusion and Accessibility

Any student with a disability is welcome to contact us early in the quarter to work out reasonable accommodations to support your success in this course. Students requesting accommodations for this course due to a disability must provide a current Authorization for Accommodation (AFA) letter issued by the Office for Students with Disabilities (OSD), which is located in University Center 202 behind Center Hall. Students are required to present their AFA letters to faculty and to the OSD Liaison in the Division of Biological Sciences in advance so that accommodations may be arranged.

## For further information

Contact the OSD:

[858-534-4382 \(http://disabilities.ucsd.edu\)](http://disabilities.ucsd.edu) | <http://disabilities.ucsd.edu> (<http://disabilities.ucsd.edu>) | [osd@ucsd.edu](mailto:osd@ucsd.edu) (<mailto:osd@ucsd.edu>) |

Office of Equity, Diversity, and Inclusion:

858.822.3542 | [diversity@ucsd.edu \(mailto:diversity@ucsd.edu\)](mailto:diversity@ucsd.edu) | <https://diversity.ucsd.edu/>  
(<https://diversity.ucsd.edu/>)

<https://students.ucsd.edu/student-life/diversity/index.html> (<https://students.ucsd.edu/student-life/diversity/index.html>)

## Student Resources for Support and Learning

There are many **resources on campus** that are directed to supporting your intellectual development. Do not be shy to make the most of these resources.

## DISCRIMINATION AND HARASSMENT

The University of California, in accordance with applicable federal and state laws and university policies, does not discriminate on the basis of race, color, national origin, religion, sex, gender, gender identity, gender expression, pregnancy (including pregnancy, childbirth, and medical conditions related to pregnancy or childbirth), physical or mental disability, medical condition, genetic information, ancestry, marital status, age, sexual orientation, citizenship, or service in the uniformed services (including membership, application for membership, performance of service, application for service, or obligation for service in the uniformed services). The university also prohibits harassment based on these protected categories, including sexual harassment, as well as sexual assault, domestic violence, dating violence, and stalking. The nondiscrimination policy covers admission, access, and treatment in university programs and activities.











If students have questions about student-related nondiscrimination policies or concerns about possible discrimination or harassment, they should contact the Office for the Prevention of Harassment & Discrimination (OPHD) at (858) 534-8298, <https://ophd.ucsd.edu/> (<https://ophd.ucsd.edu/>), or <http://ophd.ucsd.edu/report-bias/index.html> (<http://ophd.ucsd.edu/report-bias/index.html>)

Campus policies provide for a prompt and effective response to student complaints. This response may include alternative resolution procedures or formal investigation. Students will be informed about complaint resolution options. A student who chooses not to report may still contact CARE at the Sexual Assault Resource Center for more information, emotional support, individual and group counseling, and/or assistance with obtaining a medical exam. For off-campus support services, a student may contact the Center for Community Solutions. Other confidential resources on campus include Counseling and Psychological Services, Office of the Ombuds, and Student Health Services.









CARE at the Sexual Assault Resource Center: 858.534.5793 | [sarc@ucsd.edu](mailto:sarc@ucsd.edu) (<mailto:sarc@ucsd.edu>)  
| <https://care.ucsd.edu> (<https://care.ucsd.edu>)

Counseling and Psychological Services (CAPS): 858.534.3755 | <https://caps.ucsd.edu>  
(<https://caps.ucsd.edu>)

## Course Summary:

Date	Details	Due
Thu Apr 6, 2023	 <a href="#">Mol Bio Review</a> ( <a href="https://canvas.ucsd.edu/courses/46721/assignments/634970">https://canvas.ucsd.edu/courses/46721/assignments/634970</a> )	due by 11:59pm
Mon Apr 10, 2023	 <a href="#">First Day Survey: Getting to Know You - #FinAid</a> ( <a href="https://canvas.ucsd.edu/courses/46721/assignments/634963">https://canvas.ucsd.edu/courses/46721/assignments/634963</a> )	due by 11:59pm
	 <a href="#">CRISPR Lab Final Report</a> ( <a href="https://canvas.ucsd.edu/courses/46721/assignments/634964">https://canvas.ucsd.edu/courses/46721/assignments/634964</a> )	
	 <a href="#">CRISPR Lab Report Draft 1</a> ( <a href="https://canvas.ucsd.edu/courses/46721/assignments/634965">https://canvas.ucsd.edu/courses/46721/assignments/634965</a> )	
	 <a href="#">Final Comp</a> ( <a href="https://canvas.ucsd.edu/courses/46721/assignments/634966">https://canvas.ucsd.edu/courses/46721/assignments/634966</a> )	
	 <a href="#">Final Part1</a> ( <a href="https://canvas.ucsd.edu/courses/46721/assignments/634967">https://canvas.ucsd.edu/courses/46721/assignments/634967</a> )	
	 <a href="#">Lab Notebook</a> ( <a href="https://canvas.ucsd.edu/courses/46721/assignments/634968">https://canvas.ucsd.edu/courses/46721/assignments/634968</a> )	
	 <a href="#">Lab Report 1</a> ( <a href="https://canvas.ucsd.edu/courses/46721/assignments/634969">https://canvas.ucsd.edu/courses/46721/assignments/634969</a> )	
	 <a href="#">Photo Credit</a> ( <a href="https://canvas.ucsd.edu/courses/46721/assignments/634971">https://canvas.ucsd.edu/courses/46721/assignments/634971</a> )	
	 <a href="#">Professionalism</a> ( <a href="https://canvas.ucsd.edu/courses/46721/assignments/634972">https://canvas.ucsd.edu/courses/46721/assignments/634972</a> )	



Date	Details	Due
	 <a href="https://canvas.ucsd.edu/courses/46721/assignments/634973">to normalize lab reports</a> ( <a href="https://canvas.ucsd.edu/courses/46721/assignments/634973">https://canvas.ucsd.edu/courses/46721/assignments/634973</a> )	
	 <a href="https://canvas.ucsd.edu/courses/46721/assignments/634974">Weekly Quiz 1</a> ( <a href="https://canvas.ucsd.edu/courses/46721/assignments/634974">https://canvas.ucsd.edu/courses/46721/assignments/634974</a> )	
	 <a href="https://canvas.ucsd.edu/courses/46721/assignments/634975">Weekly Quiz 2</a> ( <a href="https://canvas.ucsd.edu/courses/46721/assignments/634975">https://canvas.ucsd.edu/courses/46721/assignments/634975</a> )	
	 <a href="https://canvas.ucsd.edu/courses/46721/assignments/634976">Weekly Quiz 3</a> ( <a href="https://canvas.ucsd.edu/courses/46721/assignments/634976">https://canvas.ucsd.edu/courses/46721/assignments/634976</a> )	
	 <a href="https://canvas.ucsd.edu/courses/46721/assignments/634977">Weekly Quiz 4</a> ( <a href="https://canvas.ucsd.edu/courses/46721/assignments/634977">https://canvas.ucsd.edu/courses/46721/assignments/634977</a> )	
	 <a href="https://canvas.ucsd.edu/courses/46721/assignments/634978">Weekly Quiz 5</a> ( <a href="https://canvas.ucsd.edu/courses/46721/assignments/634978">https://canvas.ucsd.edu/courses/46721/assignments/634978</a> )	
	 <a href="https://canvas.ucsd.edu/courses/46721/assignments/634979">Weekly Quiz 6</a> ( <a href="https://canvas.ucsd.edu/courses/46721/assignments/634979">https://canvas.ucsd.edu/courses/46721/assignments/634979</a> )	
	 <a href="https://canvas.ucsd.edu/courses/46721/assignments/634980">Weekly Quiz 7</a> ( <a href="https://canvas.ucsd.edu/courses/46721/assignments/634980">https://canvas.ucsd.edu/courses/46721/assignments/634980</a> )	