

# BEFORE YOU START CHECK FOR ASBESTOS



Working Together For Clean Air

www.pscleanair.org • 110 Union St – 500 Seattle, WA 98101-2038 • p 206.343.8800 f 206.343.7522

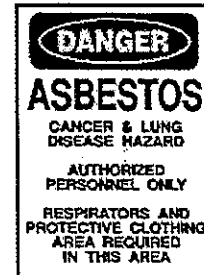
## Definition of demolition

Demolition means wrecking, razing, leveling, dismantling or burning of a structure, making the structure permanently uninhabitable or unusable.

**You cannot legally start any demolition project or most renovation projects until certain asbestos requirements are met ...**



## Demolition Procedures



**Conduct an asbestos survey.**

The survey must be conducted by an AHERA-certified building inspector. (AHERA stands for Asbestos Hazardous Emergency Response Act.) These inspectors are listed in the phone book yellow pages under “Asbestos Consulting and Testing.”

**File a Notice of Intent.**

A completed Notice of Intent form and fee must be filed with the Puget Sound Clean Air Agency before demolition begins.

**Properly remove asbestos.**

All asbestos-containing materials identified in the AHERA survey must be removed from the structure by an asbestos contractor prior to demolition.

## For more information

This document contains only a summary of asbestos requirements. For full details and to obtain asbestos forms, instructions, regulations or other questions, contact the Puget Sound Clean Air Agency at [www.pscleanair.org](http://www.pscleanair.org), or call 206-343-8800 or 1-800-552-3565. Failure to comply with asbestos requirements may result in penalties.

## Note to contractors

Check with L&I for additional requirements at [www.lni.wa.gov](http://www.lni.wa.gov), or call:

Bremerton  
(360) 415-4000

Everett  
(425) 290-1300

Seattle  
(206) 515-2800

Tacoma  
(253) 596-3800

# BEFORE YOU START CHECK FOR ASBESTOS




Working Together For Clean Air

www.pscleanair.org • 110 Union St – 500 Seattle, WA 98101-2038 • p 206.343.8800 f 206.343.7522

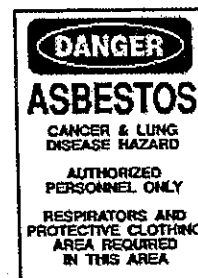
## Definition of renovation

Renovation means altering a facility or a component in any way, except demolition.

**You cannot legally start most renovation projects or any demolition project until certain asbestos requirements are met ...**



## Renovation Procedures



### Conduct an asbestos survey.

For almost all structures, an AHERA-certified building inspector must perform the survey. (AHERA stands for Asbestos Hazardous Emergency Response Act.) The only exception is for owner-occupied, single-family, non-multiple-unit dwellings where owners may conduct their own survey for suspect asbestos-containing materials (ACM). If ACM are found, they must be avoided (not disturbed) or properly removed prior to the renovation.

### File a Notice of Intent.

If any friable ACM is going to be removed from the structure, a completed Notice of Intent form and fee must be filed with the Puget Sound Clean Air Agency.

### Properly remove asbestos.

Abatement work must be performed by a certified asbestos contractor, except homeowners may perform asbestos removal work in their owner-occupied, single-family, non-multiple-unit dwellings. Homeowner instructions are available from the Puget Sound Clean Air Agency for removal of popcorn ceilings, sheet vinyl flooring, and cement-asbestos board siding.

## For more information

This document contains only a summary of asbestos requirements. For full details and to obtain asbestos forms, instructions, regulations or other questions, contact the Puget Sound Clean Air Agency at [www.pscleanair.org](http://www.pscleanair.org), or call 206-343-8800 or 1-800-552-3565. Failure to comply with asbestos requirements may result in penalties.

## Note to contractors

Check with L&I for additional requirements at [www.lni.wa.gov](http://www.lni.wa.gov), or call:

Bremerton  
(360) 415-4000

Everett  
(425) 290-1300

Seattle  
(206) 515-2800

Tacoma  
(253) 596-3800

Agency Case No.

PUGET SOUND CLEAN AIR AGENCY

Date Received

110 Union Street, Suite 500  
Seattle, WA 98101-2038  
www.pscleanair.org



NOTICE OF INTENT

Agency Use Only

Agency Use Only

A. Project Type: 1.  Friable Asbestos Removal 2.  Friable Asbestos Removal & Demolition 3.  Demolition Only

B. Property Owner:		Phone:	
Mailing Address:	City:	State:	Zip:

C. Asbestos Contractor: <small>PLEASE PRINT CLEARLY, THIS WILL BE YOUR RETURN MAILING LABEL.</small>				Owner/CEO:	
Mailing Address:			Phone:		Contractor Job No.:
City:	State:	Zip:	Fax:		

D. Site Address:		City:	Zip:
Site Manager:		Local Phone:	

E. <input type="checkbox"/> Asbestos Survey or <input type="checkbox"/> Mat'l Presumed	No. of Structures:	Date of Asbestos Survey:	Was Friable Asbestos Identified? <input type="checkbox"/> Yes <input type="checkbox"/> No
AHERA Building Inspector:	Certification #:	Exp. Date:	Was Nonfriable Asbestos Identified? <input type="checkbox"/> Yes <input type="checkbox"/> No
			<i>Attach a copy of the survey when friable asbestos has not been identified.</i>

An AHERA Survey is required before all demolition projects

F. Demolition Information:	Start Date:	No. of Structures:	1. <input type="checkbox"/> Training Fire (List Fire Dept.)
Demolition Contractor:	<i>Insert demolition contractor's mailing address on back.</i>		2. <input type="checkbox"/> Ordered Demolition (attach copy of Order)
			Will nonfriable asbestos be left in place during demo? <input type="checkbox"/> Yes <input type="checkbox"/> No
			If yes, list type and qty. Note disposal requirements in Step 6 (on back).

G. Friable Asbestos Project Information:	Start Date:	Completion Date:	Work Days: M T W Th F Sa Su
Total Qty. to be Removed:	Linear Ft.	Square Ft.	Hours:
<input type="checkbox"/> Boiler/Furnace Insulation <input type="checkbox"/> Duct Insulation <input type="checkbox"/> Pipe Insulation <input type="checkbox"/> Fireproofing <input type="checkbox"/> Paints <input type="checkbox"/> Plaster <input type="checkbox"/> Textured Coatings			Will all friable asbestos materials be removed? <input type="checkbox"/> Yes <input type="checkbox"/> No
<input type="checkbox"/> Cement Board <input type="checkbox"/> Cement Pipe <input type="checkbox"/> Friable Flooring <input type="checkbox"/> Friable Roofing Material           Other:			

H. Asbestos/Demolition Project Categories:	<u>Notification Period</u>	<u>Project Fee</u>	<u>Demolition Surcharge</u>
1. Single-Family Residence (owner-occupied):			
A. <input type="checkbox"/> Asbestos Removal Project Only	A. Prior Notice	A. \$25	
B. <input type="checkbox"/> Demolition Project (with or without asbestos removal project)	B. 10 Days*	B. \$50	
*(Asbestos removal can begin upon notification; demolition must wait 10 days)			

Note: If the single family residence is owned by one family who has been or will be using the residence as their domicile, the above boxes 1A or 1B may be checked. If this is not an owner-occupied residence, one of the categories listed below must be used instead. A single family residence does not include rental property, multi-family units, or any mixed-use building.

2. <input type="checkbox"/> All Other Demolitions (with no Asbestos removal or Nonfriable Asbestos only or less than 10 linear feet and/or 48 square feet of friable Asbestos)	10 Days		\$100
<b>Friable Asbestos Projects (other than Single Family Residence):</b>			
3. <input type="checkbox"/> ≥ 10 - 259 linear feet and/or ≥ 48 - 159 square feet of asbestos	Prior Notice	10 Days	\$100
4. <input type="checkbox"/> 260 - 999 linear feet and/or 160 - 4,999 square feet of asbestos	10 Days		\$200
5. <input type="checkbox"/> >1,000 linear feet and/or >5,000 square feet of asbestos	10 Days		\$600
6. <input type="checkbox"/> Emergency Asbestos Project or <input type="checkbox"/> Emergency Demolition Project (Single-Family Residences are exempt from emergency fee; however, property owners must provide a	Prior Notice		\$50 Emergency Fee
	written emergency request)		

I. I certify that the information contained in this notification & supplemental data is, to the best of my knowledge, accurate & complete.

Agency Use Only

Signature

Representing

Date

Reviewed By

The Puget Sound Clean Air Agency requires advance notification before any person commences a friable asbestos project involving materials equal to or greater in size than 10 linear feet or 48 square feet and for all demolition projects (regardless of asbestos content) involving structures with a projected roof area greater than 120 square feet (Regulation III, Article 4). All asbestos removal and demolition notifications must be submitted to the Agency on current Agency forms. Asbestos removal and demolition projects involving materials and structures below the notification threshold are still subject to all other requirements of Regulation III, Article 4.

After receiving a complete notification with the appropriate project fee, the Agency will review the form and return a copy to the asbestos and demolition contractor by mail. The returned copy will be your validated notification.

<small>PLEASE PRINT CLEARLY. THIS WILL BE YOUR RETURN MAILING LABEL.</small>				
<b>J. Demolition Contractor:</b>			Owner/CEO:	
Mailing Address:			Phone:	Contractor's Job #:
City:	State:	Zip:	Fax:	

### GUIDELINES FOR SUBMITTING AN ASBESTOS/DEMOLITION NOTIFICATION

**Step 1.** Check the appropriate project type in **Box A**. Friable asbestos includes popcorn ceiling material, sheet vinyl flooring, cement asbestos board siding, and duct insulation. Nonfriable asbestos is normally found in vinyl floor tiles, window putty and most roofing materials.

**Step 2.** Enter property owner information in **Box B**.

**Step 3.** Enter the asbestos contractor or property owner information, if the property owner is conducting a single-family residential project, in **Box C**. Print clearly this is your return mailing label.

**Step 4.** Enter the site address for all notifications in **Box D**. For multi-structure projects, attach supplemental sheet with a site map (include an address for each site) and a list of the type and amount of friable asbestos to be removed from each structure.

**Step 5.** Check either asbestos survey or material presumed in **Box E**. All demolitions require that an Asbestos Hazard Emergency Response Act (AHERA) asbestos survey be conducted by a certified AHERA building Inspector. Attach a copy of the survey to the notification of a demolition project when only nonfriable asbestos or no asbestos is identified on the survey.

**Step 6.** Enter the project information in **Box F**, and check the training fire or ordered demolition box if appropriate (a copy of the official order must be attached). All asbestos must be removed prior to conducting a training fire. Additional training fire requirements are contained in Regulation I, Section 8.08. If any nonfriable asbestos materials will be left in place during demolition, check yes and list the type and quantity of material. **Note:** Demolition debris containing nonfriable asbestos materials must be labeled as "nonfriable asbestos-containing waste" and be deposited at an authorized waste disposal facility.

**Step 7.** Enter asbestos project information in **Box G**. List types of friable asbestos material to be removed: surfacing material such as popcorn ceilings or plaster, sheet vinyl flooring, duct and pipe insulation, cement asbestos board siding or pipe, etc.

**Step 8.** For owner-occupied **Single-Family Residential** projects, check **BOX H1A** for renovation projects or **BOX H1B** for demolition projects (with or without asbestos removal). Asbestos removal may be conducted after a complete notification is received, but demolition activities can only begin on the 10<sup>th</sup> day after the notification is received. **Note:** *If the single family residence is owned by one family who has been or will be using the residence as their domicile, boxes 1A or 1B may be checked. A single family residence does not include rental property, multi-family units, or any mixed-use building.*

For **Commercial asbestos projects** (or projects that do not qualify as **Single Family Residential**); check the project category H2 - 5 that matches the amount of friable asbestos that will be removed. If a demolition is involved, include the appropriate surcharge (additional fee) in your payment. To file for an emergency asbestos or demolition project, check the appropriate box 1 - 5 and the applicable emergency box in H6. All emergency requests must be accompanied by a letter from the property owner demonstrating the need to conduct the project immediately in accordance with the requirements in Regulation III, Section 4.03 (c).

**Step 9.** Please certify the accuracy and completeness of the information provided by signing the notification in **Box I**.

Mandatory amendments to the notification are required for changes that increase the project category, change the types of asbestos materials to be removed and changes to start date, completion date and work schedule for asbestos projects. No fee is required for work schedule changes if the contractor is participating in the Agency work schedule fax program. A \$25.00 processing fee is required for all amendments.

Puget Sound Clean Air Agency asbestos regulations and forms can be downloaded from the Agency web page at [www.pscleanair.org](http://www.pscleanair.org). For technical assistance call (206) 689-4058 and for administrative inquiries call (206) 689-4090.