

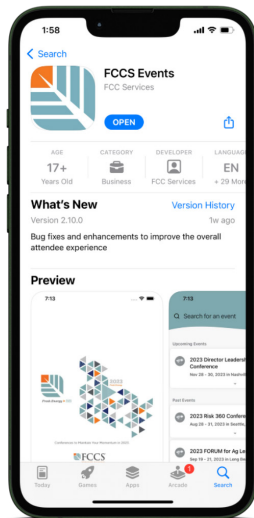


# 2024 Risk Management & Insurance Conference

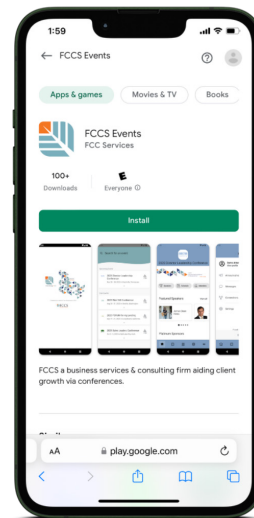


## FCCS Events Mobile App Instructions

To download the FCCS events app, go to the App Store on an iPhone or iPad, or the Google Play Store on an Android device and search for “FCCS Events”.

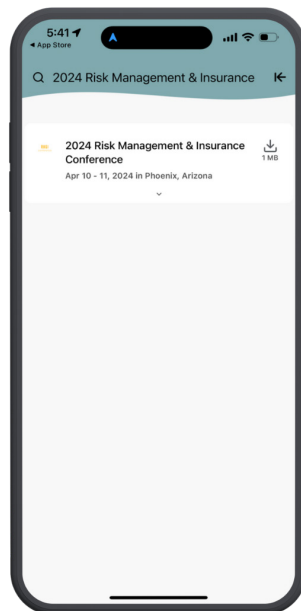


App Store


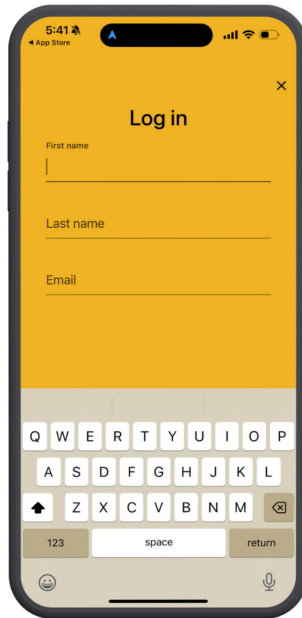


Google Play Store

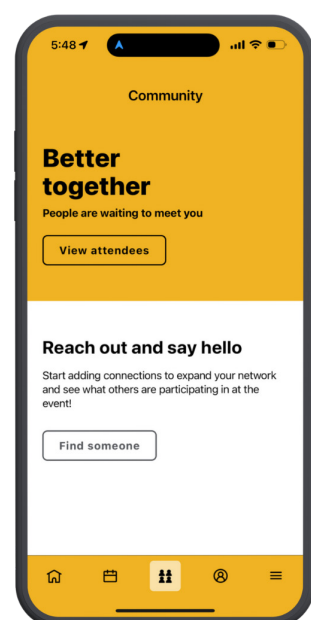
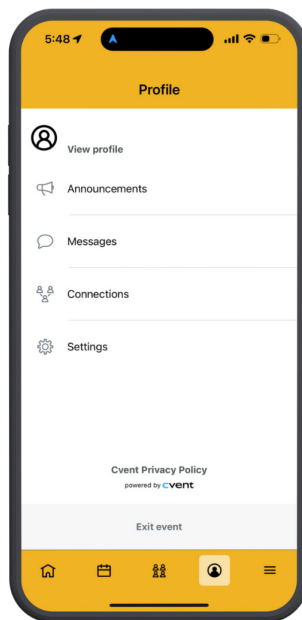
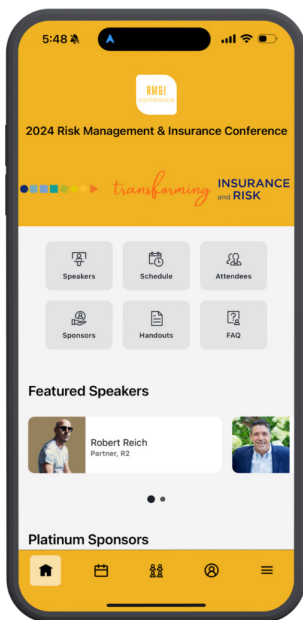
Once you've downloaded the app and launched it, the 2024 Risk Management & Insurance Event should appear. If this conference doesn't appear for you, type “2024 Risk Management & Insurance Conference” into the search bar.



Once you've opened the event, you will see the conference splash screen. Select "Log In". Enter your first name and last name and the email you used to register for this event. Select "Next". You will be sent a verification code to both your email and your cell phone (if you included that when you registered). Enter the verification code and hit the arrow button.



You have successfully entered the event. Don't miss out! You can enable notifications on the home screen. It is important to have the notifications turned on in case we have any last minute updates or agenda changes. We will only send notifications during the conference. You can turn off the notifications later if you desire. You are now able to access your schedule, speaker information, attendee list and much more.



If you have any questions or issues downloading or using the app, please reach out to any FCCS staff at the registration booth.