


# Arsenal Park

## Playground Activity



- 1 Think about what you want ***your*** playground to look like!
- 2 Print out page #2 and cut out the play equipment symbols. Begin creating your own playground! Feel free to add your own drawings.
- 3 Have fun and be creative!!!

When you are done, ask an adult to take a picture of your design!

Upload the image(s) to the EngagePGH website:

<https://engage.pittsburghpa.gov/arsenal>

or

Email your image(s) to Andrea at [andrea.ketzel@pittsburghpa.gov](mailto:andrea.ketzel@pittsburghpa.gov)

## What are some things to do in a Playground?

*Collect rocks and sticks*

*Catch bugs*

*Climb*

*Swing*

*Hang right-side up!*

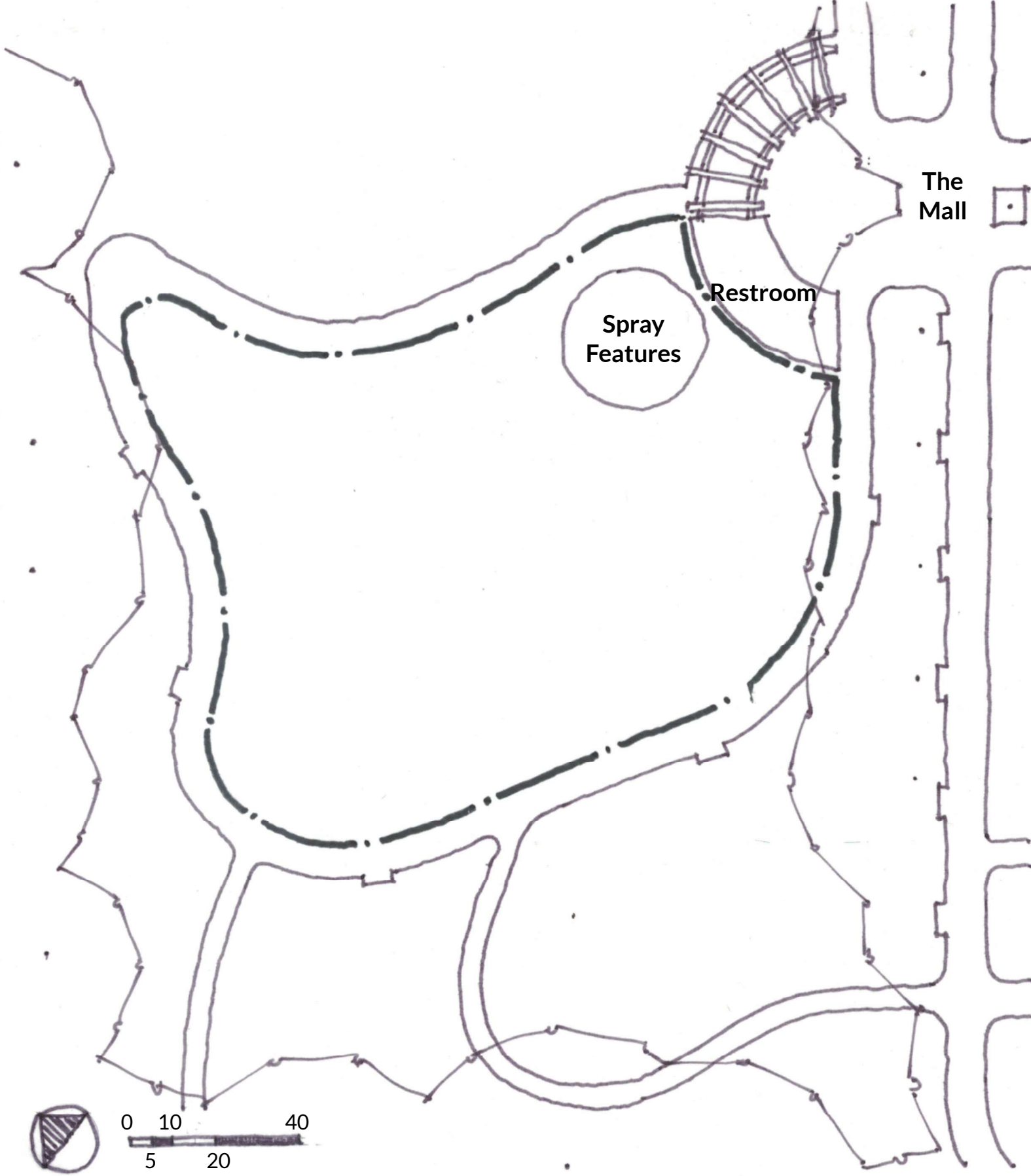
*Have a picnic*

*Jump rope*

*Meet new friends*

*Slide*

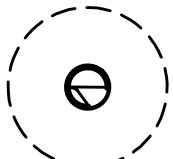
*Play a game of tag...you're it!*



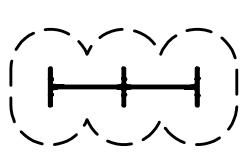
North



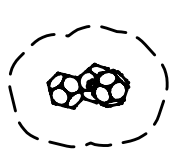
Boulders



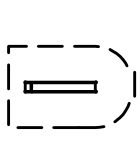
Carousel



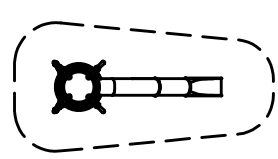
Swings



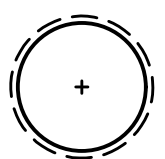
Climbers



Slide



Play Tower



Tree

