

Church Time®

4s & 5s

Total Bible Learning®

**YOUR
COMPLETE
QUARTER'S
CHILDREN'S
CHURCH!**

Lesson Plans &
Activities

Reproducible Student
Activity Sheets

Sheet Music




UNIT THEMES

**We Learn of
Jesus' Power**

**We Learn to
Follow God's
Ways**

**We Learn to
Obey God's
Word**



HOW TO USE THIS PACKET

Your *Church Time*® packet contains all the curriculum you need to lead your children in heart-changing, Scripture-based worship of the Lord. The following is an overview of *Church Time*®:

TRANSITION (25–30 MINUTES)

Children who have been in Sunday School for an hour need a break, including a stop at the rest room. After this and a time of warm greeting and free play, have a snack. You may want to have a standard snack from week to week, such as cookies and juice, which can be provided by parents. Or you may want to have a snack that relates to the theme of the lesson. Each *Church Time*® lesson gives ideas for theme-related snacks. *Be sure to check with parents for any food allergies your students may have.* Then let them rest (five to ten minutes). Children may rest better if a team member “rests” with them.

PREPARING THEIR HEARTS (15 MINUTES)

There is an activity suggestion each week that will help you introduce the Bible Truth and prepare your children for worship.

WORSHIP AND BIBLE STORY TIME (20 MINUTES)

Central to your worship time is the Bible story, which is age-appropriate and true to Scripture. To help make the Bible story “real” to the children, consider illustrating with the colorful visuals from our 4s & 5s Sunday School *Teaching Resources*. You can share with the Sunday School teacher, or perhaps you will want to order a resource packet for your classroom. You will also find suggestions for alternate ways of telling the Bible story. Songsheets are provided at the end of this *Church Time*® manual for the songs you will use most often this quarter. The music has more songs than those included on the songsheets. These quarterly MP3s are called *Let’s Sing Motions ‘n Music*. Additionally, throughout the lessons and on the songsheets, songs are recommended that can be sung to such familiar tunes as “Farmer in the Dell” and “London Bridge.”

HANDS-TO-HEARTS ARTS AND CRAFTS (10–15 MINUTES)

A follow-up art or craft activity can help reinforce the Bible Truth each week. Specific recommendations appear in the *Church Time*® lesson. What the children do with their hands will help bring the Bible Truth home to their hearts.

GOOD-BYE TIME (UNTIL PARENTS ARRIVE)

One teacher can meet parents at the door while the other team members help children gather their Bibles, papers, and other belongings. Should your adult worship service go longer than expected, won’t it be nice to have activities or games for the children when they are finished with their craft? This packet has fun suggestions that reinforce the Bible Truth each week.

M A T E R I A L S I N C L U D E D

☐ **Lesson Plans (pp. 1–26):**

These weekly lesson plans will help you provide your children a full hour of music, activities, and time in God’s Word. Pages are detachable so the lessons can be given to several teachers throughout the quarter.

☐ **Copymasters (pp. 27–39):**

Enrich your learning time with these fun activities, which you may copy for each child. Copymasters also include the memory verse and a family time suggestion.

☐ **Music (pp. 40–45):**

Songsheets and the MP3s will help you lead your children in worship and give them opportunity to move large muscles as they act out Bible stories to music. Songsheets are reproducible for classroom use only.

ICON KEY:



TEACHER SUPPLIED
RESOURCE



STUDENT
ACTIVITY



MUSIC



VISUAL
TEACHING AID



PUPPET




PRAYER


JESUS HEALS A SICK BOY

LESSON ONE

UNIT 1: WE LEARN OF JESUS' POWER

TRANSITION (25-30 MINUTES):

 **Snack Time:** Provide gingerbread men cookies for the children to eat. As they eat, talk with them about the wonderful bodies God made for them. Be aware of food allergies.

 **Birthday Time:** For this summer quarter your children celebrating birthdays will create a field of flowers. Place a length of green paper on one wall or a piece of poster board. Create flowers for the children to place in the field by gluing an unbendable drinking straw as a "stem" for support. The flower heads can just be flower shapes or fancier, if you have time. The children will attach the flowers to the field using tape or some other adhesive.

OVERVIEW

Scripture:

John 4:46-53

Bible Truth:

Jesus has power to heal sick people.

Life Response Aim:

To show love to those who are sick or hurt.

Bible Verse:


Hebrews 13:6

Materials Needed:

Snack; figures from *Teaching Resources*; first aid items; stick puppets or hand puppets; Copymaster 1 (copy for each child); scissors; crayons; stickers (optional); straight pins; new, unsharpened pencils

Unless otherwise indicated, all songs are found on the songsheets at the end of this manual or the *Let's Sing Motions 'n Music* or both.


PREPARING THEIR HEARTS (15 MINUTES):

 **First Aid:** Bring in self-adhesive bandages, an unbreakable thermometer, and other items used when people are sick or injured. Be sure to bring things that cannot break easily or cause injury if swallowed. Talk about ways their parents have taken care of them when they have been sick or hurt.

If you have a church member who works as a health-care provider, invite him or her to visit your class.

WORSHIP AND STORY TIME (20 MINUTES):

Offering: Take up any offering the children have brought at this time (if you have not already done so).

 **Bible Story:** You may want to use figures from *Teaching Resources* to tell this story. Otherwise, be as animated as you can in telling the story. Be sure to get your students involved.

A boy became sick one day long ago. His mother put him to bed right away. His father may have called a doctor. The boy was from a rich family with many servants and everything that money could buy. His family did all they could to help the boy get better. But he got worse and worse. Everyone was worried. No one could make the boy better.

Then someone had an idea. This person told the boy's father that Jesus was in another town. Jesus had done many wonderful things. He made sick people well. He healed people who could not see or hear or walk.

I will go at once to see Him, decided the worried father. He hoped that Jesus could help. The father went as fast as he could go. When he came to the next town he saw a large crowd of people. Jesus was in the middle of the crowd, teaching the people.

The rich father pushed his way through the crowd. Nearer and nearer to Jesus he came. At last he reached Jesus and knelt on the ground before Him.

"Please, Sir," begged the sad father, "will You come to my house and heal my son? He is very, very sick. Please help."

Jesus knew just how sad the father felt. Jesus said in a kind and loving voice, "Go home. Your son is well now."

The father was probably very surprised, but he believed what Jesus said. At once the father turned and hurried back down the road.

The next day as the father came near his house, his servants saw him coming. They ran out to meet him with smiling faces. "Your son is well!" they told him.

But the father didn't seem to be surprised at all! He asked them, "What time did my boy get well?"

"Yesterday in the early afternoon," they answered.

Then the happy father nodded his head and said, "That's the same time Jesus said my son was well!"
Then the father knew that Jesus is truly God's son. And the Bible tells us that all of the man's family and his servants believed in Jesus too because they knew that nothing is too hard for God's Son to do.
And don't you think the boy must have loved Jesus very much after that? I do.



Use "The Nobleman's Son" from the *Let's Sing Motions 'n Music* to review the Bible story.



Worship in Song: Sing "God's Word," (page 42) and "I Have a Message for You" (page 40).



Remembering the Bible Truth: Teach and review the following motions with the Bible memory verse.
The Lord (point up) is my (point to self) helper (clasp hands together), Hebrews 13:6 (hold hands open like a book).



Life Application: Tell this story using stick puppets for Alecia, Mother, and the doctor. Make stick puppets by cutting figures from a magazine or catalog and pasting them to a flat stick, like a tongue depressor.

Alecia was helping her mother make cookies one afternoon. "When will they be ready, Mom?" Alecia asked.

"Fifteen minutes," answered Mother, smiling. "While you wait, you can go outside to play."

"OK," said Alecia, and she skipped out the door. She got her favorite doll. As she played, she kept scratching a spot on her arm.

Awful mosquito bite, she kept thinking. Soon Mother called her in for lunch.

After lunch Alecia told her mother about the mosquito bite. "Oh, look! I have more mosquito bites," she said as she looked at her arm.

"Let me take a closer look, Alecia," said Mother. She had been noticing the spots too. After she looked at Alecia, she said, "I think you had better stay in the house for now. I'm going to call Dr. Stone and see if he's in this afternoon."

"Dr. Stone?" wondered Alecia. "For mosquito bites?"

"OK, Alecia, let's go," said her mother a little while later. Soon a nurse had taken her temperature and Dr. Stone was taking a close look at Alecia's red spots.

"Chicken pox," Alecia heard the doctor say. "This young lady needs to go home, stay in bed, and get lots of rest."

Back home Alecia obediently got into bed.

"Chicken pox? How long will I have them? What can I do all day?" asked Alecia. "Oh, Mommy, it's so hard to be sick."

What do you think Mother said? How do you think the story ended?

HANDS-TO-HEARTS ARTS AND CRAFTS (10-15 MINUTES):



Get Well Pinwheels: Pass out Copymaster 1 and scissors. Let the children cut the pinwheel along the straight lines to form a square and on the diagonal lines toward the center of the square. Be sure to point out that they should stop cutting where the solid lines end so they do not cut the paper all the way across the center.

Let the children color the pinwheel on both sides of the paper. Provide stickers, if you like, for them to add.

Fold the left tip of each quarter over the center and tape lightly. Be careful not to crease the paper as you make these folds. When all four sides have been taped over, use a straight pin to attach the center of the finished pinwheel to the eraser end of a pencil.

Point out that the wind or breezes make the pinwheel turn by itself. Demonstrate by blowing on the edges of the pinwheel.

GOOD-BYE TIME (UNTIL PARENTS ARRIVE):



Ask the children if they know anyone who is sick. Pray, thanking God for loving and helping us when we're sick and for helping the people the children named to get well. If you have additional time after closing in prayer, try this activity:



Bible Story Review:


Review by playing "The Nobleman's Son" from this quarter.


JESUS HELPS THE FISHERMEN

LESSON TWO

UNIT 1: WE LEARN OF JESUS' POWER

TRANSITION (25-30 MINUTES):

 **Snack Time:** Provide fish-shaped crackers and water or blue drink mix for a snack today. You can make the drink mix go farther by adding less sugar and more water than the directions call for. Be aware of food allergies.

 **Birthday Time:** Have the birthday children add their flowers to the field.

OVERVIEW

Scripture:

Luke 5:1-11

Bible Truth:

Jesus used His power to help the fishermen.

Life Response Aim:

To trust Jesus and His power to help us with hard things.

Bible Verse:


Hebrews 13:6

Materials Needed:

Snack; figures from *Teaching Resources*; fishing and nautical equipment or photographs; Copymaster 2 (copy for each child); a paper lunch bag for each child; crayons, scissors; glue


Unless otherwise indicated, all songs are found on the songsheets at the end of this manual or the *Let's Sing Motions 'n Music* or both.

PREPARING THEIR HEARTS (15 MINUTES):

 **Fishing Gear:** Bring in pictures of boats and fishermen or fishing poles, fishing nets, toy boats, and other nautical/fishing items. Encourage questions from children who have had no experience with fishing.

WORSHIP AND STORY TIME (20 MINUTES):

Offering: Take some time to receive offering money.

 **Bible Story:** You may want to use figures from *Teaching Resources* to tell this story. Otherwise, be as animated as you can in telling the story. Be sure to get your students involved.

One evening Peter and his brother Andrew climbed into their boat to go fishing. James and John, who were also brothers, climbed into their boat to go fishing too. The four fishermen sailed out onto the lake. Their job was to catch and sell fish for money to buy food for their families.

Nighttime was a good time to catch fish. The four men dropped their nets over the sides of the boats—swish, swish—and slowly pulled them through the water—swish, swish—and up, but they didn't catch a single fish.

Again they threw out the nets, and again they pulled them up, but they didn't catch a single fish. They tried the other sides of the boats—swish, swish—and up, but they didn't catch even a single fish.

"This isn't a good place to fish," Peter may have said. "Let's go into deeper water." So the four men rowed the boats into deeper water.

Soon the night was gone and the sun was coming up. The four men were tired, hungry, and unhappy as they rowed slowly to shore.


On the shore stood a crowd of people. Why were they here so early in the morning? They were listening to someone speak. It was Jesus. He was telling them about God, His Father, and how they could belong to God's family. The people kept pushing to get nearer to Him. Jesus hardly had room to stand. When Jesus saw the fishermen, He asked Peter if He could use his boat to sit in and preach to the people. Peter was glad to push his boat a little way from shore so everyone could hear Jesus speak.


After Jesus had finished speaking to the people, He said to Peter, "Take your boat out into deep water and let down your net." Peter knew it wasn't good to fish in the bright sunlight. It was strange for Jesus to tell them to catch fish in the daytime!


"We've been fishing all night long and haven't caught one fish," said Peter. "But because You say so, Jesus, I'll do it." Peter rowed out, dropped his net into the water—swish, swish—and started to pull it in. Would it be empty like it had been all night? No! Instead, the net was very, very heavy. Peter stared in surprise. The net was full of fish!

Andrew helped him pull and tug at the heavy net, but they couldn't lift it into the boat. The net was breaking! They waved to James and John in the other boat to come quickly to help them. Together the four men pulled the fish into the boats. There were so many fish that they filled both boats!

Peter fell down on his knees before Jesus. He knew that Jesus is God's Son. Only God's Son could have helped them like this. Only God's Son can do such wonderful things.

 Review the story by playing “Jesus Helps the Fishermen” from the *Let’s Sing Motions ‘n Music* and leading the children in the motions. This will help to get some of the wiggles out if your children have been sitting for a while.

 **Worship in Song:** Sing “Jesus Knows” (page 45) and “Strong Is the Lord” (page 41).

 **Remembering the Bible Truth:** Teach and review the following motions with the Bible memory verse.
The Lord (point up) is my (point to self) helper (clasp hands together), Hebrews 13:6 (hold hands open like a book).

Life Application: Tell this story to reinforce the Life Response Aim.

Charlie had a baby brother named Brian. Brian could walk and say a few baby words. He wanted to touch everything he saw and to do everything Charlie did. But he didn’t understand very many things because he was just a baby. Charlie had to learn to be kind to Brian.

One day Brian followed Charlie all over the house while Charlie was pretending to be a horse. When Charlie got too far ahead, Brian would scream and cry until Charlie had to stop.

“I wish he’d leave me alone!” Charlie angrily told his mother. “I feel just like giving him a push!”

“But then how would you feel?” asked Mom. “Brian loves you so much—that’s why he wants to be with you. Ask Jesus to help you to be kind to him.”

It was hard, but Charlie said, “All right.” And Jesus did help Charlie. Charlie took Brian’s hand in his and said, “Come on, Brian. I’ll help you run too. You can be a little horse.”

When it was time for dinner, Mom put Brian in his high chair and tied his yellow bib on. Then she said, “Please play with him, Charlie, while I get dinner on the table.”

Brian laughed and chuckled as he kept throwing a ball down onto the kitchen floor. Charlie had to run after it each time and hand it to Brian again. Then Charlie said, “I’m tired of this game, Mom.”

“I’m almost ready,” said Mother. “Just a few minutes more, please.”


So Charlie continued to play with Brian. Soon Mom sat down to dinner. “Charlie, you’re really a very helpful boy,” she said.

Charlie smiled, “Mom, can Jesus always help me to do right, even when it’s hard for me?”

“Yes,” said Mom. “Jesus is always with you. He likes to help you all the time, especially when things are hard for you.”

Then Brian surprised both his mother and Charlie by saying, “Me like Charlie.”

HANDS-TO-HEARTS ARTS AND CRAFTS (10–15 MINUTES):

 **Fisherman Puppet:** Have the children color the face for the puppet on Copymaster 2, cut it out, and cut it in two along the dotted line (the mouth line).

Direct the children to glue the top of the puppet’s head to the bottom of the paper lunch bag and the bottom of the face to the side of the bag where it will evenly meet when the bag is folded as in the illustration. This will allow the puppet to “talk” when finished.

Allow a few minutes for the glue to dry before use.

GOOD-BYE TIME (UNTIL PARENTS ARRIVE):

 **Bible Story Review:**

Use the following action rhyme to play the Bible story and keep children occupied until their parents come for them.

**Fishermen four went fishing one night;
Rowed in their boats with all their might;**

(row with large sideward strokes)

Threw out their nets in the water, swish, swish,

(throw out the nets)

Pulled up their nets, but found not a fish.

(pull up nets and look for a fish)

Fishing, they threw and pulled nets some more,

(alternate throwing and pulling in nets)

Shoulders and backs and arms were soon sore.

(rub sore shoulders and arms and back)

Jesus then said, “Once more, throw the net.”

(throw out the nets)

Obedying, they threw it, hoping one fish to get.

This time the net took four men to pull!

(pull the net in with great effort)

Fish piled up high until both boats were full!


(make a large semicircle with each hand)


JESUS STOPS THE STORM

LESSON THREE


UNIT 1: WE LEARN OF JESUS' POWER

TRANSITION (25-30 MINUTES):

 **Snack Time:** Serve dates or raisins and juice or water. **These are foods that Bible-time people ate.** Be sure to check with parents regarding food allergies.

 **Birthday Time:** Have the birthday children add their flowers to the field.

PREPARING THEIR HEARTS (15 MINUTES):

 **Pretend Rainstorm:** Divide the children into two to four groups, each with its own leader. Have the children follow the actions of their group leader. One group at a time should do the following actions in sequence. Group one starts action one, group two picks it up 30 seconds later, group three picks it up, and so on until all the children are doing action one. Then group one starts action two and so on until all the actions have been completed.

1. Rub palms of hands together lightly. 2. Clap. 3. Pat hands on thighs. 4. Stomp feet. 5. Pat hands on thighs. 6. Clap. 7. Rub palms of hands together lightly. 8. Make no sound at all.

Talk with the children about why storms are frightening. Review the memory verse to remind them that Jesus is with them all the time.

OVERVIEW

Scripture:

Mark 4:35-41

Bible Truth:

Jesus used His power to stop the storm.

Life Response Aim:

To ask Jesus to be our strong helper every day.

Bible Verse:

Hebrews 13:6


Materials Needed:

Snack; figures from *Teaching Resources*, one and a half paper plates per child; Copymaster 3 (copy for each child); crayons or colored markers; glue; cotton balls; scissors; stapler; hole punch; brightly colored yarn or ribbon

Unless otherwise indicated, all songs are found on the songsheets at the end of this manual or the *Let's Sing Motions 'n Music* or both.

WORSHIP AND STORY TIME (20 MINUTES):

Offering: Take up any offerings the children have brought.

 **Bible Story:** You may want to use figures from *Teaching Resources* to tell this story. Otherwise, be as animated as you can in telling the story. Be sure to get your students involved.

"Let's go across the lake," Jesus said to His friends one evening. Since early in the morning Jesus had been teaching people. Now Jesus was very tired. His friends were glad they had a boat in which He could ride and rest.

As soon as Jesus stepped into the boat, He sat down and rested. The men pushed the boat away from shore and rowed softly over the quiet water. In a few minutes Jesus was asleep.

But in a little while the wind began to blow; and then it blew stronger. Soon clouds covered the sky. The night became very black. Water splashed against the sides of the boat.

The wind and the waves tossed the boat up and down. Water began to spill over the sides and into the boat. Rain poured down. Lightning flashed, and thunder boomed. They rowed as hard as they could to try to reach land. But the wind blew them back no matter

how hard they rowed. These fishermen had been on the lake in storms before, but this was a terrible storm! They were frightened. The waves were coming into the boat faster and faster. Soon water would fill the boat, and then it would sink. Then the fishermen remembered that Jesus was asleep in the back of the boat. Jesus was so tired that even the strong wind and the rough waves didn't waken Him.

"Master!" cried His friends. "Don't you care? We are going to sink! Our boat is filling up with water in this terrible storm. We will drown."

Jesus stood up. Of course Jesus knew. Of course He cared. He looked at His friends' frightened faces. He looked at the tossing waves. Then Jesus said to the wind and the waves, "Peace, be still!"

At once the wind stopped blowing! At once the high waves dropped down! The boat stopped rocking. The clouds were gone, the storm was over. The moon and stars shone in the night sky.

"Who could do such a thing? Even the wind and the sea obey Him," said Jesus' friends. They were glad the storm was over. But most of all, they were glad Jesus, the Son of God, was their friend and helper.



Worship in Song: Review the Bible story by playing “The Storm” from the *Let’s Sing Motions ‘n Music*.

Let the children act out the part of the fearful disciples as they sit in an oval in their pretend boat.

Then sing “Strong Is the Lord,” (page 41), and “I Can Help” (page 45).



Remembering the Bible Truth: Teach and review the following motions with the Bible memory verse.

The Lord (*point up*) **is my** (*point to self*) **helper** (*clasp hands together*), **Hebrews 13:6** (*hold hands open like a book*).

Life Application: Tell this story to reinforce the Life Response Aim.

Tim’s dad could do a lot of things. He made a sled for Tim and him to share. It was hard work, but Tim’s dad was strong. He could lift or pull heavy things.

One day Dad put Tim on the sled and pulled him all the way to the sledding hill. It was seven blocks away—a long way to pull a sled—but Tim’s dad was very strong.

When they got to the hill, Tim’s dad sat down on the sled behind Tim. He put his feet on the front part of the sled and gave a little push. And away they went down the hill! They skimmed down the hill so fast Tim could hardly see what was happening. He would have been afraid if Dad hadn’t been there.

Then, of course, they had to walk all the way back up the hill before they could go down again. It was a very steep hill. Tim could hardly climb it. But his dad could easily climb the steep hill and, besides that, pull the sled up behind him—and help Tim!

Tim said, “Dad, when I get big, I’m going to be just like you—because you’re stronger than anybody in the whole world.”

“No, I’m not, Tim. Lots of people are stronger than I am. And besides that, Tim, there is God. God is stronger than everybody in the world put together.”

They reached the top of the hill, huffing and puffing. Tim’s dad pointed down the steep hill they had just climbed. “See, Tim? A man couldn’t make a hill like that unless he had a machine or a lot of other people to help him. But God made this hill and all the other higher, bigger ones, all by Himself.”

“And besides that,” said Dad, “God made the sky above us and the wind and the snow.”

“What else is there besides that?” asked Tim.

“Why, there are so many other things that it would take all kinds of time to tell you,” answered Dad. “But one thing I can tell you is this—God is so strong that He can help all His friends who love Him.”

Then Tim smiled. “I’m one of His friends, and He helps me.”

“Me, too,” said Dad.

Then they jumped on the sled and went down the hill again.

HANDS-TO-HEARTS ARTS AND CRAFTS (10–15 MINUTES):



Crayon Holder: In advance, cut enough paper plates in half so each child will have a half plate.

Distribute a half plate, a whole plate, and Copymaster 3 to each child. Have the children color the fish, boat, mountains, and sky in the large circle, then cut it out and glue the circle to the inside of the whole paper plate. Have children cut out the Parent Tip and glue to the back of the whole paper plate. Help the children paste or glue cotton balls onto the sky to make fluffy clouds.

Show the children how to cut “waves” along the cut edge of their half plates. Then help them by printing the words “The Lord is my helper. Hebrews 13:6” on the back of the plate below the waves.

Let the children staple the half plates to the whole plates, making pockets of the space between. They should then punch a hole in the top center of their crayon holders and thread a piece of yarn or ribbon through the hole so they can be hung on a door or some other convenient place at home.

GOOD-BYE TIME (UNTIL PARENTS ARRIVE):



In observance of Father’s Day, play “Father’s Hands” and lead the children in doing the actions indicated by the narration. Have simple cards available for the children to color.



Then do the following action rhyme. After each line say **The Lord** and point up.

Who makes a growing tree? (*gesture with hand to indicate growing tree*)

Who makes a growing me? (*flex arms “strong man” style*)

Who makes a windy storm stop? (*wave one arm in front as a gush of wind*)

Who makes a bunny hop? (*hop*)

Who helps me do what’s right? (*point to self*)


Who keeps me safe at night? (*lay head on hands*)

JESUS HEALS A DEAF MAN

LESSON FOUR


UNIT 1: WE LEARN OF JESUS' POWER

TRANSITION (25-30 MINUTES):

 **Snack Time:** Serve “sandwiches” of crackers and peanut butter. If anyone in your class has problems with peanut allergies, substitute cream cheese for peanut butter.

 **Birthday Time:** Have the birthday children add their flowers to the field.

PREPARING THEIR HEARTS (15 MINUTES):

 **Listening Game:** Make different sounds mimicking various animals and things. Let them guess what makes the sound. Or sing “Old MacDonald” with the children, naming various animals and the noises they make. **Isn't it wonderful to hear? Our Bible story is about a man who could not hear.**

OVERVIEW

Scripture:

Mark 7:32-37

Bible Truth:

Jesus used His power to heal the deaf man.

Life Response Aim:

To use our ears and mouths to please Jesus.

Bible Verse:

Hebrews 13:6


Materials Needed:

Snack; tape or CD of sounds; Copymaster 4 (copy for each child); dried peas or beans; paper plates; ribbon; stickers or crayons; stapler; tape or glue; scissors

Unless otherwise indicated, all songs are found on the songsheets at the end of this manual or the *Let's Sing Motions 'n Music* or both.

WORSHIP AND STORY TIME (20 MINUTES):

Offering: Take up any offering money the children have brought.

 **Bible Story:** Explain the use of the word “dumb” in the story. Even though children use the word to mean “stupid” or “slow”, in the Bible “dumb” means to be without the power to speak.

Many men and women and boys and girls were going down the road, talking in excited voices. One man sitting beside the road watched the people and wondered where they were going.

This man couldn't speak clearly—people couldn't understand his words, so he couldn't ask where everyone was going. And the man couldn't hear at all, so he couldn't hear the people saying that they were going to see Jesus. The man couldn't hear that the sick and blind and deaf people were hoping to be made well and strong.

But then someone must have noticed him. “Let's take this man to see Jesus,” he said. “Maybe Jesus will heal him!”

So the people took the man with them, down the road and outside the town where the crowds were gathering around Jesus! What excitement there was! But the man must have wondered what was going on and where the people were taking him.

But Jesus knew just how this deaf man felt. Jesus knows everything because He is God's Son. Jesus took the man's hand and led him away from the crowd. Then Jesus put His fingers in the man's ears. The man could understand what Jesus meant when He touched his ears.

What! the man may have thought. Can He make my deaf ears hear? I wonder who He is.

Then Jesus touched the man's tongue. What! the man may have

thought. Does He mean He's going to make me able to talk so others can understand me?

Then Jesus looked up to heaven and said “Be open.” And right away the deaf man could hear! He could hear just as well as anyone else. At the same moment he could speak clearly too! The Bible doesn't tell us what the man said, but it does tell us how excited and happy the people were. “Jesus can do anything!” they shouted. They knew that Jesus can do anything because He is God's own Son. And they used their voices to praise the Lord.

 Do the following fingerplay to review the Bible story.

There once was a man (*raise forefinger of right hand*)

Who could not hear. (*point to ears*)

He could not speak; (*point to mouth*)

His words were not clear. (*shake head*)

He had some friends (*raise other fingers on right hand*)

Who said, "Let's go." (*move right fingers to the left*)

If we can see Jesus, (*shade eyes*)

He'll make you well, we know." (*nod head*)

Jesus, that very day, (*raise forefinger of left hand*)

Took the poor man aside, (*move both forefingers in the same direction*)

Gave him his speech, (*point to mouth*)

And opened his ears wide. (*point to ears*)



Worship in Song: Sing "Let Us Do Good" (page 42) and "God's Ways" (page 43).



Remembering the Bible Truth: Teach and review the following motions with the Bible memory verse. The Lord (*point up*) is my (*point to self*) helper (*clasp hands together*), **Hebrews 13:6** (*hold hands open like a book*).

Life Application: Read this story to reinforce the Life Response Aim.

Jeff liked to whistle. He whistled all the time. Sometimes he whistled songs, and sometimes he just whistled. One day he was whistling a song he had learned in Sunday School, but he couldn't remember any of the words.

Just then Father called out, "Who took the hammer?"

Jeff stopped thinking about the song and thought about the hammer. "I had it," he said.

"Please look for it!" Father said. "I need it." Jeff could tell by the way his Father said it that he meant right away.

"Who took the measuring spoons?" Mother asked with a frown as Jeff was going out the door.

Jeff sighed. "I did," he admitted.

"Then you must find them," Mother said.

It was a great deal of trouble, Jeff thought, to have to remember where you left things. But he began looking. He found the hammer on the front lawn and the measuring spoons in his sandbox. Jeff returned the things to his parents. Then he began whistling again. What were the words to that song?

Suddenly he remembered. And then he thought of something else. When I take things that don't belong to me and lose them, he thought, that makes people angry. And angry people make unhappy homes.

The next day, when Jeff spilled a box of nails by Father's workbench, he picked them all up again. And when he wanted to cut pictures from a magazine, he asked, "Mother, may I cut this?"

"Not that one, Jeff," Mother said. "But here is one you may cut."

Jeff whistled as he cut pictures.

"What is the name of that song you are always whistling?" Father asked.

Jeff looked up and smiled. "It's 'God's Ways.' It says 'I'll make my home a happy home by following God's ways,'" he said. And now Jeff knew that he was helping to make his home a happy one.

HANDS-TO-HEARTS ARTS AND CRAFTS (10-15 MINUTES):



Praise Shaker: Give each child a paper plate, several lengths of ribbon in different colors, and

Copymaster 4. Demonstrate how to fold the paper plate in half so that it becomes a pocket. Put a pile of dried beans in the center of the table. Let each child put a handful of beans in the paper plate and fold it shut.

Children can hold strands of ribbon in place as you staple the plate together.

Then have the children cut out the Bible verse and Parent Tip from Copymaster 4. Help them tape or glue the Bible verse to one side of the shaker and the Parent Tip to the other. The children can decorate the shaker with stickers or crayons. Tell the children that the Bible verse reminds them that God will help them.

GOOD-BYE TIME (UNTIL PARENTS ARRIVE):



Lead the class in prayer thanking God for ears and mouths to praise Him with. If you have additional time after closing in prayer, try these activities:



Sing several favorite worship songs to thank God for helping us. Use the shakers as accompaniment.


Review the fingerplay used earlier in the lesson.

STORIES OF JESUS' POWER

LESSON FIVE



UNIT 1: WE LEARN OF JESUS' POWER

TRANSITION (25–30 MINUTES):

 **Snack Time:** Serve fresh fruit cut into sections or chunks and water or juice. Be sure to check with parents for allergies.

  **Birthday Time:** Have the birthday children add their flowers to the field.

PREPARING THEIR HEARTS (15 MINUTES):

  **Pictures of Help:** Bring in pictures that show ways Jesus has helped us by providing what we need. Look for pictures of families, children, food, nature subjects, etc.

WORSHIP AND STORY TIME (20 MINUTES):

Offering: Take up any offering the children have brought at this time (if you have not already done so).

OVERVIEW

Scripture:

Review of Lessons 1–4

Bible Truth:

Jesus used His power to help others.

Life Response Aim:

o ask the powerful Lord Jesus to be our helper.

Bible Verse:

Hebrews 13:6



Materials Needed:



Snack; pictures of ways Jesus has helped us; Copymaster 5 (copy for each child); construction paper; scissors, glue, glitter (optional); hole punch; yarn or ribbon; objects for helping game

Unless otherwise indicated, all songs are found on the songsheets at the end of this manual or the Let's Sing Motions 'n Music or both.

  **Bible Story:** Use the Bible story reviews from Lessons 1–4 for this lesson.

  Use “The Nobleman’s Son” from the *Let’s Sing Motions ‘n Music* to review the Lesson 1 Bible story.

  For Lesson 2, review the story of Jesus and the Fishermen by playing “Jesus Helps the Fishermen” from the *Let’s Sing Motions ‘n Music* and leading the children in the motions.

  **Worship in Song:** Play “The Storm” from the *Let’s Sing Motions ‘n Music*. Let the children pretend to be the fearful disciples to review the Bible story from Lesson 3.

 Do this fingerplay to review the Bible story from Lesson 4.

There once was a man (raise forefinger of right hand)

Who could not hear. (point to ears)

He could not speak; (point to mouth)

His words were not clear. (shake head)

He had some friends (raise other fingers on right hand)

Who said, “Let’s go. (move right fingers to the left)

If we can see Jesus, (shade eyes)


He’ll make you well, we know.” (nod head)


Jesus, that very day, (raise forefinger of left hand)

Took the poor man aside, (move both forefingers in the same direction)

Gave him his speech, (point to mouth)

And opened his ears wide. (point to ears)

 **Worship in Song:** Sing “God’s Ways,” (page 43), “I Can Help” (page 45), and “Strong Is the Lord” (page 41).

 **Remembering the Bible Truth:** Teach and review the following motions with the Bible memory verse. The **The Lord** (point up) **is my** (point to self) **helper** (clasp hands together), **Hebrews 13:6** (hold hands open like a book).

Life Application: Tell this story to emphasize that the children can trust God.

Tommy's family had just moved to a large apartment building. Tommy would be able to go to the park every afternoon with his big brother, Michael, who was 15 years old.

Today was Tommy's first day at the park. He and Michael had waited for the crossing guard to tell them when to cross the street. And then they were at the park.

But before Tommy and Michael left their apartment, Mother told Tommy, "Now be sure to wait at the swings and slides for Michael to bring you back home. Michael will be playing basketball with the older boys not too far from the playground. Don't you go to the basketball court, where you might get in the older boys' way. You stay with the children your age and wait for Michael to come to you. And never, never leave the park alone, or with anyone besides Michael."

Now Michael was having fun playing basketball, and Tommy was having fun going down the slides.

But after a while, some of the children left to go home. Soon some more left. And before long, Tommy was the only boy left on the playground. Mrs. Peterson, who lived across the hall, was there with her daughters. Michael will be coming soon, Tommy thought.

He began to wonder where Michael was. He walked away from the swings and slides a little bit, just enough to see the rest of the playground, and he was surprised at what he saw. All the big boys were gone; there was nobody there! Michael wasn't anywhere in sight. He must have forgotten about Tommy and gone home.

Tommy went back to the playground and stayed near Mrs. Peterson. Now what will I do? he thought. He felt a little bit like crying, but Mrs. Peterson smiled at him. He sat down on a swing and looked down the street toward his apartment building. He could almost see the front doors. Tommy thought and thought. Should he try to go back alone? Should he ask Mrs. Peterson if she would take him home?

He stared toward the street corner. Big trucks zoomed by. Cars honked at each other at the busy corner. The crossing guard was gone. Tommy was afraid. He didn't know what to do.

But then Tommy remembered a verse from God's Word, "The Lord is my helper." "Please, God, help me," he prayed. Then it seemed that Tommy knew what to do.

Mother told me not to go alone, and not to go with anyone else, so I will obey her. I'll just wait, and God will be with me. He will help me somehow, Tommy thought.

Then he saw somebody running toward the corner across the street. It was Michael! Tommy saw Michael watch the traffic lights until they changed, and then he carefully crossed the street to where Tommy was. Tommy ran to the edge of the playground to meet him.

"Oh, Tom," said Michael. "I'm sorry. I forgot I had a brother who was big enough to stay at the park all afternoon while I'm playing ball. I forgot about you and went back to the apartment without you. When I got home Mother reminded me and I came back as fast as I could. Mother said she knew you would still be here because you are big enough to obey her."

Tommy felt wonderful inside. He had trusted God, and God had helped him obey his mother. God was helping him grow strong.

HANDS-TO-HEARTS ARTS AND CRAFTS (10-15 MINUTES):



Jesus, My Helper: Give each child a copy of Copymaster 5, a sheet of construction paper, and a 9"-12" length of yarn or ribbon. Children can color the pictures, cut them along the solid lines, and then glue them onto the sheets of construction paper. If you wish, decorate the construction paper frames with glue and glitter. Have the children cut out the Parent Tip copy and paste it to the back of their picture. As a final step, punch two holes at the top of each picture and help the children tie yarn or ribbon hangers.

GOOD-BYE TIME (UNTIL PARENTS ARRIVE):



If you have additional time after closing in prayer, try this activity:




Helping Game: Have the children form four lines: each set of two lines stand facing each other. Give each group an object large enough for two children to hold comfortably. Starting at the end of each line each set of facing children should pass the object to the next set, and so on until they reach the end of their line. As children leave at the end of each race, regroup the remaining children and start again.


A BOY IS SORRY FOR HIS SIN

LESSON SIX


UNIT 2: WE LEARN TO FOLLOW GOD'S WAYS

TRANSITION (25–30 MINUTES):

 **Snack Time:** Serve sliced or quartered apples and juice or water. Be sure and check with parents for allergies. **Yum, this is good food to eat. In our story today we'll hear about a boy who was so hungry that he almost ate pig food—yuck!**

 **Birthday Time:** Have the birthday children add their flowers to the field.

PREPARING THEIR HEARTS (15 MINUTES):

 **Pigs:** Show the class pictures of pigs, pigpens, and farmers. Talk about what kind of place a pig farm would be to work or live. If you live in a rural community and have children whose families raise pigs, let them talk about the subject; they will have firsthand experience about pigs.

OVERVIEW

Scripture:

Luke 15:11–24

Bible Truth:

We should follow God's ways.

Life Response Aim:

To be sorry when I do wrong and to ask God's forgiveness.

Bible Verse:

Psalm 38:18

Materials Needed:

Snack; figures from *Teaching Resources*, pictures of pigs and farmers; Copymaster 6 (3 copies for each child; scissors; crayons; tape or glue sticks; large blank circle stickers or labels

Unless otherwise indicated, all songs are found on the songsheets at the end of this manual or the *Let's Sing Motions 'n Music* or both.

WORSHIP AND STORY TIME (20 MINUTES):

Offering: Take some time to receive offering money.

Bible Story: You may want to use figures from *Teaching Resources* to tell this story. Otherwise, be as animated as you can in telling the story. Be sure to get your students involved.

Two sons lived with their father. The father loved his sons and did everything he could to make them happy. But the younger son was not happy. He must have been tired of living with his father and doing what his father told him to do.

One day this younger son said to his father, "You promised to give me money when I'm grown up. I want it now." So the father took the money he had set aside and divided it between his two sons.

The younger son soon took all his money and went far away. He wanted to have a good time. He was so happy as he started out, and for a while he thought he was having a good time. There was no one to tell him what was best to do. He did exactly as he pleased. With his money he bought everything he wanted. He found other people who helped him spend his money. They taught him to do bad things.

Then one day he spent the last of his money. All his new friends left him; they had only liked him because of his money. Now he was alone in a strange land—without friends or food or money. Hungry and tired, the man walked and walked, trying to find some work.

One man gave him the job of taking care of pigs. This was not a very nice kind of work, but the young man was hungry, so he took the job. He fed the pigs and watched them eat. He was so hungry he nearly ate the food the pigs were eating.

As he sat there, hungry and sad and alone, he remembered his father who had loved him so much. He wondered why he had ever left home. How he wished he could go back.

Then the young man said to himself, "Even the servants who work for my father have plenty to eat. Here I am starving! I will go to my father. I will tell him that I have done wrong—that I have sinned against him and against God. I will ask my father to let me work for him as one of his servants."

As he went back along the road to go home, he wondered if his father would even know him. Maybe his father would make him go away!

The son did not know that his father had been hoping that his son would return ever since he left. The father may have looked down the road almost every day to see if his son was coming. And then one day, when the father looked, he saw someone coming a long way off. Could it be his son?

Yes, it was, and the father knew him even though he had been gone awhile. The father ran to meet his son. He threw his arms around the boy's neck and kissed him.

"Oh, Father," said the young man, "I know I have done wrong. I have sinned against God and against you. I should no longer be called your son."

But the father knew his boy was sorry for his sin and wanted to do good. So the father said to his servants, "Bring the best robe and put it on my son. Put a ring on his hand and shoes on his feet." Then he gave a party for his son who had come back home. The father was very happy!



Review by letting the children act out the story. You may need to guide them with questions and fill in some details.



Worship in Song: Sing "Right and Good" (page 43), "Obeying Song" (page 44), and "I Have a Message for You" (page 40).



Remembering the Bible Truth: When the young man in our story decided he would go home, he said—Bible words from Psalm 38:18. Have the children repeat the verse after you as often as time and children's interest permits.

Life Application: Tell this story to reinforce the Life Response Aim.

One night there was a big storm. The lightning was flashing and the thunder was crashing when Steven shouted, "Mother, Mother, look! There's a fire!"

Mother looked. Sure enough, lightning had struck the power line across the street. The wire had broken and burst into flames on the ground. Then the lights in the house went out.

Steven was very excited. A group of people were gathering in the street. He asked, "Mother, please may we go outside? I want to see what has happened."

But Mother wisely answered, "No, it's raining and you would only be in the way. You are safer inside. You can watch the fire from the window."

So Steven continued to watch the flames flash out from the power lines as Mother left the room.

Soon Steven began to whine, "I don't see why I have to stay inside. Look at all the people out there. I want to be out there with them."

When a police car pulled up with its noise and flashing red light, Steven forgot all about what his mother had said. He ran out the door and across the yard as fast as he could. It was more exciting outside, but he couldn't see. He would have to cross the street.

When Mother returned to the window, she saw Steven crossing the street. She ran outside after him.

Just then Steven slipped and fell on some wet leaves. When Steven saw his mother, he ran to her. The fall had scared him. What if he had been near the fire!

Back inside, Steven and Mother talked about what he had done. "Why do you think I insist you obey me?" Mother asked.

Steven knew. "Because you don't want me to get hurt. I'm sorry I went," he said. "But I'm glad God loves me and you do too. Oh, Mother, I want to obey you and God. All the time!"

"But you need help," said Mother. "And I'm not with you all the time. Let's ask God to help you listen to His voice. Then you can obey both Him and me." And so they did.

HANDS-TO-HEARTS ARTS AND CRAFTS (10-15 MINUTES):



Forgiveness Book: Each child will need three copies of Copymaster 6. The children can color the eyes and hair on each of their three faces (they should try to make all three the same). Show children how to add a sad mouth to one face, a sad mouth and tears to another, and a happy, smiling mouth to the third. Help children cut out the faces, memory verse, and parent tip; glue them to a sheet of paper; and fold all the sheets in half vertically like a book. Tape or paste the face with tears to half of the sad face page and the other half to the smiling face page. Then tape the other half of the sad face page and the smiling face page together. See diagram.

Give each child three blank circle stickers or labels. Help them print the following words on the stickers: I AM SORRY, I AM FORGIVEN, I AM HAPPY AGAIN. (You may want to print the words in advance for your kids.) The kids can put the stickers on the appropriate face pages.

GOOD-BYE TIME (UNTIL PARENTS ARRIVE):




Bible Story Review: Use the booklet from Hands-to-Hearts to review the Bible story. Let the children talk about how the young man might have felt when he was feeding the pigs, traveling back home, and when his father forgave him.

A SHORT MAN SEES JESUS

LESSON SEVEN

UNIT 2: WE LEARN TO FOLLOW GOD'S WAYS

TRANSITION (25-30 MINUTES):

 **Snack Time:** Serve celery and peanut butter or cream cheese. Be aware of food allergies. If possible, leave the tops on the celery to look like trees. *Our story today is about a man who climbed a tree.*

 **Birthday Time:** Have the birthday children add their flowers to the field.

OVERVIEW

Scripture:

Luke 19:1-9

Bible Truth:

Zacchaeus learned to follow God's ways.

Life Response Aim:

To show by our actions that we love God.

Bible Verse:


Psalms 25:4

Materials Needed:

Snack; figures from *Teaching Resources*; Copymaster 7 (copy for each child); crayons; green tissue paper; glue

Unless otherwise indicated, all songs are found on the songsheets at the end of this manual or the *Let's Sing Motions 'n Music* or both.

PREPARING THEIR HEARTS (15 MINUTES):

 **Zacchaeus's Song:** Sing the following action song to the children and have them repeat your actions. Sing to the tune of "The Farmer in the Dell."

There was a little man, (indicate short person with hand)

There was a little man.

Big and tall he did not grow. (indicate growing tall with hand)

He was a little man. (indicate short person with hand)

He could not reach up high, (reach high with right hand)

He could not always see, (hand shade eyes and look around)

Big and tall he did not grow, (indicate growing tall with hand)

He could not reach up high. (reach high with both hands)

WORSHIP AND STORY TIME (20 MINUTES):

Offering: Take some time to receive offering money.

Bible Story: Tell the story with the figures from *Teaching Resources*.

"Jesus is coming!" the people called to each other.

A man named Zacchaeus stood nearby. Zacchaeus was a rich man who had done many bad things. He had no friends.

Far down the street Zacchaeus could see men and women and children crowding close to Jesus. They were walking along with Him and listening to Him and watching Him heal sick people. What a

crowd there was! "I must see Jesus today," Zacchaeus said to himself.

But when Zacchaeus hurried over, he couldn't see Jesus in the great crowd. Zacchaeus was so short that he couldn't see over all the people. And he had no friends to help him push through the crowd.

Zacchaeus shook his head. There was no way he could get a look at Jesus. Then suddenly he had an idea. Zacchaeus ran ahead of the crowd. He hurried to a large tree beside the road. He climbed the tree, just as he used to do when he was a boy. Carefully he sat on a large branch that hung over the road. Then he could see Jesus, and no one would notice him.

He waited quietly. The crowd was coming closer. There was Jesus in the middle! Zacchaeus bent over and looked down at Jesus' kind face. He listened to hear what Jesus would say as He was going by.

Suddenly Jesus stopped. He looked up, right up into the tree! He looked right at Zacchaeus!

"Zacchaeus, come down," He said. "Today I am coming to your house."

Zacchaeus must have been so surprised he hardly knew what to say. Jesus knew his name! Jesus was coming to his house! Quickly Zacchaeus came down from the tree.

But why would Jesus come to see him? He had been doing wrong. He had been taking money that did not belong to him. Oh, how sorry he felt about that! Jesus knew about his sin. And yet Jesus loved him enough to come and visit him in his home.

Soon they reached the house. Zacchaeus did everything he could to make Jesus comfortable. Zacchaeus loved Jesus and wanted to please Him. He didn't want to do those bad things anymore. He was sorry for his sin. Zacchaeus stood in front of Jesus and said, "Jesus, I will give half of my money to the poor. I will give back much more than I stole from people. I want to make things right."

Jesus knew Zacchaeus had changed. Jesus knew that Zacchaeus was sorry for his sin and that he would want God to help him do right and good. Jesus had changed Zacchaeus's whole life.



Review the Bible story by playing "Zacchaeus" from this quarter's music and doing the actions along with the children.



Worship in Song: Sing "Right and Good" (page 43), "God's Ways" (page 43) and "Be Kind to One Another" (page 40).



Remembering the Bible Truth: Sing "Show Me Your Ways" (page 44) to learn and review this week's memory verse.

Life Application: Tell this story to reinforce the Life Response Aim.

Stacy watched the men carry the big rolled-up carpet into the house. She stood in the doorway to watch as they laid the carpet and fastened it in place. After the workmen departed, Stacy's family put the furniture back and then stood and looked. The room was nice with the bright, soft new carpet.

"We must be careful not to spill anything on the carpet," said Mother. "We want to keep it nice."

Then Stacy went outside. Her friend Steve was blowing bubbles. "Want to take turns?" he asked Stacy.

"Thanks," said Stacy. She took the bubble blower and made bubbles that floated way up in the air. Just then the sun went behind the clouds and a few raindrops fell.

"Let's go into the house and blow bubbles," said Stacy excitedly.

So they went into Stacy's living room and sat down on the floor near the window and blew more pretty bubbles. Steve blew a big one, almost bigger than an egg.

"Now it's my turn," said Stacy. She started to grab the bubble blower from Steve. Suddenly all the bubble water fell on the new carpet.

"Ohhh," said Steve. He grabbed his bubble maker and bottle and ran out the door, saying "I have to go home."

For a minute Stacy didn't know what to do. She wanted to run outside too, and pretend she didn't know about the spot on the rug. Maybe no one would see it.

But Jesus sees it, thought Stacey. "Please help me," Stacy prayed as she ran to the basement where the rest of the family was working. As Stacy explained what had happened, everyone grabbed a sponge and hurried up to the living room. They worked quickly to soak up the water. Big Sister ran to get her hair dryer to help dry what wouldn't soak up with the sponges.

"I'm sorry," said Stacy in a little voice.

"We're happy you do not hide things from us," said Father. "I'm sure God is pleased too, when we tell Him right away when we do wrong. He is always ready to forgive us if we are sorry."

So right then Stacy closed her eyes and asked God to forgive her for disobeying her family by spilling the bubble water.

When she opened her eyes and looked at the place where the big water spot had been, it was all gone!

"Since you told us right away," said Mother, "we were able to take care of it."

"I'm glad I asked God to help me tell you," said Stacy.

HANDS-TO-HEARTS ARTS AND CRAFTS (10-15 MINUTES):



Zacchaeus Tree: Give a copy of Copymaster 7 to each child. Children can color the tree trunk, grass, and sky. Then show children how to crumple scraps of green tissue paper and glue them to the branches of the tree as leaves.

Have the children draw Zacchaeus in the tree.

GOOD-BYE TIME (UNTIL PARENTS ARRIVE):



After closing in prayer, try this activity if you have additional time:




Bible Story Review: Repeat either "Zacchaeus" from the MP3s or the action rhyme from "Preparing Their Hearts" as children wait for their parents to collect them.


A SERVANT LEARNS GOD'S WAYS

LESSON EIGHT


UNIT 2: WE LEARN TO FOLLOW GOD'S WAYS

TRANSITION (25-30 MINUTES):

 **Snack Time:** Serve the children food that one might take on a trip such as cheese and crackers or small sandwiches and juice or water. Check for allergies. **Often when people travel they take food with them to eat while they go. When you travel with your family, what kinds of food do your parents take?**

 **Birthday Time:** Have the birthday children add their flowers to the field.

PREPARING THEIR HEARTS (15 MINUTES):

 Play "Onesimus Says": To introduce the children to the name Onesimus, play "Onesimus Says" the same way that you would "Simon Says." Talk about how today's story is about a man named Onesimus, who learned from his friend Paul how important it is to obey God.

OVERVIEW

Scripture:

Philemon 8-19

Bible Truth:

A servant learns to follow God's ways.

Life Response Aim:

To choose to follow God's ways by doing what is right and good.

Bible Verse:

Psalms 25:4

Materials Needed:

Snack, figures from *Teaching Resources*; Copymaster 8 (copy for each child); construction paper; pen or marker; scissors; glue

Unless otherwise indicated, all songs are found on the songsheets at the end of this manual or the *Let's Sing Motions 'n Music* or both.

Can you obey, as Onesimus did? Let's play a game to help us to listen and obey.

WORSHIP AND STORY TIME (20 MINUTES):

Offering: Take some time to receive offering money.

Bible Story:



Tell the story, using the colorful visuals from *Teaching Resources*.

Onesimus was a servant. He had worked for a man named Philemon. Philemon loved God, but Onesimus didn't love God. Onesimus didn't follow God's ways.

One day Onesimus got tired of working for Philemon and doing what he was told to do. So Onesimus had an idea. He waited until no one would catch him. Then, slowly and quietly, Onesimus slipped out of the house. He ran and ran all the way down the road. He ran away from Philemon's house.

Onesimus went far away to a big city. He wanted to be where Philemon could not find him. Onesimus knew that if he were found he could be punished. He hoped that Philemon couldn't find him in the big city.

One day Onesimus met a man named Paul. They became good friends. Paul told Onesimus about Jesus, "Jesus loves you, Onesimus," Paul said.

"But I am not a good man," Onesimus may have told Paul. "I am a slave, a servant, and I took something from my master, Philemon, and ran away. I have sinned."


"Jesus still loves you," Paul said. "And He will forgive you if you are sorry for your sin and if you ask Him to forgive you."


Onesimus was sorry he had run away. "I will ask Jesus to forgive me right now. I will trust Him to save me from my sins. I want to follow God's ways."


After asking Jesus to forgive him, Onesimus wanted to please God. One day Onesimus decided that he should go back to see Philemon. God had forgiven him for running away, and he wanted Philemon to forgive him too. But he may have been afraid to go back. What if Philemon wouldn't forgive him?

But Philemon was a friend of Paul's who loved Jesus too. So Paul wrote a letter asking Philemon to forgive Onesimus. He wrote, "If Onesimus has taken something or owes you anything, let me pay for it." Then Paul gave the letter to Onesimus and said, "Take this letter and give it to Philemon."

Onesimus had to walk a long way to get back to Philemon's house. His feet got hot and dusty, but his heart was happy. He knew he was following God's ways.

 Have the children do the following motions to review the Bible story: Sneak out of Philemon's house (*tiptoe in place*); run to another city (*run in place*); pray with Paul (*fold hands and bow head*); take letter from Paul (*grasp letter*); walk back to Philemon's house (*walk in place*).

 **Worship in Song:** Sing "God's Ways" (page 43) and "Be Kind to One Another" (page 40).

 **Remembering the Bible Truth:** Sing "Show Me Your Ways" (page 44) to review this week's memory verse or make up your own song, such as singing it to the tune "Farmer in the Dell."

Life Application: Tell this story to reinforce the Life Response Aim.

Jessica had a brand-new tricycle. It had been a birthday present. The tricycle was bright red and had a tiny silver bell to ring.

Jessica rang the bell loudly as she rode up and down the sidewalk in front of her house. She called out happily as she rode by, "Here I come on my new red bike."

Jessica's friend Jimmy came running out of his house next door and called out to Jessica, "Can I ride, Jessica? Can I ride?"

"No!" yelled Jessica. "My tricycle is brand-new. You can't ride it. It's mine!" And Jessica just kept on riding down the sidewalk and ringing her bell.

"All right for you, Jessica," Jimmy yelled back. "I won't let you play on my swing set anymore!" Jimmy went into his backyard and climbed on the swing.

Jessica soon got tired of riding her tricycle. She discovered that playing alone wasn't much fun.

Then Mother called Jessica in to lunch. She asked, "Did you have fun with your new tricycle, Jessica?"

Jessica answered, "Yes, Mother. But not as much fun as I do when I play with Jimmy on his swing set."

Mother wasn't surprised. She had overheard Jessica earlier when she told Jimmy he couldn't ride her new bike. "Jessica," Mother said, "maybe you didn't enjoy your new tricycle because you didn't share the fun with Jimmy. God wants us to share our gifts, and He always wants us to be kind to our friends."


Jessica thought about that. She shook her head, "I haven't been nice to Jimmy. God would want me to share. Would it be OK if I asked Jimmy to ride my tricycle after lunch?"

"I think that would be a good idea," Mother said. "God is always happy when we make the right choice. He wants us to make things right with people."

"I want to do what pleases Jesus," Jessica said. "I will tell Jimmy I'm sorry, and share my tricycle with him."


That's just what she did, and Jimmy and Jessica had lots of fun playing together.


HANDS-TO-HEARTS ARTS AND CRAFTS (10-15 MINUTES):

 **My Feet:** Give each child Copymaster 8. With a pen or marker, trace around each child's feet on a sheet of construction paper. Let the children cut out their feet and glue them onto the copymaster. As you trace and they cut, talk with the children, asking the following questions: **Who made your feet? What are things our feet can do? What are some loud things your feet can do? What are some quiet things your feet can do?**

If your class is too large to allow you and your staff to trace feet, trace just one child's feet and photocopy a sheet for each child.

GOOD-BYE TIME (UNTIL PARENTS ARRIVE):

 Ask the children if they know anyone who is traveling, or if they themselves will be traveling this summer. Pray, thanking God for watching over us while we're away from home. If you have additional time after closing in prayer, try this activity:


  **Bible Story Review:** Play "Follow the Leader" as you pretend to be Onesimus returning to reconcile with Philemon. Walk on a rope placed on the floor. Then hold the rope up off the floor and duck under it.


SAMUEL MAKES DAVID KING

LESSON NINE


UNIT 3: WE LEARN TO OBEY GOD'S WORD

TRANSITION (25-30 MINUTES):

 **Snack Time:** Serve “horns” today. Form the horn by rolling a half piece of lunch meat or cheese. Or, serve horn-shaped snacks available from a grocery store. Check for any dietary restrictions.

 **Birthday Time:** Have the birthday children add their flowers to the field.

PREPARING THEIR HEARTS (15 MINUTES):

 **Horns:** The horns of a ram, goat, or wild ox were used in Bible times as receptacles for oil used in ceremonial anointing. This is why Samuel took a horn filled with oil to anoint the new king. Bring an animal horn to class. If you cannot locate one, show a picture of one or model one from clay.

OVERVIEW

Scripture:

1 Samuel 16:1-13

Bible Truth:

God told Samuel who should be king.

Life Response Aim:

To want to hear and obey God's Word.

Bible Verse:

Acts 5:29

Materials Needed:

Snack; figures from *Teaching Resources*; animal horn or picture of one; Copymaster 9 (copy for each child); brightly colored ribbon or 2" x 11" strips of construction paper; stapler; glue; crayons or markers; yarn

Unless otherwise indicated, all songs are found on the songsheets at the end of this manual or the *Let's Sing Motions 'n Music* or both.

WORSHIP AND STORY TIME (20 MINUTES):

Offering: Take some time to receive offering money.

Bible Story: You may want to use figures from *Teaching Resources* to tell this story. Otherwise, be as animated as you can in telling the story.

One day Samuel, the man of God, sat in his house. He was sad. He loved God's people, and he loved the king. But the king did not love God. The king was doing what God had told him not to do.

Then God spoke to Samuel. God said, "How long will you be sad? I have chosen a new king for the people. The new king is the son of a man named Jesse. Go and tell him I have chosen him."

"But the bad king will be angry with me if he hears another king has been chosen," said Samuel.

"You need not tell why I have sent you," God said. "Just go to the town where Jesse lives and call the people together to worship Me. I will tell you what else to do."

Samuel was no longer afraid or sad. He took some oil in an animal horn to pour on the new king's head. This would show that God had chosen him. When Samuel arrived at the town where Jesse lived, he asked Jesse and his family and all the other people to come to worship the Lord with him. They were glad to have God's servant with them. They were glad to worship the Lord.

After Jesse and his sons came, Samuel told them that God had chosen one of the sons for a special reason. Jesse was quite sure God must have chosen his oldest son. So he brought him to meet Samuel. What a fine, strong man he was. This must be the one, thought Samuel. Jesse's oldest son looked exactly the way many people think a king should look—so good-looking and so tall!

But Samuel was wrong. God told him, "This is not the one I have chosen. You see this young man because he is tall and strong and fine-looking on the outside, but I am looking to see if he really loves Me."

Then Jesse brought his next-oldest son to Samuel. God said to Samuel, "This is not the one whom I have chosen either." So Samuel shook his head and said, "No."

Jesse brought his third son, and then the fourth, the fifth, the sixth, and the seventh sons. All Jesse's sons who had come to worship God had stood before Samuel, and each time God had said, "This is not the one."

Then Samuel said to Jesse, "God has not chosen any of these sons. Are all your children here?"

"I have one more son, the youngest," Jesse said. "But he is out taking care of the sheep. This boy's name is David."

"Send for him," said Samuel. "We cannot go on with our worship until David is here too."

As soon as David came, Samuel heard the voice of God saying, "This is the one whom I have chosen to be king."

When David stood before him, Samuel saw a boy who would make a good king. Samuel took some oil and poured it on David's head to show that God had chosen him to be the new king. Samuel knew that David loved God and would try to obey Him.

And after David became a man, the Lord's promise came true—he became king over all God's people.



Review the Bible story by playing "David Chosen King" from the *Let's Sing Motions 'n Music*.



Worship in Song: Sing "God's Word" and "Let Us Do Good" (both on page 42) and "Obeying Song" (page 44).



Remembering the Bible Truth: Teach the memory verse using simple actions to help the children remember the words.

Life Application: Tell this story to reinforce the Life Response Aim.

Stephanie put her hand in her pocket to make sure that the four coins she had were still there. No one even knew she had found them. But Stephanie didn't know whether to feel good or not.

All the way to Sunday School Stephanie thought about the money. She could keep it, but Stephanie didn't know what to do. The money wasn't really hers. She had just found it on the sidewalk outside church. It must belong to someone because it was in a small blue coin purse.

Maybe I should tell Teacher, thought Stephanie. Or maybe I should just put part of the money in the Sunday School offering. Then I can keep the rest for myself—that would be all right.

When Stephanie got to her Sunday School room she sat down at the book table to decide what to do.

Just then Lisa came over to the book table and sat down. Lisa looked as if she were going to cry.

"What's wrong, Lisa?" Stephanie asked. "Do you feel sick?"

Lisa shook her head. "I lost my offering and birthday money on the way to Sunday School. I had it in a small blue coin purse."

Stephanie didn't answer. After all, it might not be the same coin purse she had found. Just then the teacher called the children to the Bible story area. Stephanie got up quickly and hurried away from Lisa.

But as she tried to listen to the Bible story about Samuel, who listened to God's Word and obeyed the Lord even when it was hard, Stephanie felt there was something wrong. When Teacher finished, Stephanie was still thinking about the money.

I want to obey the voice of the Lord, like Samuel, thought Stephanie. I want to grow inside and please the Lord, like David. Then Stephanie remembered that God would help her obey if she asked. So, "inside," where only the Lord could hear, Stephanie asked for help.

Just then, Teacher asked Stephanie if she would like to hold the offering container while she prayed.

Stephanie nodded her head yes, then said, "But first I want to return something I found." And she pulled the little blue coin purse from her pocket and showed it to Lisa.

"Is this your coin purse?" she asked.

"Oh, yes!" cried Lisa. "Thank you!" And Lisa smiled happily as Stephanie gave her the coin purse.

HANDS-TO-HEARTS ARTS AND CRAFTS (10-15 MINUTES):



Thank-You Banners: We want to hear and obey God's Word. Who teaches us what God's Word says? (Let children respond.) Let's show God we're thankful for the people and ways God gave us so we can learn what His Word says.

Pass out Copymaster 9 and the ribbon or construction paper. Let the children color and cut out the pictures.

Help the children by folding over the top inch of the ribbon or construction paper and stapling it to form a small loop through which the yarn hanger will pass.

When the children are finished coloring the pictures, show how to glue the "Thank You, God, for . . ." phrase to the top of the banner followed by the three pictures and the concluding phrase, "We ought to obey God," at the bottom. Have the children glue the Parent Tip to the back of their banner.

Have the children thread the yarn through the loops and tie them.

GOOD-BYE TIME (UNTIL PARENTS ARRIVE):




Close the classtime by reviewing "David Chosen King" from the *Let's Sing Motions 'n Music* while the children wait for their parents.

ABIGAIL KEEPS PEACE

LESSON TEN

UNIT 3: WE LEARN TO OBEY GOD'S WORD

TRANSITION (25-30 MINUTES):

 **Snack Time:** Abigail brought David's men cakes of figs and raisins and loaves of bread. Bring in raisins, figs, or small rolls or pita bread for the children to enjoy as a snack. Check with parents regarding allergies.

 **Birthday Time:** Have the birthday children add their flowers to the field.

OVERVIEW

Scripture:

1 Samuel 25:1-35

Bible Truth:

Abigail stopped some men from fighting.

Life Response Aim:

To obey God by sharing and keeping peace.

Bible Verse:


Acts 5:29

Materials Needed:

Snack; figures from *Teaching Resources*; Copymaster 10 (copy for each child); paper plates; white elastic strips (1/2" wide); scissors; markers or crayons; stapler; tissue paper (optional)

Unless otherwise indicated, all songs are found on the songsheets at the end of this manual or the *Let's Sing Motions 'n Music* or both.

PREPARING THEIR HEARTS (15 MINUTES):

 **Settling Differences:** How can we keep from fighting? How do you share when you don't really want to? Let the children come up with answers to these questions. Let them act out some of the ideas.

WORSHIP AND STORY TIME (20 MINUTES):

Offering: Take some time to receive offering money.

Bible Story: You may want to use figures from *Teaching Resources* to tell this story. Otherwise, be as animated as you can in telling the story.

Do you remember hearing about David, the shepherd boy? We learned that Samuel poured oil on David's head to show that David would become king one day. Young David grew up. He did not become the king who lived in a palace right away. He and his men lived for a while in caves. Around the caves grew thick green grass, and shepherds brought their sheep and goats to eat this grass near the caves.

If a little woolly lamb ran away from the other sheep and got lost, David and his men found the lamb and brought it back. If a wild animal came near the flock trying to catch a lamb, David and his men scared off that animal. David and his men helped the shepherds take care of their sheep.

One day David heard that the rich man who owned the sheep was giving a feast with many good things for the shepherds to eat. So David sent a few of his men to the rich man. Politely they said to him, "We are David's men. We have helped take care of your sheep.

Do you also have some food for us?"

The rich man became very angry. He spoke unkindly to David's men. "Who is David?" he roared. "I won't take the bread and meat for my men and give it to men I don't know." David's men listened. Then they went back and told their leader, David, what the rich man had said.

David was surprised; then he became angry. He said to his men, "Get ready to fight that stingy man!" Then David and his men marched out of the cave.

"I was good to this rich man," David said, "and he won't share his food. We'll fight him!"

But one of the rich man's shepherds had heard the rich man speak unkindly to David's men. He ran to Abigail, the rich man's wife, and told her all that had happened.

Abigail called to her servants, "Get lots of food and load it on many donkeys." Right away the servants brought 200 loaves of bread, lots of meat, five baskets of corn, 100 bunches of raisins, and 200 cakes of figs!

After the donkeys were loaded, Abigail sent her servants with the donkeys to take the food to David. Then she got on her own donkey and rode quickly after them to where David and his men were. But as they were traveling, they met David and his men, who were marching toward her home—ready to fight her husband! Abigail quickly got down from her donkey and bowed low on the ground before David.

"I have brought you some of my very best food," she said to David. "Please forgive my husband. What he has done to you is wrong—but do not fight. You will be sorry if you fight. Someday you'll be glad if you forgive him."

David stopped and thought. He remembered that he had not asked God what to do. He had become angry instead. David was glad Abigail had stopped him. He knew he would have been sorry later if he had hurt anyone. So David thanked Abigail for the food and for stopping the fight. Then Abigail went home, and David and his men went back to their cave.



Review the Bible story by playing “David Keeps Peace” from the *Let’s Sing Motions ‘n Music*.



Worship in Song: Sing “God’s Word” and “Let Us Do Good” (both on page 42) and “Obeying Song” (page 44).



Remembering the Bible Truth: Review the memory verse and simple actions from Lesson 9.

Life Application: Tell this story to reinforce the Life Response Aim.

Daniel went with his father to see the new warehouse. It was a huge building with a high roof and stone walls. While Father talked with the workmen, Daniel walked through a door into an empty room. Then he forgot which door he had come through and grew frightened.

“Father!” he called.

Father didn’t answer, but Daniel did hear a boy call, “Father!”

Daniel looked around. Where was this boy?

“Where are you?” Daniel called.

“Where are you?” asked the voice.

Just then Daniel’s father came to find him. “Father,” Daniel complained, “there’s a boy here who says what I say and won’t answer me.”

Father listened for a moment as Daniel called out, “Who are you?”

Father smiled. “It’s an echo,” he said. “It’s your own voice you hear. Try it again.”

Daniel was still a little scared, but he called out, “I like you.” The echo answered back, “I like you.”

When Daniel got home, he went to Russ’s house to play. He wanted to tell the other kids about the echo, but they weren’t playing when he got there. They were all gathered around Russ’s gym set, and they were quarreling.

“What’s the matter?” Daniel asked.

“We were going to play circus,” grumbled Russ. “But no one wants to be a clown or a wild animal. Everybody wants to be the acrobat. But it’s my trapeze, so I will be the acrobat.”

“Then we won’t play with you,” the other children said. They all started to go home.

“Wait,” Daniel said. “Let’s play echo. I will hide. Then the rest of you say anything you want to say.”

So the children closed their eyes while Daniel hid behind a large bush.

“It’s a silly game,” Russ grumbled.

“It’s a silly game,” Daniel echoed.

Some of the children laughed. The make-believe echo laughed too. They tried calling cross things and then friendly things. And whatever they said, Daniel, the echo, repeated. Soon they were all laughing.

Russ said, “I guess we ought to be careful what kind of echo we make.”

“I think God would like us to make friendly echoes,” said Daniel as he came out from his hiding place.

Russ smiled and said, “Let’s play circus. We’ll take turns on the trapeze bar. Who wants to be first?”

HANDS-TO-HEARTS ARTS AND CRAFTS (10–15 MINUTES):



Peacekeeper Hat: People who don’t fight when provoked are often called coolheaded. These visors can be a reminder to your students to keep a “cool head.” Cut visors from large white paper plates using the pattern on Copymaster 10. Pass out Copymaster 10, scissors, and crayons. Let the children cut out the memory verse and glue it to their visor. They can then decorate their visor with crayons, stickers, or scraps of tissue paper.

When the decorating is finished, cut a piece of 1/2" elastic to go across the back of each child’s head, making the elastic strip short enough to hold the visor firmly in place. Staple the elastic strip securely to the two corners of the plate.

Have the children cut out the Parent Tip. Punch a hole where indicated and tie to each child’s wrist with elastic or yarn. **Let these hats remind you to be kind to others and to not fight.**

GOOD-BYE TIME (UNTIL PARENTS ARRIVE):




Close the classtime by reviewing “David Keeps Peace” from the *Let’s Sing Motions ‘n Music* while the children wait for their parents.


KING DAVID IS KIND TO A LAME MAN

LESSON ELEVEN

UNIT 3: WE LEARN TO OBEY GOD'S WORD

TRANSITION (25-30 MINUTES):

 **Snack Time:** Serve fresh fruit cut into chunks and cheese slices. Be sure to have paper towels and water on hand to clean up sticky fingers. Serve milk or 100% fruit juice. As always, be aware of food allergies. **Eating and drinking the good foods that God has given us helps us to grow up to have strong arms and legs. Sometimes children grow up weak because they don't have the right kinds of foods to eat. Sometimes they grow up weak because they were hurt as children. Our Bible story today is about a man who was hurt as a boy, so he couldn't walk very well. But God took care of him. I wonder how?**

 **Birthday Time:** Have the birthday children add their flowers to the field.

OVERVIEW

Scripture:

2 Samuel 4:4; 9:1-13

Bible Truth:

King David was kind to a lame man.

Life Response Aim:

To be kind to those who need help.

Bible Verse:


Acts 5:29

Materials Needed:

Snack; figures from *Teaching Resources*; Copymaster 11 (copy for each child); crayons or markers; stickers (optional)

Unless otherwise indicated, all songs are found on the songsheets at the end of this manual or the *Let's Sing Motions 'n Music* or both.

PREPARING THEIR HEARTS (15 MINUTES):

 **Obstacle Course:** Play a game that will emphasize the importance of legs and feet. Mark off a short "course" around the room and tell the children to follow it. They may move in one of two ways. Either they may walk, or they may hop on one foot.

If you have physically challenged children in your group, look at the ways they play and relate with the rest of the group. If the children are comfortable with each other, let the class discuss ways they help each other. Be careful not to single any children out if the attention will make them uncomfortable.

WORSHIP AND STORY TIME (20 MINUTES):

Offering: Take some time to receive offering money.

Bible Story:

 You may want to use figures from *Teaching Resources* to tell this story. Otherwise, be as animated as you can in telling the story.

When Prince Mephibosheth (me-PHIB-o-sheth) was a small boy, he was probably happy. His father was Prince Jonathan, and his grandfather was King Saul. But when Prince Mephibosheth was five years old, something terrible happened. A war began, and many of God's people went out to fight. Even King Saul and Prince Jonathan had to go to war.

One day a messenger rushed to the royal home. "Enemy soldiers are coming! King Saul and Prince Jonathan have been killed. The enemy is coming. Run for your lives!"

The woman who cared for the young prince quickly picked him up and ran away from the palace as fast as she could. Frightened, she ran faster and faster along the rocky path. Suddenly she fell, and Prince Mephibosheth fell to the ground. The nurse picked him up, and they were able to hide from the enemy soldiers, but the prince's feet and ankles were twisted and badly hurt. From that time on Prince Mephibosheth couldn't walk. For the rest of his life he would have to use crutches to help him walk. Some kind friends took Mephibosheth into their home, and he grew up to be a man.

When the war was over, David became king; he was very busy ruling God's people. But one day King David finally took the time to think about Jonathan, who had been his good friend as a young man. David remembered the promise he and Jonathan had made to each other, to always be kind to each other's family.

I want to keep my promise. I wonder if my friend Jonathan has any children who are living? thought David. I must find out.

One day a man named Ziba was brought to King David. Ziba had been a servant for Mephibosheth's family. King David asked, "Are any of Jonathan's family still living?"


Ziba knew what had happened to Jonathan's family and he knew that only Mephibosheth was alive. "Jonathan's son is living. He is lame in both feet," Ziba told King David. Ziba told David where Mephibosheth was living. King David sent a messenger to tell Mephibosheth to come to the palace.


When Mephibosheth heard the king's message, he was afraid. He must have thought about what might happen. But of course, Mephibosheth had to obey an order from the king. He went to the palace even though he was afraid.

When Mephibosheth came into the room where King David sat, he bowed down low because he wanted to show respect for the king.

King David could see the lame man was frightened. "Don't be afraid," he said. "Your father and I were good friends, and I want to show you kindness. I will give back to you all the land that belonged to your grandfather, King Saul. Ziba and his sons will take care of it for you. But I want you to live here with me in the palace for the rest of your life."

 Review the Bible story by talking about how Mephibosheth felt when he heard that King David wanted to meet him. **Why was he frightened? Why did he have to go? How did Mephibosheth feel after David said he wanted to help him? Why did David want to help Mephibosheth?**

 **Worship in Song:** Sing "God's Ways" (page 43), "Let Us Do Good" (page 42), and "Be Kind to One Another" (page 40).

 **Remembering the Bible Truth:** Review the Bible words using the simple actions you developed for Lesson 9.

Life Application: Tell this story to reinforce the Life Response Aim.

Kari's family had just moved into the little green house. Kari was helping her mother by unwrapping dishes in the kitchen. She would carefully take the plates and bowls and cups from the paper and put them on the table. Her mother would wash them off, dry them, and put them in the cupboard.

Suddenly there was a face looking in the back door. It was a girl about as old as Kari.

"Hello," she said. "My name's Cassie. I live next door. Can you come out and play?"

Kari's mother looked at her and smiled. "Yes," she said, "Kari may play outside. I'll call you when lunch is ready."

Cassie watched happily as Kari walked out from behind the big box and slowly, slowly, slowly walked to the door. Cassie looked closely at Kari's legs and understood why she walked so slowly. Kari had heavy braces on her legs to help her walk and stand straight.

"My name's Kari," said Kari as she opened the door. "I can't run very well."

Cassie felt sad. She wondered how Kari could play if she couldn't run. Then she got an idea.

"I have some chalk," said Cassie. "We can draw pictures on the driveway and play hopscotch. You can jump and I can pick up your stone."

"And I have a ball we can play with," said Kari.

"OK!" said Cassie. "Let's go."


HANDS-TO-HEARTS ARTS AND CRAFTS (10-15 MINUTES):

 **Helping Hands Picture:** Pass out Copymaster 11. Help the children trace their hands, fingers spread apart, over the smiling hearts. When they've finished, they can color and decorate their hands with crayons and stickers.

As they work, talk about ways we can use our loving and happy hands to help other people.

GOOD-BYE TIME (UNTIL PARENTS ARRIVE):

If you have additional time, try this activity:

 Using a square box, such as a tissue box, make an activity cube for your children. Cover the box with colorful paper; then on each of the six sides, glue or tape a catalog or magazine picture of children doing various activities, such as skipping, jumping rope, etc. Have children stand in a circle and give each child an opportunity to roll the cube. Whatever activity is pictured on the top of the cube, lead the class in doing several repetitions of that activity. Team members can help any children who need it to be part of this activity.


We are thankful for the wonderful bodies God has given us.


GOD'S PEOPLE WORK TOGETHER

LESSON TWELVE


UNIT 3: WE LEARN TO OBEY GOD'S WORD

TRANSITION (25-30 MINUTES):

 **Snack Time:** Serve snacks that can be shared by two children. For each pair of children, wrap two small sandwiches or cookies in a sandwich bag. Be sure to check with parents for food allergies. While the children eat, talk about sharing and working together.

 **Birthday Time:** Have the birthday children add their flowers to the field

PREPARING THEIR HEARTS (15 MINUTES):

 **City Walls:** Bring pictures of walled cities to class. Show these to your students and talk about how walls were often built around cities to protect the inhabitants from invaders. If you have building blocks, let some children work on building a wall around some toy houses.

OVERVIEW

Scripture:

Nehemiah 1:1-4, 11; 2:1-18;
4:15-21; 6:15-16

Bible Truth:

Bible-time people worked
together to build a wall.

Life Response Aim:

To work together happily with
family and friends.

Bible Verse:

Acts 5:29

Materials Needed:

Snack; pictures of walled
cities; paper bricks; tape;
Copymaster 12 (copy for each
child); crayons; glue

Unless otherwise indicated, all songs are found
on the songsheets at the end of this manual or
the *Let's Sing Motions 'n Music* or both.

WORSHIP AND STORY TIME (20 MINUTES):

Offering: Take some time to receive offering money.

Bible Story: Cut brown or gray paper into rectangles, color to look like blocks of stone, and attach a loop of tape to the back of each. Attach blocks to a large sheet of paper on the wall behind your story area or tape blocks directly onto the wall as you tell the story.

If we really needed to build a wall around our town and somebody tried to stop us, I wonder what we'd do. Let's see what God's people did.

Nehemiah was a man who worked for a great king in a palace far away from his own country. One day some of Nehemiah's friends came to see him.

"We've just come from the land where you used to live," the men said. "The wall around the great city of Jerusalem is all broken down."

Nehemiah was sad to hear this. He knew the people in the city needed a strong, high wall to keep them safe.

Nehemiah prayed that God would let him go to Jerusalem to help build the wall. And God answered yes to his prayers.

When Nehemiah reached his land, he rode around the city to see what had to be done. The next day he called all of the people together and said, "Come, let us build up the wall of our city so our enemies will no longer think that the city God gave us is a worthless city. God has sent me to be your leader, and He will help us. I have brought wood from the forest. Everything is ready for us to begin."

"Let's start building!" the people decided. They were glad God had sent Nehemiah to help them. They gathered their tools and the people began to build the part of the wall nearest to their own houses. They piled up heavy stone blocks to make the wall strong, thick, and high.

No family could build the wall alone, but each family could do the part closest to home and join that part to the part the next family was building. The people worked hard till there was a good, strong wall all around the city. Families who lived near the gates took the wood Nehemiah had brought and made heavy doors to keep out their enemies.

When the enemies heard that the people in the city were hurrying to build a strong wall and gates to keep them out, they became angry. They decided to stop the people. But the people wouldn't stop working. Half of the people stood on guard ready to fight any enemies. The other half kept right on building. One man with a horn stood by Nehemiah. If he saw the enemies coming, he would blow his horn to warn the people.

The people kept right on working. Many men, women, and even children gave whatever help was needed. Some workers carried stones; some mixed mortar to hold the stones together; some helped by

bringing food and water to the builders. They were all glad to help in building the wall. Each day from early in the morning till dark, the people worked.

Then one day the wall was finished! Their enemies couldn't stop them because God had helped the people work together.



Review the Bible story by playing "Working Together" from the *Let's Sing Motions 'n Music*.



Worship in Song: Sing "God's Ways" and "Right and Good" (both on page 43) and "God's Word" (page 42).



Remembering the Bible Truth: Review the Bible words using the simple actions that you developed for Lesson 9.

Life Application: Tell this story to reinforce the Life Response Aim.

Andy watched Mother's hands getting him ready for preschool.

"All aboard!" Father called. "The family train is ready to start. Where is that little caboose?"

Andy laughed when they called him "the little caboose." He knew it was because he always trailed along behind Sarah and John. Andy was the last to finish eating at mealtimes, the last to come when Mother called. Sarah and John usually had things done before Andy was even ready to begin.

Then Mother got sick. Father had to cook. Sarah washed the dishes. John ran the vacuum cleaner. But Andy, the little caboose, didn't do anything to help. This made the others angry.

"You're big enough to dress yourself!" John said as he put on Andy's shoes.

"Eat your breakfast!" Sarah scolded, as she washed the dishes.

Andy started up the stairs to tell Mother how things were. Then he remembered Mother was sick, so he sat on the stairs to think. What should he do?

Finally he went to his room to play with his train. He hitched three cars behind the engine and the red caboose at the end.

Clickity-clackety, the wheel said. Clickity-clack—the train went off the track! Andy put it back and started the train again. Clickity-clackety—and over the train tumbled.

Then Andy hitched just one car to the engine. Clickity-clackety—it raced merrily along the track. He hitched another car behind the first car. Clickity-clackety—the engine and two cars stayed on the track. Clickity-clackety—three cars and the engine stayed on the track. But when he attached the caboose, the train wouldn't stay on the track. The littlest one was slowing up the whole train. Then Andy discovered that the wheels on the little red caboose just couldn't go around.

Andy thought, "Maybe the 'family train' would run if a little caboose named Andy would work by doing his part."

"Thank You, God, for showing me what to do," he whispered. Then Andy ran down the stairs and out to the kitchen.

"I want to help," he told his father.

He took a glass of water to Mother. He helped Sarah set the table. He put away his toys. He helped John dust the living room furniture.

The next morning Mother was better. She was surprised to find Andy dressing himself and singing. Soon Andy became so helpful that his family stopped calling him "the little caboose." They called him "Handy Andy," which he decided was much nicer.

HANDS-TO-HEARTS ARTS AND CRAFTS (10-15 MINUTES):



Building Blocks: Pass out Copymaster 12. Let the children cut out their bricks by cutting along the outside lines. Help them to make all the folds before assembling the brick. Apply glue to the two short tabs, fold the brick together, and glue the short tabs to the inside of the Parent Tip side of the brick.

If you would like the bricks to have a bit more substance, have shredded or crumpled newspaper available to stuff inside the bricks. Once this is done, apply glue to the long tab and tuck inside the memory verse side of the brick.

GOOD-BYE TIME (UNTIL PARENTS ARRIVE):

As you are waiting for parents to arrive, try these activities:



Close the classtime by reviewing "Working Together" from the *Let's Sing Motions 'n Music*. If you have additional time, let the children build a wall with the bricks they made during craft time. Be sure you have written the children's names on the bricks before they do this.

OBEYING GOD'S WORD

LESSON THIRTEEN


UNIT 3: WE LEARN TO OBEY GOD'S WORD

TRANSITION (25-30 MINUTES):

 **Snack Time:** Serve a snack your children have particularly enjoyed this quarter. Check for allergies.

 **Birthday Time:** Have the birthday children add their flowers to the field.

PREPARING THEIR HEARTS (15 MINUTES):

 **"Teacher Says":** Let the children show their ability to obey instructions. Give a rapid series of directions to the children, such as touching their toes, stretching high, standing on one foot, etc. If you precede the command with "Teacher Says," the children should "obey" and do what the command says. If you do not say "Teacher Says," they should not obey.

OVERVIEW

Scripture:

Review of Lessons 9-12

Bible Truth:

Samuel, Abigail, David, and other people obeyed God.

Life Response Aim:

To show love to God by obeying His Word.

Bible Verse:

Acts 5:29

Materials Needed:

Snack; figures from *Teaching Resources*; Copymaster 13 (copy for each child); scissors; tape

Unless otherwise indicated, all songs are found on the songsheets at the end of this manual or the *Let's Sing Motions 'n Music* or both.

WORSHIP AND STORY TIME (20 MINUTES):

Offering: Take some time to receive offering money.

Bible Story: Review the Bible stories from Lessons 9-12 by retelling on flannelboard with the colorful figures from *Teaching Resources* or acting out the highlights of the stories or by reusing the Bible story reviews below.



Review the lesson on Samuel anointing David to be king by playing "David Chosen King" from the *Let's Sing Motions 'n Music*. Do the actions with your children, as indicated by the narration.



Review Abigail's efforts to keep David from fighting by playing "David Keeps Peace" from the *Let's Sing Motions 'n Music*.

Why was David going to fight? Who stopped David from fighting? What did this woman do to keep David from fighting?

Review the story of Mephibosheth and David by talking about who Mephibosheth was and how he felt when he heard that King David wanted to meet him. **Who was Mephibosheth's father? Why did David want him to come to the palace? Why was he frightened? Why did he have to go? How did Mephibosheth feel after David said he wanted to help him? Why did David want to help Mephibosheth?**



Review Nehemiah's wall-building by playing "Working Together" from the *Let's Sing Motions 'n Music*.

What needed to be done around the city? Why was it important to have walls around the city? Who worked on the wall?



Worship in Song: Sing "God's Ways" and "Right and Good" (both on page 43) and "God's Word" (page 42). You may also want to review any songs your class particularly enjoyed this quarter.



Remembering the Bible Truth: Review the Bible words using the simple actions from Lesson 9.

Life Application: Tell this story to reinforce the Life Response Aim.

Nicole slowly blinked her eyes as the morning sun came through the window. Then she popped them wide open. Today was the day for the Sunday School picnic. In a minute she had dressed herself and hurried into the kitchen.

Mother was there already, but she wasn't making sandwiches for the picnic. She was putting washcloths in a pan of ice water.

"What are you doing, Mother?" asked Nicole. "Aren't we supposed to get ready for the picnic? Where is our lunch?"

"I'm afraid we won't be able to go to the picnic today, Nicole," answered Mother. "James is quite sick today. He was sick all night too." Mother carried the pan with ice water upstairs. Nicole followed.

Nicole frowned. But she wasn't thinking about her sick little brother. She was thinking of the picnic she would miss. It just isn't fair, she thought. He shouldn't get sick on this important day! Then she saw James lying in bed looking so sad.

"Poor James!" she said, putting her hand on his hot forehead. "I'll help take care of you."

"I know God is pleased, Nicole," said Mother, "when we forget about ourselves and think of someone who needs our help."

"May I put some cold cloths on his head," asked Nicole.

"That will be fine," Mother said. And she showed Nicole how to wring out the cloths so James's head wouldn't get too wet.

Then Mother said she needed to get something else and left the room.

In a few minutes Mother came back into the room with Nicole's toy doctor kit. She put the pretend stethoscope around Nicole's neck and helped her put on a big white shirt like a doctor's coat. Now she looked like a real doctor! Nicole felt just like skipping around the room as she thought of how important she was to be helping care for James.

James smiled a little and then fell asleep. Mother went back downstairs. Nicole put another cool cloth on James's head very carefully so he would not wake up. Then she said to herself, "I must pray for James."

So Nicole knelt down beside James's bed, closed her eyes, and prayed softly, "Thank You, Lord, for letting me help take care of James. Please make him well again soon—and help everybody else have a nice time at the picnic too. I'm glad I'm right here helping."

HANDS-TO-HEARTS ARTS AND CRAFTS (10-15 MINUTES):



Building Blocks: Distribute Copymaster 13. Let the children cut out the bookmark and color it. They can add stickers if you would like to make them available.

Have the children fold the Parent Tip over to the back of the bookmark and tape in place.

GOOD-BYE TIME (UNTIL PARENTS ARRIVE):



Close in prayer. If you have students who will be moving into the Primary class next week, pray for them as they move on. Remind them that God will continue to help them to do what is "right and good."



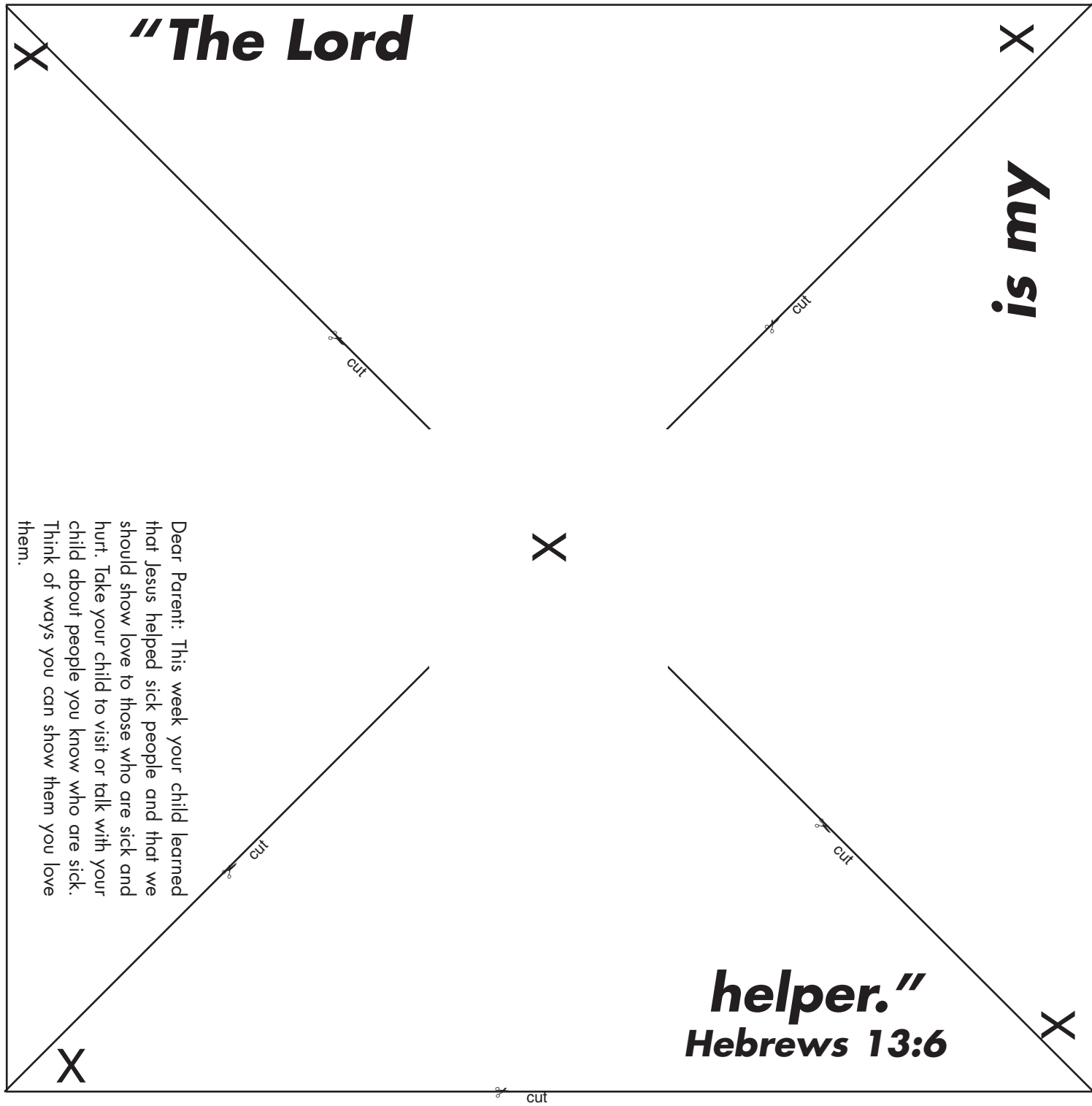
Play again "Teacher Says" from Preparing Their Hearts.

DEAR TEACHER (JUST FOR YOU):

The Teacher's Prayer

*Lord, who am I to teach the way
To little children day by day,
So prone myself to go astray?
I teach them knowledge, but I know
How faint the flicker and how low
The candles of my knowledge glow.
I teach them strength to live and do
But only now to learn anew
My own weakness through and through.
I teach them love for all mankind
And for all Your ways, but I find
My own love lagging far behind.
Lord, if their guide I still must be,
Oh, let the little children see
The teacher leaning hard on Thee.*

—Author unknown





"The Lord

is my

helper."
Hebrews 13:6

Dear Parent: This week your child learned that Jesus helped sick people and that we should show love to those who are sick and hurt. Take your child to visit or talk with your child about people you know who are sick. Think of ways you can show them you love them.



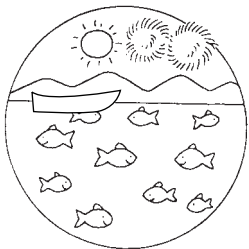
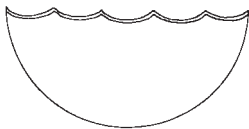

"The Lord is my helper"
Hebrews 13:6
 Dear Parent: Today your child learned that Jesus used His power to help fishermen (Luke 5:1-11) and wants us to trust Him to help us with hard things. Help your child to find ways to trust Jesus to help him or her when difficult things come up this week.

"The Lord is my helper."

Hebrews 13:6

Dear Parent: Today your child learned that Jesus used His power to help fishermen (Luke 5:1-11) and wants us to trust Him to help us with hard things. Help your child to find ways to trust Jesus to help him or her when difficult things come up this week.

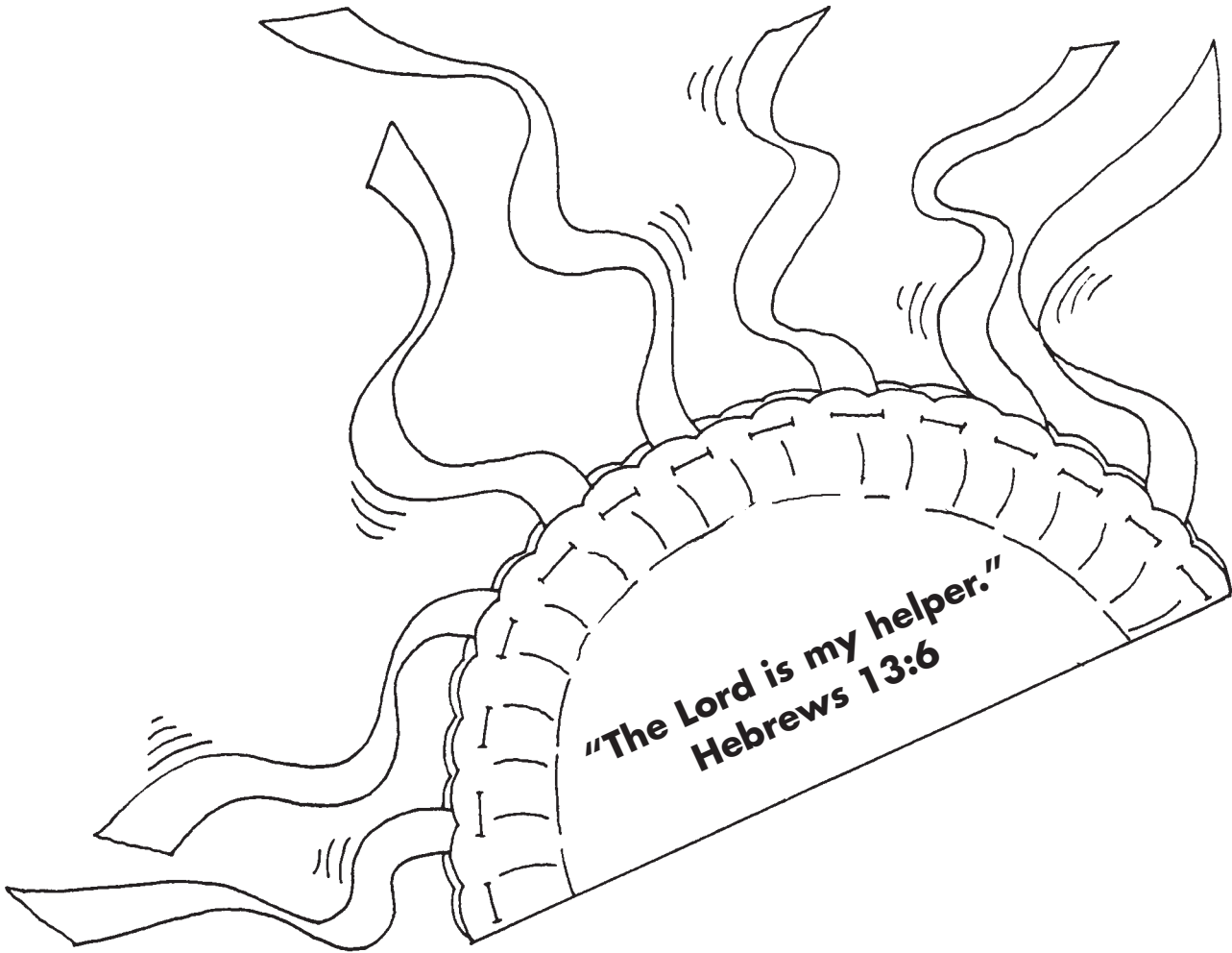
cut



***"The Lord is my
helper."
Hebrews 13:6***

cut

Dear Parent: Today's Bible words, "The Lord is my helper" (Heb. 13:6), will help your child remember that Jesus is able to and wants to help those who love Him. Your child has seen this in God's Word through several New Testament stories about Jesus' earthly ministry.





"The Lord is my helper."
Hebrews 13:6

cut

Dear Parent: Today your child heard about when Jesus healed a deaf man (Mark 7:32-37) and that we should use our ears and mouths to praise Jesus. Sing some simple praise songs with your child and let him or her play this shaker as you both sing. Talk about things you hear as you go through the week.

Dear Parent: Today's Bible words, "The Lord is my helper" (Heb. 13:6), will help your child remember that Jesus is able to and wants to help him or her. Your child saw this help in action in several New Testament stories about Jesus' life.







***"I will be sorry
for my sin."
Psalm 38:18***

cut

Dear Parent: Today your child heard a story about how a boy was sorry for his sin and asked forgiveness (Luke 15:11-24). Help your child remember to ask forgiveness when he or she does something wrong. Remember to praise your child when he or she does this without being reminded. Don't be afraid to model this behavior by asking forgiveness of your child or other family members when you sin.





“Shew me thy ways, O LORD.”






Psalm 25:4

Dear Parent: Your child heard the story of how Zacchaeus met Jesus (Luke 19:1-9) and how Zacchaeus showed his love for the Lord. Think about how you show love in your family. How might you and your child show that you love God?

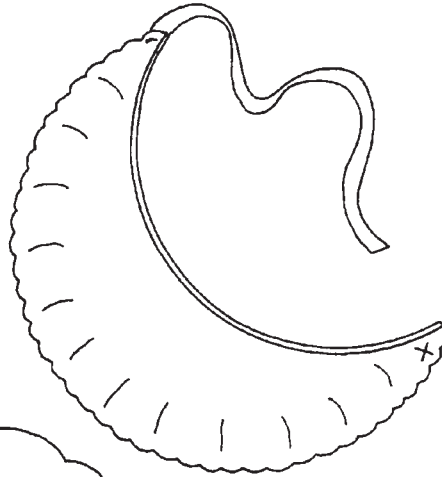

“Shew me thy ways, O LORD.”

Psalms 25:4

Dear Parent: Today your child heard about a servant who learned to follow God’s ways (Phile. 8-19) and that we should choose to follow God’s ways by doing what is right and good. Help your child discover ways to remember to do what is pleasing to God throughout the week.



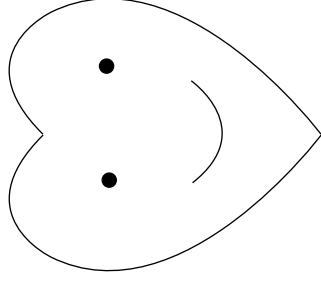
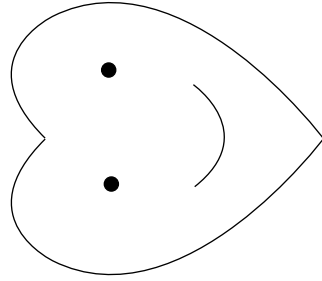
Dear Parent: Today your child learned about Samuel anointing David to be king (1 Sam. 16:1-13). God told Samuel who should be king and Samuel heard and obeyed God. God wants us to hear and obey His Word as well. Spend some time this week reading your child stories from a Bible storybook or children's Bible.



I will obey God!
"We ought to obey God."
Acts 5:29

cut

Dear Parent: Today your child heard how Abigail stopped some men from fighting (1 Sam. 25:1-35). Talk with your child about how we obey God when we share with others and don't fight. Play sharing games together and look for ways to praise your child when he or she is sharing well and playing without fighting.



“We ought to obey God.”

Acts 5:29

Dear Parent: Today your child heard how King David was kind to a lame man (2 Sam. 4:4; 9:1-13). We should also be kind to those who need help. Let your child help you through the week. Look for ways to help others and get your child involved in your kindness.

cut

Fold

***"We ought to obey
God."
Acts 5:29***

Fold

Dear Parent: Today your child learned how Bible-time people worked together to build a wall (Neh. 1-6) and that God is pleased when we work together with family and friends. Look for ways throughout your week to draw your child into family activities and chores. Praise your child when he or she helps without being asked.

Fold

cut

**"We ought to obey God."
Acts 5:29**

Fold

Dear Parent: Today your child reviewed stories about people who obeyed God and learned that he or she could also show love to God by obeying His Word. Read to your child from a Bible storybook or children's Bible. Use this bookmark to mark your place. Work with your child to memorize some simple Scriptures this week and talk about ways you can both obey God's Word.

I Have a Message for You

M. A. B.

MARY A. BARBOUR

Musical score for 'I Have a Message for You' in 6/8 time. The melody is written on a single staff with a treble clef. The key signature has one flat (B-flat). The lyrics are: 'I have a mes-sage for you. Je - sus loves you! Je - sus loves you!'. Chords are indicated above the staff: F, F, C7, F.

I have a mes-sage for you. Je - sus loves you! Je - sus loves you!

Be Kind to One Another

MARY LEBAR

ELLEN R. THOMPSON

Musical score for 'Be Kind to One Another' in 4/8 time. The melody is written on a single staff with a treble clef. The key signature has two flats (B-flat and E-flat). The lyrics are: 'Be kind, be kind, be kind to one an - oth-er, Be kind, be kind, be kind to one an - oth-er, Be kind, be kind, be kind.' Chords are indicated above the staff: F, Dm, G, C, Dm, Bb, Gm, C, F, Am, Gm, C, Dm, G, Bb, F.

Be kind, be kind, be kind to one an - oth-er, Be kind, be kind, be kind to one an - oth-er, Be kind, be kind, be kind.

Strong Is the Lord

B.A.R.

BETTY RILEY
and ELLEN R. THOMPSON

The musical score is written for a treble and bass staff in 4/4 time. The key signature has one sharp (F#). The lyrics are as follows:

Strong, strong, strong, strong - Strong is the Lord;

Strong, strong, strong, strong - Strong is the Lord. God is strong. He is strong.

God is strong and good. Strong to love - strong to help -

Help me do the things I should. Strong, strong, strong, strong -

Strong is the Lord; Strong, strong, strong, strong - Strong is the Lord!

Chord symbols are placed above the treble staff: C, G7, G7, C, G, C, F, G7, C, F, D7, G, G7, C, G7, Dm, Em, F, G7, C.

The childlike chant that forms the main theme of this song will help your boys and girls remember this important concept. Very young children could begin by learning just the last five measures.

God's Word

S. B. D.

STELLA B. DALEBURN

Eb
Bb⁷
Bb
Eb
Eb

We must not for - get God's Word; That is where His voice is heard.

Eb⁷
Fm
Bb⁷
Eb
Bb
Bb⁷
Eb

If we lis - ten and o - bey, We'll grow strong-er ev - 'ry day.

Let Us Do Good

ELLIS ANNE BAAR and E. R. T.

ELLEN R. THOMPSON

Cm
F
Cm
D⁷
G

1. Let us do good to ev - ery - one, Let us do good for Je - sus.
 2. Let us do good to ev - ery - one, Let us do good for Je - sus.

C
Em
F
Dm⁷ G⁷
C
G
C
Bb
C₄ - 3

Say a kind word; Sing a glad song; Let us do good, Let us do good for Je - sus.
 Help with a smile; Tell of God's love; Let us do good, Let us do good for Je - sus.

God's Ways

MARY LEBAR

ELLEN R. THOMPSON

1. I'll make my home* a hap - py home By fol - low - ing God's ways; If
 2. I'll make my home a hap - py home By fol - low - ing God's ways; If
 3. I'll make my home a hap - py home By fol - low - ing God's ways; If

I am kind and lov - ing there, We shall have hap - py days.
 I work well with oth - ers there, We shall have hap - py days.
 I don't ev - er quar - rel there, We shall have hap - py days.

The musical score is in 4/4 time, key of Bb. It features a melody in the treble clef and a bass line in the bass clef. Chords are indicated above the staff: F, Eb, F, G7, C, Eb, Bb, F7, Bb.

*The words "church" or "school" may be substituted for "home" in each stanza.

Right and Good

Deuteronomy 6:18a
 2 Chronicles 25:8c

ELLEN R. THOMPSON

Do what is right and good, right and good,
 right and good, Do what is right and
 good for God has pow - er to help you.

The musical score is in 3/4 time, key of Bb. It features a melody in the treble clef and a bass line in the bass clef. Chords are indicated above the staff: Bb, Eb, F, Eb, Bb, Gm, C7addA, F, Bb, Eb, F7, Bb, Cm, F7, Bb, sus, 3.

Show Me Your Ways

PSALM 25:4a

MARY LEBAR

Chords: C, F, C, Em, Fmaj7, G

Show me Your ways, O Lord. Show me Your ways, O Lord.

Chords: Am, C, F, C, G7, C

Show me Your ways, O Lord. Show me Your ways.

The musical score is written for piano in 4/4 time. The first system features a treble and bass staff with a melody in the treble and a harmonic accompaniment in the bass. The second system continues the melody and accompaniment, ending with a double bar line.

Obeying Song

SUSAN E. PAYNE

ELLEN R. THOMPSON

Chords: Eb, Db, Ab, Eb, Fm, Bb7, Eb

My Bi - ble says I should o - bey Mom and Dad and Je - sus.

Chords: Cm, Fm, Fm7, Bb7, Eb

When it's hard I stop and pray, "Help me, Je - sus, to o - bey."

The musical score is written for piano in 4/4 time. The first system features a treble and bass staff with a melody in the treble and a harmonic accompaniment in the bass. The second system continues the melody and accompaniment, ending with a double bar line.

Jesus Knows

M. A. B.

MARY A. BARBOUR

Db Ab⁷

Je - sus knows just where I am, Je - sus loves me too! —

Db Gb Db/Ab Ab⁷ Db

Je - sus knows me by my name, And ev - 'ry-thing I do. —

I Can Help

S.E.P.

SUSAN E. PAYNE
and ELLEN R. THOMPSON

Snappy
C Bb 1. Am

I can help (I can help). I can help (I can help). Be - cause I love ('cause I love)

G sus. 4 3 2. Am G⁷ 4 3 C

Je - sus (Je - sus) cause I love the Lord.

Church Time®

Lead your children into joyful praise and worship.

With the Leader's Guide and *Let's Sing Motions 'n Music* CD, the *Church Time*® packet contains all the curriculum you need for *Total Bible Learning*®.

ENGAGE YOUR CHILDREN'S HEARTS WITH GOD'S LOVE AND TRUTH.



Transition Time is a welcome break between hours filled with activities, play, snacks, and rest.

Preparing Their Hearts helps children begin thinking about the lesson's Bible Truth.

Worship and Story Time relates the Bible story, then guides children to review the memory verse and take part in a life application activity.

Hands-to-Hearts Activities use the hands of a child to create an art or craft to etch God's truth upon a young heart.

Good-bye Time provides fun activities when Mom, Dad, or the service is late.

The Leader's Guide gives you lesson plans to fill your whole hour; copymasters for fun, enriching activities; and sheet music to go with the *Let's Sing Motions 'n Music* CD.

Packet Components

- The 2s & 3s Packet (#4018) contains:
Leader's Guide
Let's Sing Motions 'n Music CD
- The 4s & 5s Packet (#4028) contains:
Leader's Guide
Let's Sing Motions 'n Music CD



4&5 4s & 5s
Church Time
Packet
No. 4028