



Specifications

<p>SHADE 1/32" thick 3form Varia resin. White Opal top and bottom diffuser.</p>	<p>DIMMING Dimming 0-10v</p>
<p>LIGHTING Solid state LED system 120v-277v input; 0-10v dimming compatible 3000k, 3500k or 4000k options 80 CRI light source</p>	<p>MOUNTING Fully adjustable stainless steel aircraft cable. Contact LightArt for lengths over 20'.</p> <p>CERTIFICATION CSA approved to UL standards Declare label certified Living Building Challenge compliant Damp rated</p>
<p>LUMEN MAINTENANCE Reported TM-21 Lifetimes L90(17k) = 52,600 hours L80(17k) > 102,000 hours L90(17k) > 102,000 hours</p>	<p>WARRANTY 5 year warranty on all standard components. LED system rated for operation in ambient environments up to 25°C.</p>
<p>HARDWARE 10" Canopies and dress plates mount to standard junction box (provided by others). 3/64" stainless steel cables to ceiling. Adjustable suspension. Power cord to canopy</p>	<p>STANDARDS 6 week lead time 250+ 3form material options (contact LightArt for custom material pricing) TGIC-free powder coat PVC-free power cord</p>



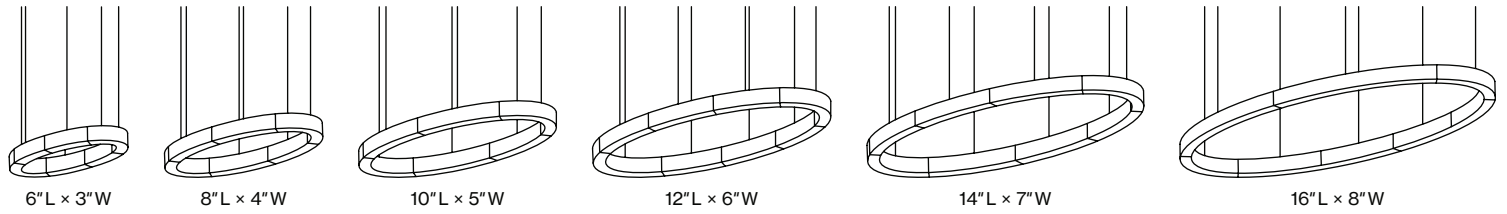
Ellipses

Fixture Options

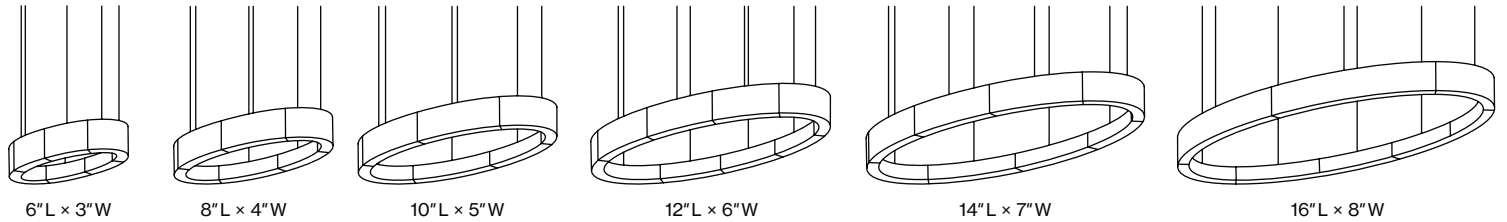
LA2 COLLECTION

DIMENSIONS

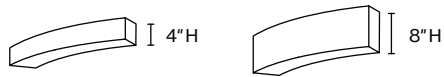
4" DEPTH



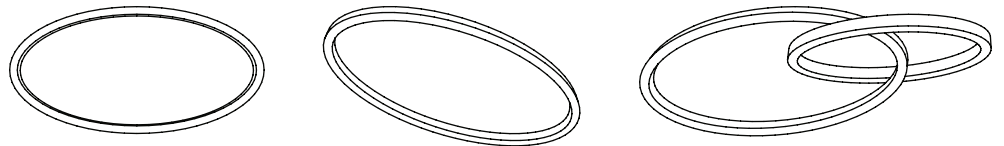
8" DEPTH



FIXTURE DEPTH All Fixtures have 6" Width



EXAMPLES



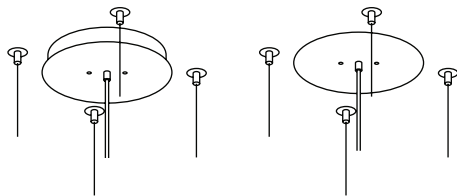
ELLIPSE IN AERIAL VIEW

ELLIPSE IN PERSPECTIVE VIEW

INTERLOCKING CONFIGURATION

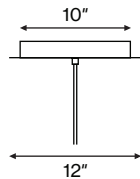
CEILING CONNECTIONS

OFFSET JUNCTION BOX For recessed canopy, cut 11" dia hole and recess j-box or mounting structure by 1.5"

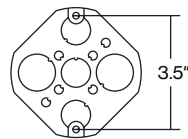


SURFACE MOUNTED

RECESSED



4" OCTAGONAL JUNCTION BOX (BY OTHERS)



Required for powered units;
optional for unlit units

CANOPY/DRESS PLATE FINISH OPTIONS



COLOR OPTIONS



Ellipses

Part Number Specification

LA2 COLLECTION

SPECIFICATION CODE

Example: 2 QTY LA2-CON-ELLI-10-WZ-830CK-STD-STD-WPC-WH

QTY. LA2-CON-ELLI - - - - - - -

1
2
3
4
5
6
7

Complete form to order LA2 Connected Ellipses(s). For each number, make one selection and enter in the corresponding box above.

*Indicates modified choices; additional lead times and/or costs may apply.

<p>1 SIZE</p> <table border="0"> <tr><td><input type="checkbox"/> 6</td><td>6'L x 3'W x 6"D</td></tr> <tr><td><input type="checkbox"/> 8</td><td>8'L x 4'W x 6"D</td></tr> <tr><td><input type="checkbox"/> 10</td><td>10'L x 5'W x 6"D</td></tr> <tr><td><input type="checkbox"/> 12</td><td>12'L x 6'W x 6"D</td></tr> <tr><td><input type="checkbox"/> 14</td><td>14'L x 7'W x 6"D</td></tr> <tr><td><input type="checkbox"/> 16</td><td>16'L x 8'W x 6"D</td></tr> </table>	<input type="checkbox"/> 6	6'L x 3'W x 6"D	<input type="checkbox"/> 8	8'L x 4'W x 6"D	<input type="checkbox"/> 10	10'L x 5'W x 6"D	<input type="checkbox"/> 12	12'L x 6'W x 6"D	<input type="checkbox"/> 14	14'L x 7'W x 6"D	<input type="checkbox"/> 16	16'L x 8'W x 6"D	<p>2 HEIGHT</p> <table border="0"> <tr><td><input type="checkbox"/> 4H</td><td>4" HEIGHT</td></tr> <tr><td><input type="checkbox"/> 8H</td><td>8" HEIGHT</td></tr> </table>	<input type="checkbox"/> 4H	4" HEIGHT	<input type="checkbox"/> 8H	8" HEIGHT	<p>3 MATERIAL</p> <table border="0"> <tr><td><input type="checkbox"/> GO</td><td>GEDSO</td></tr> <tr><td><input type="checkbox"/> NL</td><td>NATURAL</td></tr> <tr><td><input type="checkbox"/> SO</td><td>SILKEN OYSTER</td></tr> <tr><td><input type="checkbox"/> CR</td><td>CINDER</td></tr> <tr><td><input type="checkbox"/> CB2</td><td>CRANBERRY x2</td></tr> <tr><td><input type="checkbox"/> VC</td><td>VITAMIN C</td></tr> <tr><td><input type="checkbox"/> WZ</td><td>WIZARD</td></tr> <tr><td><input type="checkbox"/> MCR</td><td>MIDCENTURY ROSEWOOD</td></tr> <tr><td><input type="checkbox"/> CUST*</td><td>CUSTOM COLOR</td></tr> </table>	<input type="checkbox"/> GO	GEDSO	<input type="checkbox"/> NL	NATURAL	<input type="checkbox"/> SO	SILKEN OYSTER	<input type="checkbox"/> CR	CINDER	<input type="checkbox"/> CB2	CRANBERRY x2	<input type="checkbox"/> VC	VITAMIN C	<input type="checkbox"/> WZ	WIZARD	<input type="checkbox"/> MCR	MIDCENTURY ROSEWOOD	<input type="checkbox"/> CUST*	CUSTOM COLOR
<input type="checkbox"/> 6	6'L x 3'W x 6"D																																			
<input type="checkbox"/> 8	8'L x 4'W x 6"D																																			
<input type="checkbox"/> 10	10'L x 5'W x 6"D																																			
<input type="checkbox"/> 12	12'L x 6'W x 6"D																																			
<input type="checkbox"/> 14	14'L x 7'W x 6"D																																			
<input type="checkbox"/> 16	16'L x 8'W x 6"D																																			
<input type="checkbox"/> 4H	4" HEIGHT																																			
<input type="checkbox"/> 8H	8" HEIGHT																																			
<input type="checkbox"/> GO	GEDSO																																			
<input type="checkbox"/> NL	NATURAL																																			
<input type="checkbox"/> SO	SILKEN OYSTER																																			
<input type="checkbox"/> CR	CINDER																																			
<input type="checkbox"/> CB2	CRANBERRY x2																																			
<input type="checkbox"/> VC	VITAMIN C																																			
<input type="checkbox"/> WZ	WIZARD																																			
<input type="checkbox"/> MCR	MIDCENTURY ROSEWOOD																																			
<input type="checkbox"/> CUST*	CUSTOM COLOR																																			
<p>4 LED CRI/CCT</p> <table border="0"> <tr><td><input type="checkbox"/> 830CK</td><td>80 CRI / 3000K</td></tr> <tr><td><input type="checkbox"/> 835CK</td><td>80 CRI / 3500K</td></tr> <tr><td><input type="checkbox"/> 840CK</td><td>80 CRI / 4000K</td></tr> </table>	<input type="checkbox"/> 830CK	80 CRI / 3000K	<input type="checkbox"/> 835CK	80 CRI / 3500K	<input type="checkbox"/> 840CK	80 CRI / 4000K	<p>5 SUSPENSION</p> <table border="0"> <tr><td><input type="checkbox"/> STD</td><td>12" - 96"</td></tr> <tr><td><input type="checkbox"/> EXT*</td><td>24" - 240"</td></tr> </table>	<input type="checkbox"/> STD	12" - 96"	<input type="checkbox"/> EXT*	24" - 240"																									
<input type="checkbox"/> 830CK	80 CRI / 3000K																																			
<input type="checkbox"/> 835CK	80 CRI / 3500K																																			
<input type="checkbox"/> 840CK	80 CRI / 4000K																																			
<input type="checkbox"/> STD	12" - 96"																																			
<input type="checkbox"/> EXT*	24" - 240"																																			
<p>5 CANOPY OPTION</p> <table border="0"> <tr><td><input type="checkbox"/> STD</td><td>STANDARD</td></tr> <tr><td><input type="checkbox"/> REC*</td><td>RECESSED*</td></tr> </table>	<input type="checkbox"/> STD	STANDARD	<input type="checkbox"/> REC*	RECESSED*	<p>6 CANOPY COLOR</p> <table border="0"> <tr><td><input type="checkbox"/> WPC</td><td>WHITE</td></tr> <tr><td><input type="checkbox"/> BPC</td><td>BLACK</td></tr> <tr><td><input type="checkbox"/> SP*</td><td>MATTE SILVER*</td></tr> </table>	<input type="checkbox"/> WPC	WHITE	<input type="checkbox"/> BPC	BLACK	<input type="checkbox"/> SP*	MATTE SILVER*	<p>7 POWER CORD</p> <table border="0"> <tr><td><input type="checkbox"/> WH</td><td>WHITE</td></tr> <tr><td><input type="checkbox"/> BK</td><td>BLACK</td></tr> </table>	<input type="checkbox"/> WH	WHITE	<input type="checkbox"/> BK	BLACK																				
<input type="checkbox"/> STD	STANDARD																																			
<input type="checkbox"/> REC*	RECESSED*																																			
<input type="checkbox"/> WPC	WHITE																																			
<input type="checkbox"/> BPC	BLACK																																			
<input type="checkbox"/> SP*	MATTE SILVER*																																			
<input type="checkbox"/> WH	WHITE																																			
<input type="checkbox"/> BK	BLACK																																			



MADE IN USA
WITH GLOBAL AND
DOMESTIC PRODUCTS