






Specifications

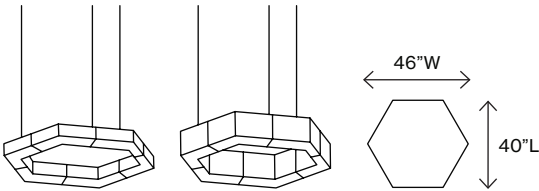
LIGHTING	Integrated LED light source offering high lumen output and efficacy. Color consistency of 3 SDCM. See additional information summarizing lumen distribution, wattage, and efficacy on following pages. Tunable white option available.	DRIVERS	120–277V constant current, dimming driver standard. Can be wired dimming or non-dimming. 0–10v dimming input with a range of 1%–100%. Dim-to-Off standard. Drivers can only be accessed at canopy. Power factor of > .95. Total Harmonic Distortion (THD) of < 20%.
LUMEN MAINTENANCE	Reported TM-21 Lifetimes L90(17k) = 52,600 hours L80(17k) > 102,000 hours L70(17k) > 102,000 hours	CERTIFICATION	Luminaire is CSA listed conforming to UL Standard 1598 in the U.S. and CAN/CSA C22.2 No. 250.0 in Canada. In accordance with NEC Code 410.73 (G), this luminaire contains an internal driver disconnect. Damp Location Rated. All electronic components are RoHS compliant, and the mechanical components of the luminaire have been verified to meet RoHS Directive 2002/95/EC.
CONSTRUCTION	1/16" 3form Varia. White Opal top and bottom diffuser. Contact your local sales rep for material samples.	CLEANING & CARE	Designed to withstand the demands of rigorous cleaning requirements. Effective cleaning and disinfection of environmental surfaces reduces microbe transmission. Superior chemical resistance and durability promotes safety in any design application. Use common disinfectants and cleaners to reduce microbe transmission.
ELECTRICAL	Emergency battery output: 6 watts for 90 minutes. Maximum Mounting height: 14ft. Compatible with Signify Bodine sinusoidal output emergency lighting inverters. Signify Bodine inverters allow designated lighting fixtures to serve as code compliant emergency lighting sources during failure of normal AC power. For additional information see link: http://www.bodine.com/products/inverter.html	WARRANTY	5 year warranty on all standard components.
MOUNTING	Adjustable stainless steel aircraft cable, contact studio for lengths over 20'. Available with multiple drop height J-hooks for group frame. Available with Grid hook for T-Grid Frame.	<div></div>	

Hexagon Hollow

Fixture Options

CLOUDFORM COLLECTION

DIMENSIONS



40"L x 46"W x 4"D 40"L x 46"W x 8"D

VARIA COLORS OPTIONS

 CAULDRON N41	 ALMOND N20	 GYPSUM N06	 JARDIN G59	 CITYSCAPE N45	 MOONSTONE N31
 POME- GRANATE R37	 REDWOOD N31	 GINGER R14	 SQUASH Y14	 VAPOR W05	



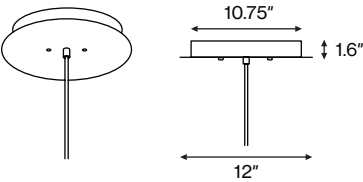
 EARL GREY TEAK	 TOFFEE CHESTNUT	 VANILLA ASH	 HONEY OAT
 DARK MOCHA WALNUT	 BROWN SUGAR WALNUT	 BOURBON CHERRY	

Hexagon Hollow

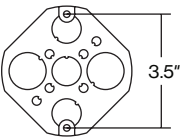
CLOUDFORM COLLECTION

CEILING CONNECTIONS

CABLES TO CEILING



4" OCTAGONAL JUNCTION BOX (BY OTHERS)

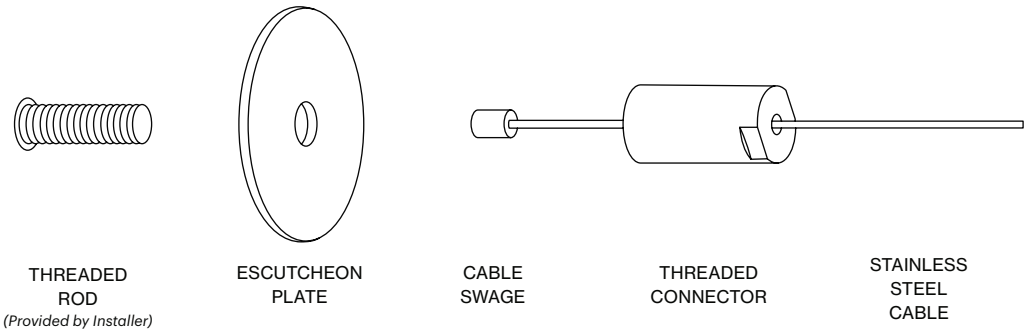


Required for powered units;
optional for unlit units

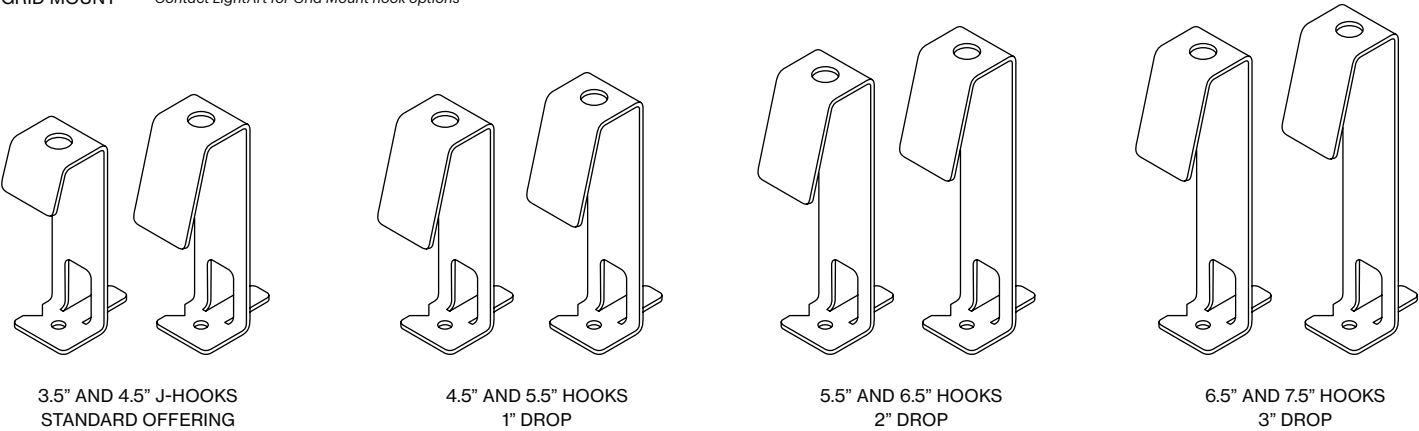
CANOPY/DRESS PLATE FINISH OPTIONS



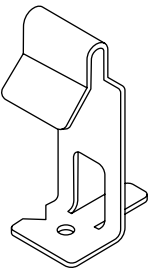
DECK MOUNT



GRID MOUNT Contact LightArt for Grid Mount hook options

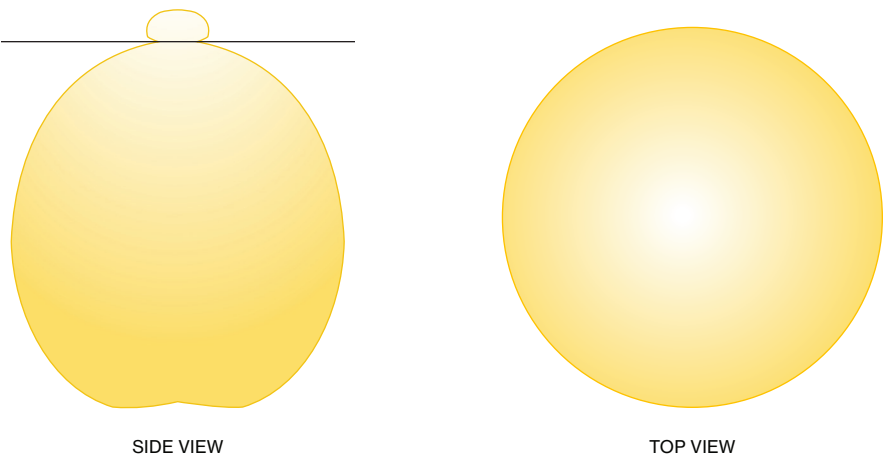


GRIP HOOK



LIGHT DISTRIBUTION OPTIONS

Consult factory or lightart.com for IES files, tested in accordance with IESNA LM79



PERFORMANCE – HEXAGON HOLLOW

Based on 3500K / 90CRI / Standard Distribution

NOMINAL LUMEN OUTPUT (LM)	INPUT POWER (W)	EFFICACY (LM/W)
1002	10	102
2004	20	101
3005	30	99
4007	41	97
5009	52	96
6011	64	94
7012	76	92
8014	89	90
9016	102	89
10018	116	86

LIGHT DISTRIBUTION

Based on measurement data

COLOR TEMPERATURE / CRI	MULTIPLIER
2700K / 80	0.98
2700K / 90	0.93
3000K / 80	1.02
3000K / 90	0.97
3500K / 80	1.00
3500K / 90	1.00
4000K / 80	1.08
4000K / 90	1.03

OUTPUT MULTIPLIERS INSTRUCTIONS

Adjusted Value = $L_1 \times C_m$ where:

L_1 = (Lumen output at 3500K / 90 CRI) ×

C_m = (Color Temp. / CRI Multiplier) ×

Example:

850LM / 3000K / 80CRI

$(850) \times (1.02) = 789\text{LM}$

Hexagon Hollow

Part Number Specification

CLOUDFORM COLLECTION

SPECIFICATION CODE

Example: 2 QTY CLF-LIGHT-HHEX-4H-GIN-DM-STD-830CK-5000LM-IP-INO-P01-WPC-WH

CLF-LIGHT-HHEX-

QTY.

1

2

3

4

5

6

7

8

9

10

11

Complete form to order Cloudform Hexagon Hollow fixture(s). For each number, make one selection and enter in the corresponding box above.
*Indicates modified choices; additional lead times and/or costs may apply.

1

HEIGHT

4H

4" HEIGHT

8H

8" HEIGHT

2

MATERIAL

VARIA COLOR OPTIONS

CAU

MOO

JAR

CIT

GYP

CHALDRON

MOONSTONE

JARDIN

CITYSCAPE

GYPSUM

POM

RED

GIN

SQU

ALM

VAP

POMEGRANATE

REDWOOD

GINGER

SQUASH

ALMOND

VAPOR

WOOD PRINT OPTIONS

ESW

TCH

VAN

OAT

DMW

EGT

BRC

BROWN SUGAR WALNUT

TOFFEE CHESTNUT

VANILLA ASH

HONEY OAT

DARK MOCHA WALNUT

EARL GREY TEAK

BOURBON CHERRY

3

MOUNTING

DM

DECK MOUNT

GFM

GROUP FRAME MOUNT

TGRD

T-GRID MOUNT

4

SUSPENSION

STD

12" - 96"

EXT

12" - 240"

5

LED CRI / CCT

827CK

80 CRI / 2700K

830CK

80 CRI / 3000K

835CK

80 CRI / 3500K

840CK

80 CRI / 4000K

927CK

90 CRI / 2700K

930CK

90 CRI / 3000K

935CK

90 CRI / 3500K

940CK

90 CRI / 4000K

TW

TUNABLE WHITE

6

OUTPUT

1000LM

1000 LM

2000LM

2000 LM

3000LM

3000 LM

4000LM

4000 LM

5000LM

5000 LM

6000LM

6000 LM

7000LM

7000 LM

8000LM

8000 LM Max Tunable White and EM Battery Option

9000LM

9000 LM

10000LM

10000 LM

CU*

CUSTOM OUTPUT

lm

CONTINUE TO NEXT PAGE TO COMPLETE SPECIFICATION

align

Declare.

Red List Free
Ingredients

MADE IN USA
WITH GLOBAL AND
DOMESTIC PRODUCTS

LightArt

206.524.2223 LIGHTART.COM
4770 OHIO AVE S STE B, SEATTLE, WA 98134

HEXAGON HOLLOW
07/29/25 UPDATE 5/6

CONTINUE SPECIFICATION

7 INSET PANEL

- ☐ IP
- WITH INSET PANEL
- ☐ NIP
- WITHOUT INSET PANEL

8 PANEL MATERIAL

PAINT COLOR OPTIONS

- ☐ TRB

☐ BLF

☐ STC

☐ TOT

☐ SHW

☐ IVL

☐ SOC

☐ TIE

☐ CAY
- TRICORN BLACK

BLACK FOX

STUDIO CLAY

TONY TAUPE

SHOJI WHITE

IVORY LACE

SOCKEYE

TIGEREYE

CAYENNE

☐ INO

☐ SOA

☐ AVA

☐ ALR

☐ BEI

☐ MAC

☐ TRN

☐ ICL

☐ CHE

INVENTIVE ORANGE

SOFT APRICOT

AVID APRICOT

ALMOND ROCA

BEIGE INTENSO

MACADMAIA

TRES NATURALE

ICY LEMONADE

CHEERFUL

☐ BRO

☐ SUG

☐ DUB

☐ POB

☐ LBB

☐ OLW

☐ NPC

BROCCOFLOWER

SUPREME GREEN

DUSTBLU

POWDER BLUE

LITTLE BOY BLU

OLYMPUS WHITE

NO PANEL COLOR

9 DIMMING AND CONTROLS

- ☐ P01

0-10V 1% DIMMING
- ☐ LEC*

HI-LUME 1% ECOSYSTEM LED DRIVER SOFT ON, FADE TO BLACK (LDE1 SERIES)
- ☐ EBM

0-10V 1% DIMMING INTEGRATED EM BATTERY OPTION
*Max Lumen output limited—consult LightArt.
Not available with Tunable White.*
- ☐ DALI

DALI CONTROL

10 CANOPY OPTIONS

- ☐ WPC

WHITE
- ☐ BPC

BLACK

11 POWER CORD

- ☐ WH

WHITE
- ☐ BK

BLACK

*Indicates modified choices; additional lead times and/or costs may apply.