




Specifications

CONSTRUCTION		Made from fiberglass and finished on the front surface and all sides with acoustically transparent membrane.	FIRE PERFORMANCE		Baffles have a Class A fire rating. The Baffles as with other architectural features located in the ceiling plane, may obstruct or skew the existing or planned fire sprinkler water distribution pattern, or possibly delay the activation of the fire sprinkler or fire detection system. Designers and installers are advised to consult a fire protection engineer, NFPA 13, and their local codes for guidance on the proper installation techniques where fire detection or suppression systems are present.
DESIGN CONSIDERATION		Product maintains a natural sag that may be noticeable when installed 2" or less apart. Minimal deflection may occur.	CLEANING & CARE		
STORAGE & HANDLING		<p>The components must be stored in a dry interior location and must remain in the original cartons prior to installation to avoid damage and soiling. The cartons must be stored in a flat, horizontal position. Save the carton cardboard insert for potential use during installation as a guide for hanging panels.</p> <p>The baffles should not be removed from their carton until the suspension system is ready. Proper care should be taken when handling baffle to avoid damage and soiling, particularly with panel edges and the surface of color panels. Proper care should be taken to locate the hardware accessory kits shipped separately from the baffles.</p>			
TEMPERATURE		This product can be installed where the temperature is between 40°F (4°C) and 120°F (49°C). It cannot be used in exterior applications, where standing water is present, or where moisture can come in direct contact with the panel.			




TILE COLOR OPTIONS


PAINT COLOR OPTIONS




TRICORN
BLACK




BLACK FOX




STUDIO
CLAY




TONYTAUPE




SHOJI
WHITE




IVORY LACE




CAYENNE




TIGEREYE




SOCKEYE




INVENTIVE
ORANGE



SOFT
APRICOT




AVID
APRICOT




ALMOND
ROCA




BEIGE
INTENSO




MACADAMIA




TRES
NATURALE




ICY
LEMONADE




CHEERFUL




BROCCO-
FLOWER




SUPREME
GREEN




DUSTBLU



POWDER
BLUE



LITTLE
BOY BLU



OLYMPUS
WHITE

WOOD PRINT OPTIONS



EARL GREY
TEAK



TOFFEE
CHESTNUT



VANILLA
ASH



HONEY OAT



DARK
MOCHA
WALNUT



BROWN
SUGAR
WALNUT



BOURBON
CHERRY

PAINT TOUCH UP AND COLOR MATCH

Panels should be removed from the suspension system prior to touch-up painting and be allowed to fully dry before being returned. All paints are interior flat latex paints

COLOR NAME	SHERWIN-WILLIAMS COLOR NUMBER
BLACK FOX	SW 7020
TONY TAUPE	SW 7038
DUSTBLU	SW 9161
OLYMPUS ROCA	SW 6253
ALMOND ROCA	SW 9105
BEIGE INTENSO	SW 9096
TRES NATURALE	SW 9101
TIGEREYE	SW 6362
SOFT APRICOT	SW 6352
INVENTIVE ORANGE	SW 6633
AVID APRICOT	SW 6639
CAYENNE	SW 6881

COLOR NAME	SHERWIN-WILLIAMS COLOR NUMBER
SOCKEYE	SW 6619
CHEERFUL	SW 6903
ICY LEMONADE	SW 1667
BROCCOFLOWER	SW 9039
SUPREME GREEN	SW 6442
POWDER BLUE	SW 2863
LITTLE BOY BLU	SW 9054
SHOJI WHITE	SW 7042
STUDIO CLAY	SW 9172
IVORY LAKE	SW 7013
TRICORN BLACK	SW 6258