

Specifications

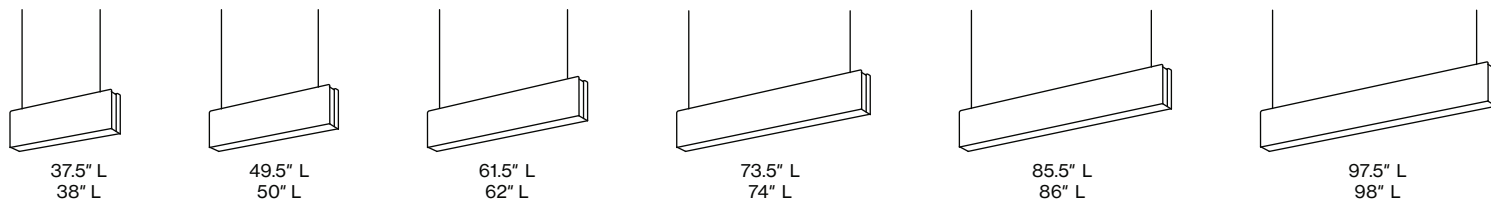
SHADES	9mm thick Sola Felt is a PET material, manufactured with 50% post-consumer recycled content. Sola Felt is a LBC Red List Free labeled product, eligible for LEED, Living Building Challenge, and other green building certification credits.	CERTIFICATION	Sola Felt has been independently tested and meet the criteria for approved interior finishes as described in the 2018 International Building Code®. See 3form Sola Felt spec sheet for more information.
CONSTRUCTION	Sola Felt over metal frame.	WARRANTY	5 year warranty on all standard components.
END CAPS	Fixture body color-matched Sola Felt standard; wood end caps optional.	CARE	The best way to remove airborne debris and dust from shades is to periodically vacuum. A Swiffer sheet or feathered duster can also be used for light dusting. To treat liquid stains, remove spills immediately with a clean damp cotton cloth or with detergent soap and warm water. Carpet and fabric cleaners can usually be used. Always test an inconspicuous area before applying cleaners to the actual stain.
MOUNTING	Adjustable stainless steel aircraft cable, contact studio for lengths over 20’.		
		<div><div>align Declare</div><div>Red List Free Ingredients</div><div>TITLE 24</div><div>MADE IN USA WITH GLOBAL AND DOMESTIC PRODUCTS</div></div>	

## Fixture Options

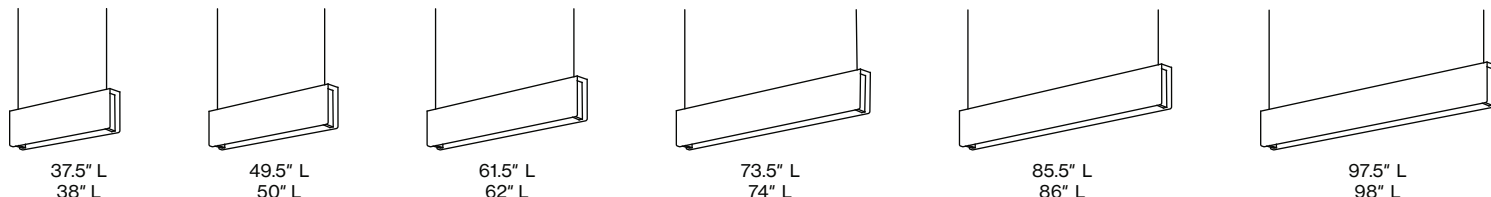
ACOUSTIC COLLECTION

## DIMENSIONS

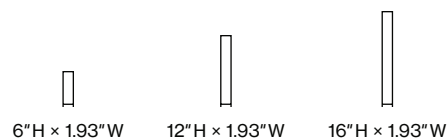
**INDIRECT LENGTHS** *Dimensions shown are with Felt End Caps and Wood End Caps. Also available unlit. See Unlit Stratta spec sheet.*



**DIRECT LENGTHS** *Dimensions shown are with Felt End Caps and Wood End Caps. Also available unlit. See Unlit Stratta spec sheet.*



## HEIGHTS & WIDTHS




### FELT COLOR & PATTERN OPTIONS

## COLOR OPTIONS



## PATTERN OPTIONS



## END CAP CONFIGURATIONS

WOOD



FELT



MADE IN USA  
WITH GLOBAL AND  
DOMESTIC PRODUCTS

SABINS PER FIXTURE    Equivalent square feet of perfect absorption

CENTER FREQUENCY (HZ)	49-16-2 STRATTA	49-12-2 STRATTA	49-6-2 STRATTA
100	0.66	0.24	-0.02
125	1.26	0.59	0.34
160	1.90	1.13	0.26
200	2.35	1.81	0.62
250	3.10	2.25	0.94
315	4.66	3.19	1.35
400	5.68	3.77	1.60
500	6.56	4.80	2.12
630	7.71	5.42	2.58
800	8.89	6.48	3.30
1000	10.01	7.33	3.61
1250	10.63	8.25	4.21
1600	11.36	8.65	4.58
2000	11.64	9.08	5.00
2500	11.82	9.26	5.09
3150	11.63	9.07	5.13
4000	11.50	8.96	5.16
5000	11.71	9.03	5.11
6300	11.93	8.99	5.25
8000	12.14	8.91	5.13
10000	12.03	8.99	5.24
AVERAGE OF 250, 500, 1000, 2000	7.83	5.86	2.92
EQUIVALENT SQ FT OF ACT (NRC 0.70)	11.18	8.38	4.17

The NRC of Stratta ranges from 0.75 to 1.00, depending on the size and configuration tested. Formal testing reports are available for more information.

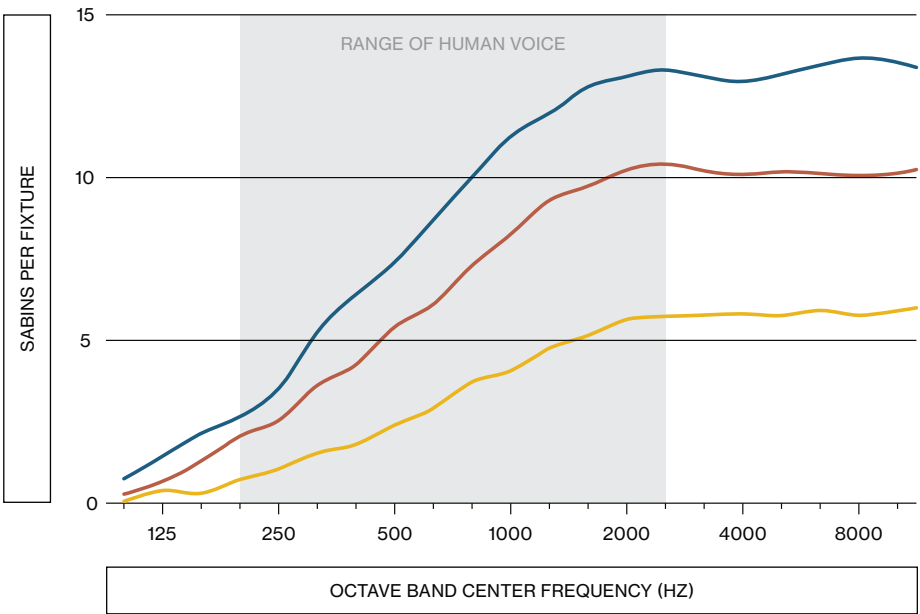
Absorption

NRC per Fixture: 0.75 – 1.00

The Stratta line was tested in accredited laboratories to study the impact of fixture size and configuration on acoustic performance.

The acoustic testing of Stratta was conducted at NVLAP accredited laboratories and meets ISO 354 and ASTM C423. Formal test reports are available upon request.

- 49-16-2 ACOUSTIC STRATTA
- 49-12-2 ACOUSTIC STRATTA
- 49-6-2 ACOUSTIC STRATTA



# Stratta Unlit

## Part Number Specification

ACOUSTIC COLLECTION

SPECIFICATION CODE

Example: 2 QTY ACC-STR-UNLT-49L-12H-CT-FELT-PM-CRLNA-STD-D

QTY.

ACC-STR-UNLT-

1

2

3

4

5

6

7

8

Complete form to order Stratta fixture(s). For each number, make one selection and enter in the corresponding box above.  
\*Indicates modified choices; additional lead times and/or costs may apply.

1

LENGTH (Nominal)

2

HEIGHT (Nominal)

37L

37.5" LENGTH

49L

49.5" LENGTH

61L

61.5" LENGTH

73L

73.5" LENGTH

85L

85.5" LENGTH

97L

97.5" LENGTH

CRL \*

CUSTOM ROW LENGTH

Custom rows from 3' to 200'

in 1' increments available

6H

6" HEIGHT

12H

12" HEIGHT

16H

16" HEIGHT

3

FELT COLOR

COLOR OPTIONS

EB

EBONY

NF

NIGHTFALL

CA

CAST

SLT

SILT

ML

MINERAL

STL

STEEL

AR

ARMOR

NI

NICKEL

ZN

ZINC

EM

EMERALD

BU

BURGUNDY

CI

CINNAMON

JP

JASPER

SF

SAFFRON

OCH

OCHRE

MU

MUSTARD

AS

ARIES

CT

CITRINE

LC

LILAC

AD

ADMIRAL

DK

DUSK

STB

STEELBLUE

PT

PLATINUM

DW

DRIFTWOOD

DN

DUNE

VL

VANILLA

COLOR OPTIONS

DWA

WALNUT

IOK

IRON OAK

WA

CARMEL OAK

BA

RICH BAMBOO

4

ENDCAP Optional wood endcap

5

MOUNTING

6

CONTINUOUS ROW LENGTH

FELT

FELT BODY COLOR

Endcap will match shade material color

WOE \*

OAK WOOD

WAE \*

ASH WOOD

PM

INDIVIDUAL FIXTURE

CRW \*

CONTINUOUS ROW FIXTURE

CRLNA

NOT APPLICABLE

Individual lengths cannot be joined in the field

CUSRL \*

CUSTOM ROW LENGTH

Specify custom length in 1' increments from 3' to 200'

\_\_\_\_\_ ft

7

SUSPENSION

8

FIXTURE ORIENTATION

STD

12" - 96"

EXT \*


24" - 240"

I

INDIRECT UNLIT

D

DIRECT UNLIT



\*Indicates modified choices; additional lead times and/or costs may apply.

