



Specifications

LIGHTING	Integrated LED light source offering high lumen output and efficacy. Color consistency of 3 SDCM. See additional information summarizing lumen distribution, wattage, and efficacy on following pages. Tunable white and RGB options available.	DRIVERS	120–277V constant current, dimming driver standard. Can be wired dimming or non-dimming. 0–10v dimming input with a range of 1%–100%. Dim-to-Off standard. Driver can be accessed from the fixture. Power factor of > .95. Total Harmonic Distortion (THD) of < 20%.
LUMEN MAINTENANCE	Reported TM-21 Lifetimes L90(17k) = 52,600 hours L80(17k) > 102,000 hours L90(17k) > 102,000 hours	CERTIFICATION	Luminaire is CSA listed conforming to UL Standard 1598 in the U.S. and CAN/CSA C22.2 No. 250.0 in Canada. In accordance with NEC Code 410.73 (G), this luminaire contains an internal driver disconnect. Damp Location Rated. All electronic components are RoHS compliant, and the mechanical components of the luminaire have been verified to meet RoHS Directive 2002/95/EC.
DIFFUSION	Frosted optical diffuser produces even illumination.	CLEANING & CARE	Designed to withstand the demands of rigorous cleaning requirements. Effective cleaning and disinfection of environmental surfaces reduces microbe transmission. Superior chemical resistance and durability promotes safety in any design application. Use common disinfectants and cleaners to reduce microbe transmission.
ELECTRICAL	Emergency battery output: 6 watts for 90 minutes. Maximum Mounting height: 10.5ft. Compatible with Signify Bodine sinusoidal output emergency lighting inverters. Signify Bodine inverters allow designated lighting fixtures to serve as code compliant emergency lighting sources during failure of normal AC power. For additional information see link: http://www.bodine.com/products/inverter.html	WARRANTY	5 year warranty on all standard components.
MOUNTING	Adjustable stainless steel aircraft cable, contact studio for lengths over 20'		



Casper Box

Fixture Options

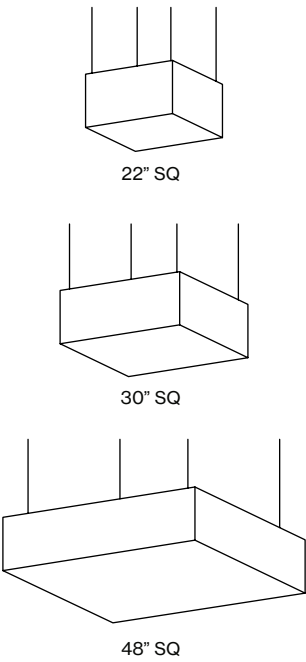
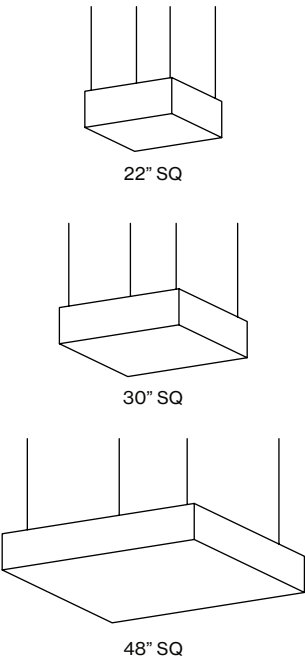
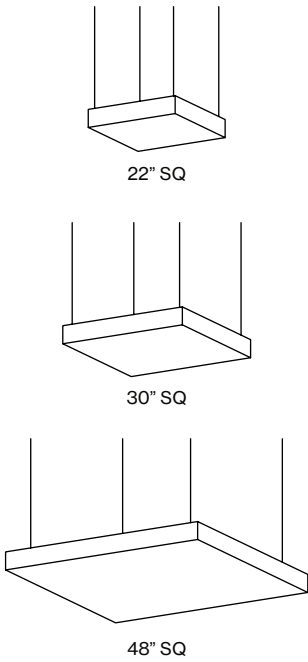
CASPER COLLECTION

DIMENSIONS

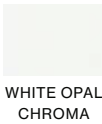
4" HEIGHT

8" HEIGHT

12" HEIGHT



MATERIAL

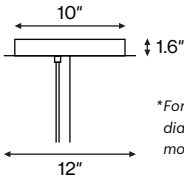
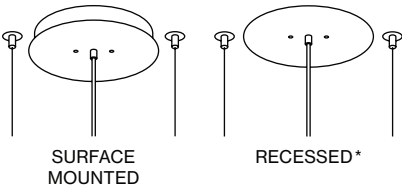
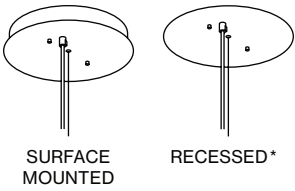


WHITE OPAL
CHROMA

CEILING CONNECTION

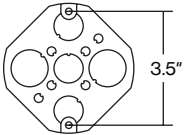
JUNCTION BOX FEED

OFFSET JUNCTION BOX




*For recessed canopy, cut 11" dia hole and recess j-box or mounting structure by 1.5"

4" OCTAGONAL JUNCTION BOX* (BY OTHERS)



*Required for powered units;
junction box mount optional
for unlit units

4" OCTAGONAL JUNCTION BOX* (BY OTHERS)



Casper Box

Part Number Specification

CASPER COLLECTION

SPECIFICATION CODE

Example: 2 QTY COL-CASPR-BOX-22SQ-4H-830CK-STD-WPC-WH

COL-CASPR-BOX - - - - - -

QTY. 1 2 3 4 5 6

Complete form to order Casper Box fixture(s). For each number, make one selection and enter in the corresponding box above.

*Indicates modified choices; additional lead times and/or costs may apply.

1 SIZE

- | | |
|-------------------------------|-----------------|
| <input type="checkbox"/> 22SQ | 22" SQ x 24" SQ |
| <input type="checkbox"/> 30SQ | 30" SQ x 30" SQ |
| <input type="checkbox"/> 48SQ | 48" SQ x 48" SQ |

2 HEIGHT

- | | |
|------------------------------|------------|
| <input type="checkbox"/> 4H | 4" HEIGHT |
| <input type="checkbox"/> 8H | 8" HEIGHT |
| <input type="checkbox"/> 12H | 12" HEIGHT |

3 LED CRI / CCT

- | | |
|--------------------------------|----------------|
| <input type="checkbox"/> 830CK | 80 CRI / 3000K |
| <input type="checkbox"/> 835CK | 80 CRI / 3500K |
| <input type="checkbox"/> 840CK | 80 CRI / 4000K |
| <input type="checkbox"/> TW | TUNABLE WHITE |
| <input type="checkbox"/> RGB | RGB |

4 SUSPENSION

- | | |
|-------------------------------|------------|
| <input type="checkbox"/> STD | 12" - 96" |
| <input type="checkbox"/> EXT* | 12" - 240" |

5 CANOPY OPTIONS

- | | |
|------------------------------|-------|
| <input type="checkbox"/> WPC | WHITE |
| <input type="checkbox"/> BPC | BLACK |

6 POWER CORD

- | | |
|-----------------------------|-------|
| <input type="checkbox"/> WH | WHITE |
| <input type="checkbox"/> BK | BLACK |



MADE IN USA
WITH GLOBAL AND
DOMESTIC PRODUCTS